

Zeitschrift: Commentarii Mathematici Helvetici
Herausgeber: Schweizerische Mathematische Gesellschaft
Band: 86 (2011)

Artikel: The braided Ptolemy-Thompson group is asynchronously combable
Autor: Funar, Louis / Kapoudjian, Christophe
DOI: <https://doi.org/10.5169/seals-283466>

Nutzungsbedingungen

Die ETH-Bibliothek ist die Anbieterin der digitalisierten Zeitschriften auf E-Periodica. Sie besitzt keine Urheberrechte an den Zeitschriften und ist nicht verantwortlich für deren Inhalte. Die Rechte liegen in der Regel bei den Herausgebern beziehungsweise den externen Rechteinhabern. Das Veröffentlichen von Bildern in Print- und Online-Publikationen sowie auf Social Media-Kanälen oder Webseiten ist nur mit vorheriger Genehmigung der Rechteinhaber erlaubt. [Mehr erfahren](#)

Conditions d'utilisation

L'ETH Library est le fournisseur des revues numérisées. Elle ne détient aucun droit d'auteur sur les revues et n'est pas responsable de leur contenu. En règle générale, les droits sont détenus par les éditeurs ou les détenteurs de droits externes. La reproduction d'images dans des publications imprimées ou en ligne ainsi que sur des canaux de médias sociaux ou des sites web n'est autorisée qu'avec l'accord préalable des détenteurs des droits. [En savoir plus](#)

Terms of use

The ETH Library is the provider of the digitised journals. It does not own any copyrights to the journals and is not responsible for their content. The rights usually lie with the publishers or the external rights holders. Publishing images in print and online publications, as well as on social media channels or websites, is only permitted with the prior consent of the rights holders. [Find out more](#)

Download PDF: 09.07.2025

ETH-Bibliothek Zürich, E-Periodica, <https://www.e-periodica.ch>

The braided Ptolemy–Thompson group is asynchronously combable

Louis Funar and Christophe Kapoudjian

Abstract. The braided Ptolemy–Thompson group T^\star is an extension of the Thompson group T by the full braid group B_∞ on infinitely many strands and both of them can be viewed as mapping class groups of certain infinite planar surfaces. The main result of this article is that T^\star (and in particular T) is asynchronously combable. The result is new already for the group T . The method of proof is inspired by Lee Mosher’s proof of automaticity of mapping class groups.

Mathematics Subject Classification (2010). 57N05, 20F38, 57M07, 20F34.

Keywords. Mapping class groups, infinite surface, Thompson group, braid.

Contents

1	Introduction	708
1.1	Statements and results	708
1.2	The Ptolemy–Thompson group T and its braided version T^\star	709
1.3	Preliminaries on combings	713
2	The Thompson group T is asynchronously combable	715
2.1	The Ptolemy groupoid and T	715
2.2	Mosher’s normal form for elements of T on infinitely many flips	719
2.3	Writing Mosher’s normal form as two-generator words	721
2.4	Modifying the Mosher-type combing in order to get asynchronous boundedness	724
2.5	The combing of T is asynchronously bounded	728
3	Combing the braided Thompson group	731
3.1	Generators for T^\star	731
3.2	Normal forms for elements T^\star	732
3.3	The punctured Ptolemy groupoid T^\star	733
3.4	Nonstraight arcs, conjugate punctures and untangling braids	735
3.5	The existence of conjugate punctures along admissible nonstraight arcs	739
3.6	Simplifying arcs by combing and straightening tight arcs	750
3.7	Complements on straightening arcs	753
3.8	Rectification of punctured triangulations	756
3.9	The combing of T^\star is asynchronously bounded	757
3.10	The departure function	764
	References	766

1. Introduction

1.1. Statements and results. The Thompson groups T and V were the first examples of finitely presented infinite simple groups. We refer to [9] for a survey concerning their classical properties. An algebraic relation between T and the braid groups has been discovered in an article due to P. Greenberg and V. Sergiescu ([21]). Since then, several works ([6], [7], [10], [11], [14], [15], [16], [28]) have contributed to improve our understanding of the links between Thompson groups and mapping class groups of surfaces – including braid groups.

The group V is a sophisticated stabilization of the finite permutation groups, and as such, it might be thought of as a group of infinite permutations. There is a well-known relation between permutations and braids, in which one replaces transpositions by the usual braid generators. Similarly, replacing permutations by braids in the definition of the Thompson group V has led independently M. Brin and P. Dehornoy to introduce the *braided Thompson group* BV ([6], [7], [10], [11]). However, BV is not related to the group of Greenberg–Sergiescu constructed and studied in [21], but rather to our *universal mapping class group in genus zero* (cf. [14]).

The group T^* of the present paper instead, is an extension of the Thompson group T by the stable braid group B_∞ , and may be considered a “simplified” version of the group of Greenberg–Sergiescu. The group T has received a lot of attention since E. Ghys and V. Sergiescu ([20]) proved that it embeds in the diffeomorphism group of the circle and it can be viewed as a sort of discrete analogue of the latter. The group T^* has been introduced in [15] as a mapping class group of an infinite surface obtained as follows. Consider first the planar surface obtained by thickening the regular binary tree, with one puncture for each edge of the tree. The mapping classes of orientation-preserving homeomorphisms of this punctured surface, which induce a tree isomorphism *outside a bounded domain*, form the group T^* . Our main result in [15] is that T^* is finitely presented and has solvable word problem.

The aim of the present paper is to show that T^* has strong finiteness properties. Although it was known that one can generate the Thompson groups using automata ([22]), very little was known about the geometry of their Cayley graph. Recently, D. Farley proved ([13]) that Thompson groups (and more generally picture groups, see [25]) act properly by isometries on $\text{CAT}(0)$ cubical complexes (and hence are a-T-menable), and V. Guba (see [23], [24]) computed that the smallest Thompson group F has quadratic Dehn function while T and V have polynomial Dehn functions. It is known that automatic groups have quadratic Dehn functions on one side and Niblo and Reeves ([32]) proved that any group acting properly discontinuously and cocompactly on a $\text{CAT}(0)$ cube complex is automatic. One might therefore wonder whether Thompson groups are automatic.

We approach this problem from the perspective of the mapping class groups, since one can view T and T^* as mapping class groups of a surface of infinite type. One

of the far reaching results in this respect is the Lee Mosher theorem ([31]) stating that mapping class of finite surfaces are automatic. Our main result shows that, when shifting to infinite surfaces, a slightly weaker result still holds true, namely:

Theorem 1.1. *The group T^\star is asynchronously combable.*

In particular, in the course of the proof we prove also that:

Corollary 1.2. *The Thompson group T is asynchronously combable.*

The proof is greatly inspired by the methods of L. Mosher. The mapping class group is embedded into the Ptolemy groupoid of some triangulation of the surface, as defined by L. Mosher and R. Penner. It suffices then to provide combings for the latter.

In our case the corresponding Ptolemy groupoid is, fortunately, the groupoid of flips on triangulations of the hyperbolic plane, which is closely related to the group T . For this reason, T is sometimes called the *Ptolemy–Thompson group*. The first difficulty consists in dealing with the fact that the surface under consideration is non-compact. Thus we have to get extra control on the action of T on triangulations and in particular to consider a finite set of generators of T instead of the set of all flips that was used by Mosher for compact surfaces. The second difficulty is that we need to modify the Mosher algorithm in order to obtain the boundedness of the combing. Finally, shifting from T to T^\star amounts to considering triangulations of the hyperbolic plane whose edges are punctured. The same procedure works also in this situation, but we need another ingredient to get an explicit control on the braiding, which reminds us the geometric solution of the word problem for braid groups.

Acknowledgements. The authors are indebted to Vlad Sergiescu and Bert Wiest for comments and useful discussions, and to the referee for suggestions and corrections improving the readability. The first author was partially supported by the ANR Repsurf: ANR-06-BLAN-0311.

1.2. The Ptolemy–Thompson group T and its braided version T^\star . The smallest Thompson group F is the group of dyadic piecewise affine homeomorphisms of the interval i.e. the piecewise linear homeomorphisms of $[0, 1]$ which are differentiable outside finitely many dyadic numbers, with derivatives powers of 2. Shifting from the interval $[0, 1]$ to the circle $S^1 = [0, 1]/\{0 \sim 1\}$ one obtains in the same way the larger Ptolemy–Thompson group T . Specifically, T consists of those piecewise linear homeomorphisms of S^1 which map images of dyadic numbers onto images of dyadic numbers, are differentiable outside finitely many images of dyadic numbers, and have derivatives only powers of 2.

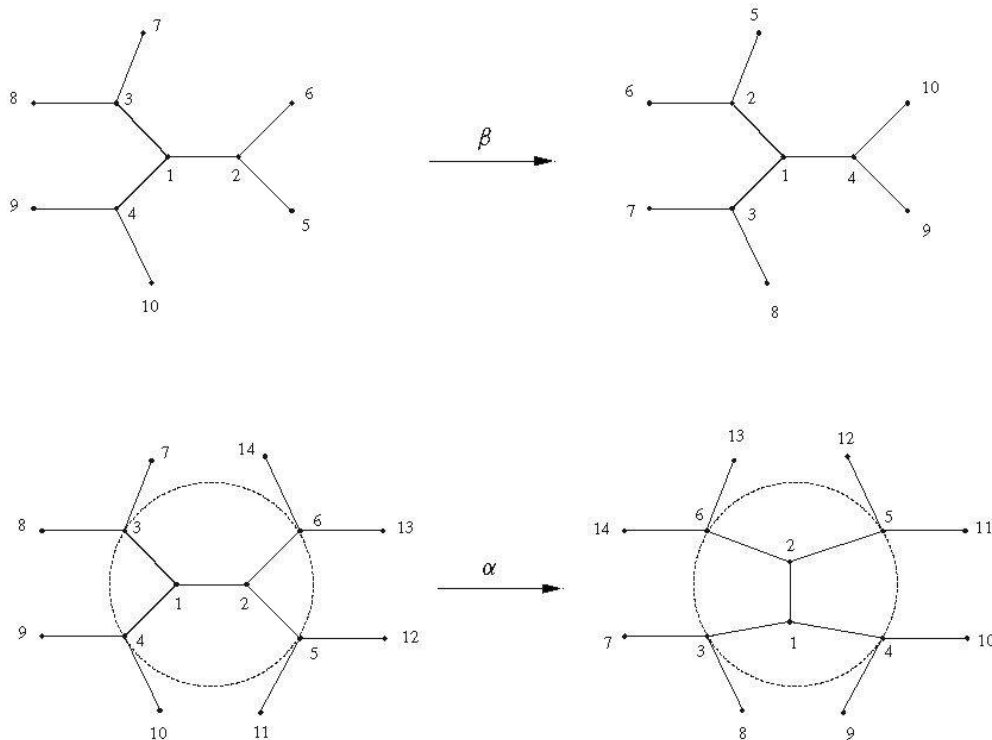
It is customary (see [9]) to describe elements of F (and T) by means of pairs of dyadic partitions of the interval (respectively of S^1), or equivalently by pairs of

rooted binary trees (respectively with a marked leaf). However, it is more convenient for us to have an alternative description of T as a group of equivalence classes of almost automorphisms of an infinite unrooted binary tree.

Recall from [14] that an *almost automorphism* (or *piecewise tree automorphism*) of some infinite binary tree \mathcal{T} is given by a combinatorial isomorphism $\mathcal{T} \setminus \mathcal{T}_0 \rightarrow \mathcal{T} \setminus \mathcal{T}_1$ between the complements of two *finite* binary subtrees $\mathcal{T}_0, \mathcal{T}_1 \subset \mathcal{T}$. A *finite binary tree* is a finite subtree of T whose internal vertices are all 3-valent. Its terminal vertices (or 1-valent vertices) are called *leaves*. Two almost automorphisms are equivalent if they coincide on a common finite tree complement. The equivalence classes form naturally a group.

Let henceforth \mathcal{T} denote the infinite binary tree endowed with a fixed embedding in the plane. This planar embedding induces an extra structure on \mathcal{T} which is a cyclic orientation of the edges around each vertex (usually called a *fat* or *ribbon graph* structure). Then the group of equivalence classes of those almost automorphisms of \mathcal{T} which preserve the fat graph structure is actually isomorphic to the Ptolemy–Thompson group T . We can see then that T is generated by the classes of two almost automorphisms α, β of the binary tree pictured below, where

- (1) β stands for the order 3 rotation around a vertex and thus it is a global automorphism;
- (2) α is the order 4 rotation around an edge midpoint. The finite binary trees \mathcal{T}_0 and \mathcal{T}_1 are the subtrees contained in the figured disk.



The subgroup of T generated by $\langle \alpha^2, \beta \rangle$ is isomorphic to $\mathrm{PSL}(2, \mathbb{Z})$ and its induced action on \mathcal{T} is that of the modular group on its Bass–Serre tree.

This picture suggests another approach to T , as a group of mapping classes of homeomorphisms of infinite surfaces (see [28] and [14]). The surfaces below will be oriented and all homeomorphisms considered in the sequel will be orientation-preserving, unless the opposite is explicitly stated.

Definition 1.1. The ribbon tree D is the planar surface obtained by thickening in the plane the infinite binary tree. We denote by D^\star the punctured ribbon tree which is D deprived of infinitely many points called punctures, namely one puncture for the midpoint of each edge of the tree $\mathcal{T} \subset D$.

Definition 1.2. A *rigid structure* on D is a decomposition into hexagons by means of a family of arcs with endpoints on the boundary of D . It is assumed that these arcs are pairwise non-homotopic in D , by homotopies keeping the boundary points on the boundary of D .

A *rigid structure* on D^\star is a decomposition into punctured hexagons by means of a family of arcs through the punctures, whose endpoints are on the boundary of D . It is assumed that these arcs are pairwise non-homotopic in D , by homotopies keeping the boundary points on the boundary of D . There exist canonical rigid structures on D^\star and D in which arcs are segments transversal to the edges, as drawn in Figure 1.

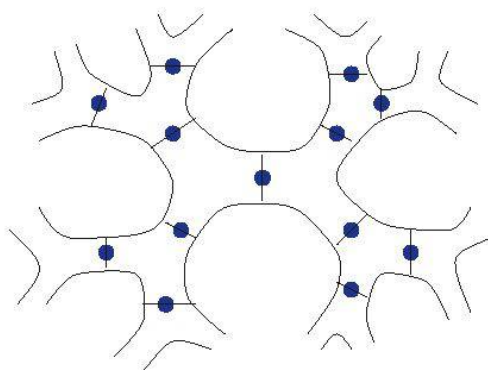


Figure 1. D^\star and its canonical rigid structure.

A planar subsurface of D (respectively D^\star) is *admissible* if it is a finite union of hexagons coming from the canonical rigid structure. The *frontier* of an admissible surface is the union of the arcs contained in the boundary.

Definition 1.3. Let φ be a homeomorphism of D^\star . One says that φ is *asymptotically rigid* if the following conditions are fulfilled:

- There exists an admissible subsurface $\Sigma \subset D^\star$ such that $\varphi(\Sigma)$ is also admissible.

- The complement $D^\star - \Sigma$ is a union of n infinite surfaces. Then the restriction $\varphi: D^\star - \Sigma \rightarrow D^\star - \varphi(\Sigma)$ is *rigid*, meaning that it respects the rigid structures in the complements of the compact admissible subsurfaces i.e. it maps the hexagons into hexagons. Such a non-empty surface Σ is called a *support* for φ .

One denotes by T^\star the *group of asymptotically rigid homeomorphisms of D^\star modulo isotopy through homeomorphisms which preserve the boundary of D^\star* .

One introduces in the same way the group of asymptotically rigid homeomorphisms (modulo isotopy) of the ribbon tree D .

Remark 1.3. There exists a cyclic order on the frontier arcs of an admissible subsurface induced by the planarity. An asymptotically rigid homeomorphism necessarily preserves the cyclic order of the frontier for any admissible subsurface. In particular one can identify T with the group of asymptotically rigid homeomorphisms modulo isotopy of the ribbon tree D (cf. [28] and [14]).

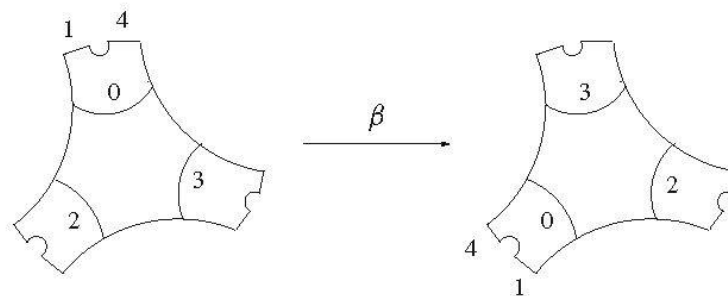
Further T^\star is the analogue of T for the punctured disk. It is not hard to see (see [15]) that one has an exact sequence

$$1 \rightarrow B_\infty \rightarrow T^\star \rightarrow T \rightarrow 1$$

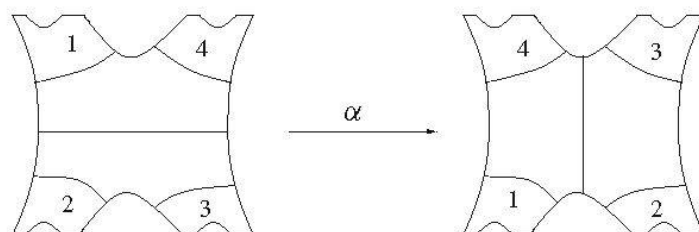
where B_∞ denotes the infinite braid group on the punctures of D^\star .

Using the previously defined almost automorphisms one can obtain natural mapping classes generators of T . Specifically, consider the following mapping classes of asymptotically rigid homeomorphisms:

- A support of the element β is the central hexagon, which will be referred as the support of β in the sequel. Further β acts as the counterclockwise rotation of order three whose axis is vertical and which permutes the three branches of the ribbon tree issued from the hexagon.



- A support of α is the union of two adjacent hexagons, one of them being the support of β from above, which will be referred as the support of α below. Then α rotates counterclockwise the support of angle $\frac{\pi}{2}$, by permuting the four branches of the ribbon tree issued from the support.



Observe that α and β are the same elements of T as the almost automorphisms denoted by the same letters.

Lochak and Schneps ([29]) proved that the group T has the following presentation with generators α and β and relations:

$$\begin{aligned}\alpha^4 &= \beta^3 = 1, \\ [\beta\alpha\beta, \alpha^2\beta\alpha\beta\alpha^2] &= 1, \\ [\beta\alpha\beta, \alpha^2\beta^2\alpha^2\beta\alpha\beta\alpha^2\beta\alpha^2] &= 1, \\ (\beta\alpha)^5 &= 1.\end{aligned}$$

Remark 1.4. If one sets $A = \beta\alpha^2$, $B = \beta^2\alpha$ and $C = \beta^2$ then one obtains the generators A, B, C of the group T , considered in [9]. Then the two commutativity relations above are equivalent to

$$[AB^{-1}, A^{-1}BA] = 1, \quad [AB^{-1}, A^{-2}BA^2] = 1.$$

The presentation of T in terms of the generators A, B, C consists of the two relations above with four more relations to be added:

$$\begin{aligned}C^3 &= 1, \quad C = BA^{-1}CB, \\ CA &= (A^{-1}CB)^2, \quad (A^{-1}CB)(A^{-1}BA) = B(A^{-2}CB^2).\end{aligned}$$

We proved in [15] that T^* is generated by two suitable lifts of the elements α and β of T , it is finitely presented and has solvable word problem.

1.3. Preliminaries on combings. We will follow below the terminology introduced by Bridson in [1], [4], [5], in particular we allow very general combings. We refer the reader to [12] for a thorough introduction to the subject.

Let G be a finitely generated group with a finite generating set S , such that S is closed with respect to the inverse, and $C(G, S)$ be the corresponding Cayley graph. This graph is endowed with the word metric in which the distance $d(g, g')$ between the vertices associated to the elements g and g' of G is the minimal length of a word in the generators S representing the element $g^{-1}g'$ of G .

A *combing* of the group G with generating set S is a map which associates to any element $g \in G$ a path σ_g in the Cayley graph associated to S from 1 to g .

In other words σ_g is a word in the free group generated by S that represents the element g in G . We can also represent $\sigma_g(t)$ as a combing path in $C(G, S)$ that joins the identity element to g , moving at each step to a neighboring vertex and which becomes eventually stationary at g . Denote by $|\sigma_g|$ the length of the path σ_g i.e. the smallest t for which $\sigma_g(t)$ becomes stationary.

Definition 1.4. The combing σ of the group G is *synchronously bounded* if it satisfies the synchronous fellow traveler property defined as follows. This means that there exists K such that the combing paths σ_g and $\sigma_{g'}$ of any two elements g, g' at distance $d(g, g') = 1$ are at most distance K far apart at each step, i.e.,

$$d(\sigma_g(t), \sigma_{g'}(t)) \leq K \quad \text{for any } t \in \mathbb{R}_+.$$

A group G having a synchronously bounded combing is called synchronously combable.

In particular, combings furnish normal forms for group elements. The existence of combings with special properties (like the fellow traveler property) has important consequences for the geometry of the group (see [1], [4]).

We will introduce also a slightly weaker condition (after Bridson and Gersten) as follows:

Definition 1.5. The combing σ of the group G is *asynchronously bounded* if it satisfies the asynchronous fellow traveler property below. This means that there exists K such that for any two elements g, g' at distance $d(g, g') = 1$ there exist ways to travel along the combing paths σ_g and $\sigma_{g'}$ at possibly different speeds so that corresponding points are at most distance K far apart. Thus, there exists continuous increasing functions $\varphi(t)$ and $\varphi'(t)$ going from zero to infinity such that

$$d(\sigma_g(\varphi(t)), \sigma_{g'}(\varphi'(t))) \leq K \quad \text{for any } t \in \mathbb{R}_+.$$

A group G having an asynchronously bounded combing is called asynchronously combable.

The asynchronously bounded combing σ has a *departure function* $D: \mathbb{R}_+ \rightarrow \mathbb{R}_+$ if, for all $r > 0$, $g \in G$ and $0 \leq s, t \leq |\sigma_g|$, the assumption $|s - t| > D(r)$ implies that $d(\sigma_g(s), \sigma_g(t)) > r$.

Remark 1.5. There are known examples of asynchronously combable groups with a departure function: asynchronously automatic groups (see [12]), the fundamental group of a Haken 3-manifold ([4]), or of a geometric 3-manifold ([5]), semi-direct products of \mathbb{Z}^n by \mathbb{Z} ([4]). Gersten ([18]) proved that such groups are of type FP_3 and announced that they should actually be FP_∞ . Recall that a group G is FP_n if there is a projective $\mathbb{Z}[G]$ -resolution of \mathbb{Z} which is finitely generated in dimensions

at most n (see [17], Chapter 8 for a thorough discussion on this topic). Notice that there exist asynchronously combable groups (with departure function) which are not asynchronously automatic, for instance the Sol and Nil geometry groups of closed 3-manifolds (see [3]); in particular, they are not automatic.

2. The Thompson group T is asynchronously combable

2.1. The Ptolemy groupoid and T . Our results from [15] came out from the interpretation of the group T , and its braided version T^\star , as mapping class groups of infinite surfaces. In this sequel we will bring forth another perspective, by turning back to Penner’s original approach ([33], [34]) of the Ptolemy groupoid acting on triangulations of surfaces. When the surface is the hyperbolic plane \mathbb{H}^2 Penner obtained what is now called the universal Ptolemy groupoid Pt . For any two objects of this groupoid there is a natural bijection between the sets of morphisms having them as the source objects. The identification of morphisms makes any two of them composable, thus turning the groupoid into a group. This way one recovers the Ptolemy–Thompson group T .

Let us recall a few definitions which will be needed in the sequel. More details can be found in [33], [34].

By an (ideal) *triangulation* of \mathbb{H}^2 one means a countable locally finite set of geodesics whose complementary regions are triangles. Its *vertices* are the asymptotes of the geodesics in the circle at infinity and its *edges* are the geodesics (also called ideal arcs).

Our favorite example is the Farey triangulation, defined as follows. Consider the *base* ideal triangle having vertices at $1, -1, \sqrt{-1} \in S_\infty^1$ in the unit disk model of \mathbb{H}^2 and let G be the group of isometries of \mathbb{H}^2 generated by the hyperbolic reflections in the sides of the triangle. The orbits of the sides of this triangle by the group G form the Farey triangulation τ_0 .

We will only consider those ideal triangulations of the hyperbolic plane \mathbb{H}^2 having vertices at the rational points of the boundary circle and coinciding with the Farey tessellation for all but finitely many triangles. These will be called Farey-type triangulations. Observe that we can realize any combinatorial type of triangulation of \mathbb{H}^2 by a Farey-type triangulation.

A triangulation τ is *marked* if one fixes a distinguished oriented edge (abbreviated d.o.e.) \vec{a} of it. The standard marking of the Farey triangulation τ_0 is the oriented edge \vec{a}_0 joining -1 to 1 .

We define next a *marked tessellation* of \mathbb{H}^2 to be an equivalence class of marked triangulations of \mathbb{H}^2 with respect to the action of the (direct) isometry group $\mathrm{PSL}(2, \mathbb{R})$. Since the action of $\mathrm{PSL}(2, \mathbb{R})$ is 3-transitive each tessellation can be uniquely represented by its associated *canonical marked triangulation* containing the basic ideal

triangle and whose d.o.e. is \vec{a}_0 . The marked tessellation is of Farey-type if its canonical marked triangulation has the same vertices as the Farey triangulation. Unless explicitly stated otherwise all tessellations considered in the sequel will be Farey-type tessellations. In particular, the ideal triangulations have the same vertices as τ_0 and coincide with τ_0 for all but finitely many ideal triangles.

Definition 2.1. The objects of the (*universal*) *Ptolemy groupoid* Pt are marked tessellations. The morphisms are ordered pair of marked triangulations (τ_1, \vec{a}_1) and (τ_2, \vec{a}_2) , up to a common $\mathrm{PSL}(2, \mathbb{R})$ transformation.

We consider now some particular elements of the Ptolemy groupoid, called flips. Let γ be an edge (i.e. an ideal arc) of the triangulation τ (unlabeled for the moment). Then γ is a diagonal of a unique quadrilateral $Q \subset \tau$. Let γ^* be the other diagonal of Q . The triangulation $(\tau - \{\gamma\}) \cup \{\gamma^*\}$, obtained from τ by removing γ and replacing it by γ^* is said to be the result of applying the flip on the edge γ . We denote by F_γ this flip. This definition extends to marked triangulations without modifications when γ is not the d.o.e., by keeping the same d.o.e. When γ is the d.o.e. we give the flipped triangulation the d.o.e. γ^* with the orientation which makes the frame $\{\gamma, \gamma^*\}$ (in this order) positively oriented.

It is proved in [33] that flips generate the Ptolemy groupoid i.e. any element of Pt is a composition of flips.

Further, there is a natural way to turn the Ptolemy groupoid into a group.

- Vertices of a (marked) triangulation are labeled by $\mathbb{Q} \cup \infty$ using the inductive Farey method:
 - start with $0/1$ and $1/0 = \infty$ associated to the startpoint and the endpoint of the d.o.e.;
 - then, in the upper plane, once two vertices are already labeled by $a/b, c/d \in \mathbb{Q}_+$ then the third vertex of the triangulation is labeled $(a + c)/(b + d)$;
 - in the lower plane use a symmetry.
- Edges of a marked triangulation inherit a canonical labeling by $\mathbb{Q} - \{-1, 1\}$: let f be an edge of τ , $v(f)$ be the vertex opposite to f in the triangle $\Delta \subset \tau$ containing the edge f , and which lies in that component of $\mathbb{H}^2 - e$ without the d.o.e.;

The correspondence between vertices and edges induces a bijective characteristic map $Q_\tau: \mathbb{Q} - \{-1, 1\} \rightarrow \tau$.

Notice also that there is a natural correspondence between a marked triangulation τ and the flip $F_\gamma(\tau)$ which sends γ to γ^* and is the identity for all other edges.

Remark that if (τ_1, \vec{a}_1) and (τ_2, \vec{a}_2) are marked tessellations then there exists a unique map f between their vertices sending triangles to triangles and preserving the d.o.e.'s. Then $f \circ Q_{\tau_1} = Q_{\tau_2}$.

The role played by Q_τ is to allow flips to be indexed by the rationals and not on edges of τ .

Definition 2.2. Let \mathcal{Tess} be the set of marked tessellations (of Farey-type). Define the action of the free monoid generated by $\mathbb{Q} - \{-1, 1\}$ on \mathcal{Tess} as follows:

$$q \cdot (\tau, \vec{a}) = Q_\tau(q)(\tau, \vec{a}) \quad \text{for } q \in \mathbb{Q} - \{-1, 1\}, (\tau, \vec{a}) \in \mathcal{Tess}.$$

We say that two elements of the free monoid are equivalent if the two actions on \mathcal{Tess} coincide. Then the induced composition law on equivalence classes is a monoid structure for which each element has an inverse. This makes it a group, which is called the Ptolemy group T (see [33] for more details).

In particular it makes sense to speak of flips in the present case and thus flips generate the Ptolemy group that we denote also PT , in order to emphasize that is the group of flips.

The notation T for the Ptolemy group is not misleading because this group is isomorphic to the Thompson group T and for this reason, we preferred to call it the Ptolemy–Thompson group.

Given two marked tessellations (τ_1, \vec{a}_1) and (τ_2, \vec{a}_2) the combinatorial isomorphism $f: \tau_1 \rightarrow \tau_2$ from above provides a map between the vertices of the triangulations, which are identified with $P^1(\mathbb{Q}) \subset S_\infty^1$. This map extends continuously to a homeomorphism of S_∞^1 , which is piecewise- $\text{PSL}(2, \mathbb{Z})$. This establishes an isomorphism between the Ptolemy group and the group of piecewise- $\text{PSL}(2, \mathbb{Z})$ homeomorphisms of the circle.

An explicit isomorphism with the group T in the form introduced above was provided by Lochak and Schneps (see [29]). The isomorphism sends α to the flip F_{a_0} of (τ_0, \vec{a}_0) and β to the element $((\tau_0, \vec{a}_0), (\tau_0, \vec{a}_1))$ of the Ptolemy group, where \vec{a}_1 is the oriented edge in the base triangle of the Farey triangulation τ_0 next to \vec{a}_0 .

Let us explain now some details concerning the identification of the Ptolemy groupoid appearing in Lochak–Schneps’ picture with that considered by the present authors (see also in [14], [28]). Lochak and Schneps defined two generators of PT , which are the two *local* moves below:

- The fundamental flip, which is the flip $F = F_e$ on the d.o.e. e .
- The rotation R which preserves the triangulation but moves the given d.o.e. e in the clockwise direction to the next edge (adjacent to e) of the triangle sitting on the left of the d.o.e. and containing the d.o.e. as an edge.

We wish to emphasize that these two moves are *local*. All other edges of the triangulation are kept pointwise fixed. It is not so difficult to show that the two local moves above generate the group PT , because an arbitrary flip can be obtained by conjugating the fundamental flip F by a composition of rotations R and orientation-reversals F^2 of the d.o.e.

There exists another way to look at the group PT , which makes the identification with T manifest. An element of PT is specified by a couple of two labeled triangulations (Δ, Δ') as above. We associate a homeomorphism of the closed disk $\overline{\mathbb{H}^2}$ obtained by compactifying the open disk model of the hyperbolic plane, which is subject to the following requirements:

- The homeomorphism is piecewise linear with respect to the triangulations Δ and Δ' . This means that it sends each triangle of Δ onto some triangle of Δ' by a transformation from $\text{PSL}(2, \mathbb{Z})$.
- The homeomorphism sends the d.o.e. of Δ onto the d.o.e. of Δ' with the corresponding orientation.

The homeomorphism is then uniquely determined by the two conditions above and it is an element of $\text{PPSL}(2, \mathbb{Z})$. It is also determined by its restriction to the boundary, when $\text{PPSL}(2, \mathbb{Z})$ is viewed as a subgroup of $\text{Homeo}_+(S^1)$. Denote by $\Phi: \text{PPSL}(2, \mathbb{Z}) \rightarrow PT$ the inverse correspondence. Recall that $\text{PPSL}(2, \mathbb{Z})$ is isomorphic to the group T . For instance we identify a mapping class defined by an element x of T from the previous section with the element of $\text{PPSL}(2, \mathbb{Z})$ that has the same action as x on the triangulation of H^2 in which boundary circles of D are crushed onto the vertices of the Farey triangulation. Using this identification between T and $\text{PPSL}(2, \mathbb{Z})$ we can state:

Lemma 2.1. *The map Φ is the unique anti-isomorphism between T and PT determined by the formulas*

$$\Phi(\alpha) = F, \quad \Phi(\beta) = R$$

where α, β are the generators of T from the previous section.

Proof. The local moves can act far way by means of conjugacies. One associates to the local move x the element $\Phi(x) \in T$. If we want to compute the action of $\Phi(\gamma \cdot x)$ we compute first the action of $\Phi(x)$ and then we have to act by some transformation Λ which has the same effect as $\Phi(\gamma)$ had on the initial triangulation. But the triangulation has been changed by means of $\Phi(x)$. This means that the transformation Λ is therefore equal to $\Phi(x)\Phi(\gamma)\Phi(x^{-1})$. This implies that $\Phi(\gamma \cdot x) = \Phi(x)\Phi(\gamma)\Phi(x^{-1})\Phi(x) = \Phi(x)\Phi(\gamma)$. \square

Remark 2.2. This correspondence will be essential below. It enables us to express arbitrary flips on a triangulation in terms of the local moves F and R . Since the moves are local, small words will lead to small differences in the triangulations. Eventually, we can translate (by means of the canonical anti-isomorphism which reverse the order of letters in a word) any word in the generators R and F into an element of the group T , viewed as a word in the standard generators α and β . It is more difficult to understand the properties of a combing in terms of the action of α and β on triangulations since

the action is not local, and thus a short word might have a quite large effect on the combinatorics of the triangulation.

2.2. Mosher’s normal form for elements of T on infinitely many flips. Mosher proved that mapping class groups of finite surfaces are automatic ([31]). One might expect then that mapping class groups of *infinite surfaces* share also some properties closed to the automaticity, but suitably weakened by the infiniteness assumption.

The aim of this section is to define a first natural combing for T derived from Mosher’s normal form. Unfortunately, this combing is unbounded. We will show next that it can be modified so that the new combing is asynchronously bounded.

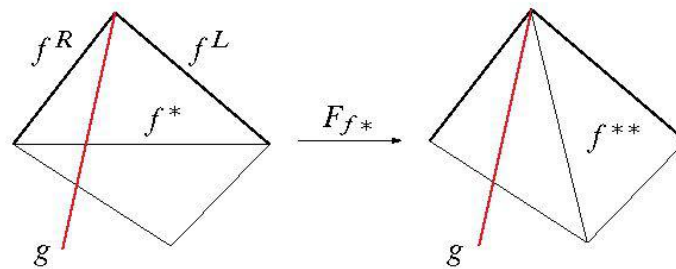
Mosher’s proof of automaticity consists of embedding the mapping class group in the corresponding Ptolemy groupoid and derive normal forms (leading to combings) for the latter. The way to derive normal forms is however valid for all kind of surfaces, without restriction of their – possibly infinite – topology. The alphabet used by the automatic structure is based on the set of combinatorial types of flips. The only point where the finiteness was used by Mosher is when one observes that the number of different combinatorial flips on a triangulated surface (with fixed number of vertices) is finite, provided that the surface is finite. Thus, the same proof does not apply to the case of T , since there are infinitely many combinatorially distinct flips. Nevertheless, we already remarked that we can express an arbitrary flip on the infinite triangulation as a composition of the two elements F and R . This observation will enable us to *rewrite* the Mosher combing in the Ptolemy group (which uses all flips as generators) as a new combing which uses only the two generators F and R . We will call it the *Mosher-type combing* of T . Recall that this is equivalent to having a combing in our favorite generators α and β .

Let us recall the normal forms for elements of T , in terms of flips. Choose a base triangulation τ_B , fixed once for all, for instance the Farey triangulation. Choose a total ordering on the edges of the triangulation τ_B , say e_1, e_2, e_3, \dots , so that $e_1 = e$ is the d.o.e., and choose an arbitrary orientation on each edge. The combing might depend on the particular choice we made. Given an element $\zeta \in PT$ we represent it as the couple of labeled triangulations (τ_B, τ) . These two triangulations are identical outside some finite polygon, on which the restriction of the two triangulations are different. The minimal connected polygon with this property is called the support of ζ . Let us denote by τ_B^f and τ^f the restrictions of the two triangulations to the finite polygon. Then τ^f is obtained from τ_B^f by removing several disjoint edges, say $g_1 = e_{j_1} < g_2 = e_{j_2} < \dots < g_k = e_{j_k}$, from τ_B and replacing them by another k disjoint ideal arcs (which do not belong to τ_B) having the same set of endpoints.

As it is well known any two triangulations of a polygon could be obtained one from another by means of several flips. Moreover, if the polygon had n vertices and thus it is partitioned into $(n - 2)$ triangles then the minimal number of flips needed to transform one triangulation into another one is $2n - 10$, and this estimation is sharp

for large n , as it was proved by Sleator, Tarjan and Thurston (see [36]). Notice that in our case the size of the polygon is not *a priori* bounded since there exist elements of T for which the support might be arbitrarily large.

Further we construct a series of flips followed by a relabeling move, the sequence being uniquely determined by the given element (τ_B, τ) . The edges g_1, g_2, \dots, g_k are called the uncombed edges (in this order). Consider the first one, namely g_1 . We define a *prong* of a triangulation to be a germ of the angle determined by two edges of the triangulation which are incident, thus having a common vertex. We say that an oriented ideal arc g belongs to some prong of the triangulation τ^f if the start point of g is the vertex of the prong and g is locally contained in the prong.



Start with $g = g_1$ and recall that g has been given an orientation. Pick up the unique prong of τ^f to which g belongs. This prong is determined by the two edges f^L and f^R , sitting on the left and respectively on the right of g . Therefore there exists another edge – say f^* – of τ^f joining the two endpoints of f^L and f^R , other than the vertex of the prong and forming a triangle T_1 with the prong edges. Further there exists another triangle T_1^* of τ^f which shares the edge f^* with T_1 , but whose interior is disjoint from T_1 , and thus it lies in the opposite half-plane determined by f^* . It is clear that g intersects f^* in one point.

The first step in combing is to use the flip on the edge f^* , which replaces f^* by the other diagonal f^{**} in the quadrilateral $T_1 \cup T_1^*$. If g was precisely the diagonal f^{**} of $T_1 \cup T_1^*$ then we succeeded in combing it, since it will belong to the new triangulation τ_1 , obtained by flipping. We will restart our procedure for $g = g_2$ and so on. Otherwise, it means that g is still uncombed in the new triangulation. The former prong determined by the arcs f^L and f^R is now split into the union of two prongs because we added one more arc, namely f^{**} which shares the same vertex. Then g will belong to precisely one of the two new prongs, either to that determined by f^L and f^{**} , or to that determined by f^R and f^{**} . We change the notations for the arcs of the new prong to which g belongs so that the edge of the left is f_2^L and the edge of the right is f_2^R . Then we restart the algorithm used above for $f_1 = f$. Namely, consider the triangle T_2 determined by the two edges f_2^L and f_2^R and the edge f_2^* connecting their endpoints, and next the opposite triangle T_2^* . Use the flip on the edge f_2^* , and continue this way.

The lemma *Combing terminates* Section 2.5 of [31] tells us that after finitely many steps we obtain a triangulation for which g_1 is combed. We continue then by using

the same procedure in combing g_2 and then g_3 and so on, until all g_j (for $j \leq k$) are combed. At the end we need to relabel the d.o.e. in order to bring it to the d.o.e. of τ_B . The sequence of flips and corresponding triangulations $\tau \rightarrow \tau_1 \rightarrow \tau_2 \rightarrow \cdots \rightarrow \tau_N \rightarrow \tau_B \rightarrow \tau_B$ (the last move being a relabelling) is called the Mosher normal form of the element ζ of T .

As already mentioned before this normal form is not convenient for us as it states, since there are infinitely many distinct combinatorial flips. We can overcome this difficulty by translating in the simplest possible way Mosher's normal form into a word in F and R . In this case the flip F cannot be applied but on the d.o.e. We assume that the d.o.e. e_τ of τ belongs to the polygon associated to τ_f and the same for τ_B . This can be realized by enlarging the size of the support.

In order to apply a flip to the triangulation τ_f we notice that we have first to move the d.o.e. from its initial position onto the edge which we want to be flipped. Let us assume for the moment that it is always possible to do this in a canonical way. Let τ be an arbitrary unlabeled triangulation (finite or not) and e, f two oriented edges. We define the *transfer* $T_{e,f}(\tau)$ as being the (unique) element of T which sends the labeled triangulation (τ, e) into the labeled triangulation (τ, f) .

The normal form obtained above for ζ can be read now in the following way:

- (1) Locate the first edge to be flipped, namely f_1^* , of τ^f . Use the transfer $T_{e_\tau, f_1^*}(\tau^f)$ in order to move the d.o.e. from e_τ to f_1^* .
- (2) Use the flip F , which will be located at f_1^* and thus it will act exactly as the flip considered in the Mosher normal form.
- (3) The new d.o.e. is the image $F(f_1^*)$ of the former d.o.e. with the d.o.e. orientation induced by the flip. Locate the new edge to be flipped, say f_2^* . Use the transfer $T_{f_1^*, f_2^*}(F_{f_1^*}(\tau^f))$.
- (4) Continue until all uncombed edges are combed.
- (5) If all edges were combed, then in order to bring the d.o.e. at its right place eventually use the transfer $T_{f_N^*, e}(F_{f_N^*}(\cdots (F_{f_1^*}(\tau^f)) \cdots))$.

2.3. Writing Mosher's normal form as two-generator words. We will explain now how any transfer can be written *canonically* as a word in the two letters F and R , corresponding to the respective generators of T . This procedure will be called then the *translation* of Mosher's normal form. In fact, the transfer moves preserve the combinatorics of the triangulation, and thus they can be identified (by means of the anti-isomorphism Φ^{-1} encountered above) with automorphisms of the dual tree. Using this identification each transfer $T_{e,f}(\tau)$ corresponds to the element of the modular group $\text{PSL}(2, \mathbb{Z})$ whose action on the binary tree sends the edge dual to e to the edge dual to f . Now, it is well known that $\text{PSL}(2, \mathbb{Z})$ has an automatic structure and thus any element can be given a normal form in the standard generators. However, one can do this in an explicit elementary way. In fact the subgroup $\text{PSL}(2, \mathbb{Z})$ of T

is actually the (sub)group generated by the elements α^2 and β . Furthermore, since we have $\mathrm{PSL}(2, \mathbb{Z}) = \mathbb{Z}/2\mathbb{Z} * \mathbb{Z}/3\mathbb{Z}$, it follows that any element of $\mathrm{PSL}(2, \mathbb{Z})$ can be uniquely written as a word

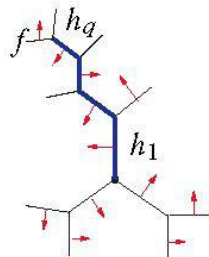
$$\beta^{\epsilon_0} \alpha^2 \beta^{\epsilon_1} \alpha^2 \dots \alpha^2 \beta^{\epsilon_{m+1}}$$

where $\epsilon_0, \epsilon_{m+1} \in \{0, 1, 2\}$, and $\epsilon_1, \epsilon_2, \dots, \epsilon_m \in \{1, 2\}$.

Moreover, the factors ϵ_j can be effectively computed. There exists a completely analogous description in terms of the triangulations and the moves F^2 and R . We will explain this in the dual setting (since anyway the final result can be easily recorded as a word in α and β). The ideal arcs e and f correspond to the edges of the dual binary tree $\mathrm{Tree}(\tau)$ of the triangulation τ . Recall that all edges of τ have been given an orientation. This induces a co-orientation of the edges of $\mathrm{Tree}(\tau)$, namely a unit vector orthogonal to each edge of $\mathrm{Tree}(\tau)$. One might choose a natural co-orientation for $\mathrm{Tree}(\tau)$ by asking it to turn clockwise in the standard planar embedding of the binary tree, in which case the formulas are simpler. However, it would be preferable to do the computations in the general situation. Moreover, $\mathrm{Tree}(\tau)$ is a rooted tree, whose root is the vertex of $\mathrm{Tree}(\tau)$ sitting in the right of the edge dual to the d.o.e. $e_\tau = e$. In order to fix it we used the co-orientation. Moreover, for any edge g of the tree and chosen vertex v of g it makes sense to speak about the two other edges incident to g at v , which are: one at the left of g and the other one at the right of g . This follows from the natural circular order around each vertex inherited from the embedding of the dual tree in the plane. If e and f are – not necessarily distinct – edges incident at some vertex, we set:

$$\epsilon(e, f) = \begin{cases} 0 & \text{if } e = f, \\ 1 & \text{if } f \text{ is on the left of } e, \\ 2 & \text{otherwise.} \end{cases}$$

Furthermore, if we identify α^2 and β with elements of $\mathrm{PSL}(2, \mathbb{Z})$ which act as planar tree automorphisms, it makes sense to look at the image of the co-orientation of an edge e by means of the element $\xi \in \mathrm{PSL}(2, \mathbb{Z})$. For instance α^2 reverts the orientation of the d.o.e.



Let then $\gamma = (h_1, h_2, \dots, h_q)$ be the unique geodesic in $\mathrm{Tree}(\tau)$ which joins the root (which is an endpoint of e) to f . It might happen that either $h_1 = e$ or $h_1 \neq e$,

but in any case we have always $h_q \neq f$. We claim now that

$$\Phi^{-1}(T_{e,f}(\tau)) = \beta^{\epsilon_0} \alpha^2 \beta^{\epsilon_1} \alpha^2 \dots \beta^{\epsilon_q} \alpha^{2\delta}$$

where

$$\epsilon_0 = \epsilon(e, h_1), \epsilon_1 = \epsilon(h_1, h_2), \dots, \epsilon_q = \epsilon(h_q, f)$$

and

$$\delta = \begin{cases} 0 & \text{if } f \text{ has the co-orientation induced from } e, \\ 1 & \text{otherwise.} \end{cases}$$

Remark that the intermediary co-orientations of h_j do not influence the normal form.

Remark 2.3. If the triangulated subpolygon of the Farey triangulation is connected then it is actually a convex polygon in the plane. In particular, if e, f are edges of some of its triangulations and h_j are edges dual to a geodesic joining the two dual edges, then all h_j are contained in the respective subpolygon. Thus, in the process of combing uncombed edges we can realize all flips and transfers within the given, fixed polygon.

Definition 2.3. The Mosher-type combing (or normal form) for elements of T is defined as follows. For each $\zeta = (\tau_B, \tau) \in T$ we choose the restricted triangulations τ_B^f, τ^f so that the associated polygon is the smallest connected polygon containing all uncombed arcs of τ and both d.o.e.'s. Notice that this is uniquely determined. The normal form of $\zeta \in T$ is then the sequence

$$\sigma_\zeta^M = [T_{e_\tau, f_1^*}(\tau^f), F, T_{f_1^*, f_2^*}(F_{f_1^*}(\tau)), F, \dots, F, T_{f_N^*, e}(F_{f_N^*}(\dots(F_{f_1^*}(\tau^f))\dots))]$$

in which each transfer is translated as a canonical word in R and F . We might eventually use Φ in order to uncover the word in α and β .

Recall that Mosher's combing of the mapping class group is asynchronously bounded in the case when the surface is finite. This follows from the fact that, given two elements $\zeta, \tilde{\zeta}$ at distance one in the Cayley graph of the respective Ptolemy groupoid, then one can write

$$\sigma_\zeta^M = w_0 z_1 w_1 z_2 w_2 \dots z_p w_p, \quad \sigma_{\tilde{\zeta}}^M = \tilde{w}_0 z_1 \tilde{w}_1 z_2 \tilde{w}_2 \dots z_p \tilde{w}_p$$

where z_i, w_i are words in the generators, such that:

- (1) First, the size of the subwords on which the combings do not agree are uniformly bounded:

$$|w_i|, |\tilde{w}_i| \leq K \quad \text{for all } i \leq p.$$

- (2) Second, for all m , the distance between the corresponding *prefix elements* which are represented by the prefix words $\sigma_\xi^M(m) = w_0 z_1 w_1 z_2 w_2 \dots z_m$ and $\sigma_{\tilde{\xi}}^M(m) = \tilde{w}_0 z_1 \tilde{w}_1 z_2 \tilde{w}_2 \dots z_m$ is *uniformly bounded*, when these elements are considered in the Cayley graph of the Ptolemy groupoid. Actually, the two prefix elements are always at distance one, because they differ by precisely one flip.

Let us analyze what happens in the infinite case, when the Ptolemy group is T . We rewrite the combing in the two-generator free group and thus we have to rewrite also the flip relating the two prefix elements above. Since there are flips which are arbitrarily far away, we will need arbitrary long words in R and F , and thus the Mosher-type combing is not asynchronously bounded. Notice however, that the first part of the assertion above is still true in this case. This follows from the fact that $\zeta, \tilde{\zeta}$ are at distance one in the two-generator Cayley graph if they differ by a fundamental flip or by a rotation move R . In the second case the combing paths are the same except for the first few moves which realize the first transfer.

2.4. Modifying the Mosher-type combing in order to get asynchronous boundedness. We turn back to the original description of the Mosher combing of T in terms of the infinitely many flips of the triangulation. Any element $\zeta = (\tau_B, \tau)$ of T was brought to its normal form

$$F_{e_1}, F_{e_2}, \dots, F_{e_N}, P$$

where F_{e_i} are flips and P is the last relabelling move. We will first define the new combing – denoted σ – in the usual generators R and F for each flip F_e and then concatenate the combings according to the pattern of the Mosher normal form above. Recall that the Mosher-type combing defined above for the flip F_f was the simplest possible (actually geodesic): we used the transfer of the d.o.e. e to f , further the fundamental flip F , and then we transferred the d.o.e. $F(f)$ back to its initial position e . This time we will be more careful about the way we will achieve the flip F_f .

Consider the element $\tilde{\zeta}$ of T at distance 1 from ζ . Let us assume that $\tilde{\zeta} = F\zeta$. Then $\tilde{\zeta} = (\tau_B, \tilde{\tau})$, where $\tilde{\tau} = F\tau$ is the triangulation with the d.o.e. $F(e) = e^*$.

The failure of the boundedness for the Mosher-type combing above is a consequence of the fact that the distance between $T_{e,f}(\tau)$ and $T_{e^*,f}(\tilde{\tau})$ grows linearly with the distance $d(e, f)$ between the edges e and f .

We want to define a path $P(\tau, F_f(\tau))$ joining τ to $F_f(\tau)$ such that the asynchronous distance between the paths $P(\tau, F_f(\tau))$ and $P(\tilde{\tau}, F_f(\tilde{\tau}))$ is uniformly bounded, independently on the position of f .

Let us denote by Q_f the quadrilateral determined by the edge f , which has f and f^* as diagonals. We have two distinct cases to analyze: either f is disjoint from Q_e or f belongs to Q_e .

(1) Assume that f is disjoint from $Q = Q_e$. Consider the chain of triangles joining e to f , which is dual of the geodesic joining e to f in the dual tree. Denote their union by $Z(e, f) \subset \tau$.

Lemma 2.4. *There exists a sequence of labeled triangulations τ_n with d.o.e. e_n and a sequence of polygons $Z_n \subset Z(e, f)$ such that the following holds:*

- (1) *For all n we have $e_n, e_{n+1} \in Z_n$.*
- (2) *We have $Q \subset Z_n$ for all n .*
- (3) *The number of vertices of Z_n is uniformly bounded by K . We will see that $K = 7$ suffices.*
- (4) *For n large enough $Z_n = Q \cup W_n$, where W_n and Q_f have a common edge.*

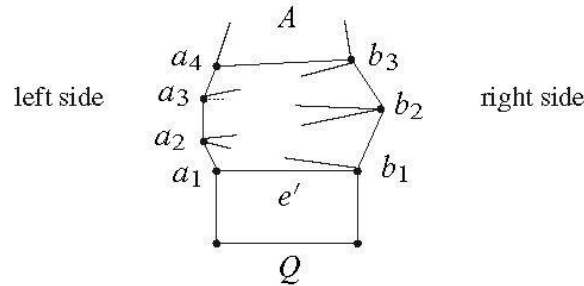
Proof. Consider thus the triangulated polygon $A = Z(e, f) - Q \cup Q_f$, which can be seen as a chain of triangles joining the edges $e' \in Q$ (adjacent to e) and $f' \in Q_f$ (adjacent to f). This chain of triangles is dual to a geodesic in the binary dual tree and thus it contains the minimal number of possible triangles. This polygon is embedded in the plane and it makes sense to speak about the left vertex a_1 of e' and the right vertex b_1 of e' . If we start traveling in the clockwise direction along the boundary of A and starting at a_1 then we will encounter, in this order, the vertices a_2, \dots, a_s , the last one being a vertex of f' . Further if we travel in the counterclockwise direction from b_1 we will encounter the vertices b_2, b_3, \dots, b_t , the last point being the other vertex of f' . If $s, t \leq 2$ then there is nothing to prove. Assume that $t \geq 3$, the other case being symmetric. Consider the points b_1, b_2, b_3 and the smallest triangulated subpolygon $B \subset A$ containing these three vertices. It is understood that the triangulation of B is the restriction of that from A and the adjective smallest means that it contains the minimum number of triangles. Notice that edges of the triangulation of A cannot join two vertices on the same side, since otherwise the subpolygon they would determine (part of the boundary and this edge) could be removed from A , thus contradicting the minimality of the chain A .

Assume that B has the vertices a_1, a_2, \dots, a_m from the left side and b_1, b_2, b_3 from the right side.

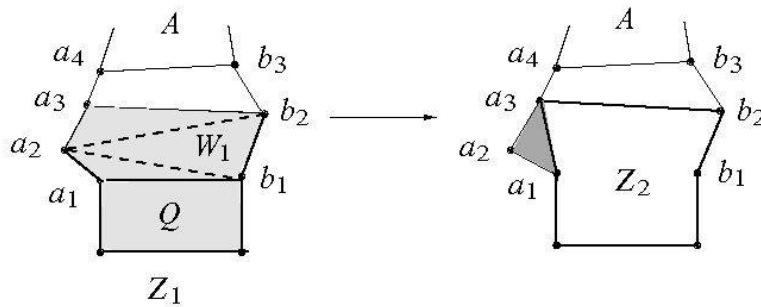
If $m \geq 3$ then there exists a subpolygon W_1 containing $a_1 b_1$ of height at most 3. This means a subpolygon containing three consecutive points on the same side, say b_1, b_2, b_3 , and at most two vertices consecutive vertices on the other side say a_1, a_2 . If $m \leq 2$ this is obvious. Suppose now that $m \geq 3$.

Since B has $m + 3$ vertices one needs m diagonals in order to triangulate B . Let us denote by m_j the number of diagonals having b_j as endpoint. We have then $m_1 + m_2 + m_3 = m$. If $m_1 \geq 2$ then the diagonals exiting b_1 should arrive at a_2, a_3 and thus the quadrilateral $a_1 a_2 a_3 b_1$ has the claimed property. Suppose $m_1 = 1$; if $m_2 = 1$ then the diagonals are $a_2 b_1, a_2 b_2, a_3 b_2$ and the subpolygon is $a_1 a_2 a_3 b_2 b_1$. If

$m_2 = 1$ then $m_3 \geq 1$ and thus there exists the diagonal a_2b_3 and thus the subpolygon $a_1a_2b_3b_2b_1$ verifies the claim.



Consider next the polygon $Z_1 = Q \cup W_1$. Remark that Z_1 has at most 7 vertices. We can use flips and transfers inside Z_1 (notice that the d.o.e. lays within $Q \subset Z_1$) in order to change the triangulation so that the three consecutive points on one side of W_1 form now a triangle. We suppose that the d.o.e. is brought back into its position.



Denote by τ_2 the new triangulation. The chain of triangles $Z_2(e, f)$ which joins e to f within τ_2 has one triangle less, because we can exclude the triangle $b_1b_2b_3$; actually one of the paths a_1, a_2, \dots, a_s or b_1, b_2, \dots, b_s becomes one unit shorter.

Continue the same procedure with the polygon $A_2 = Z_2(e, f) - Q \cup Q_f$, and define inductively the polygons W_2 , $Z_2 = Q \cup W_2$ and so on, until we obtain a polygon W_N that contains both a_1b_1 and a_sb_t . This proves the claim. \square

Let us define now the combing of the flip F_f , as follows. Lemma 2.4 shows that there exist the subpolygons Z_n constructed as above so that eventually $Z_n = Q \cup W_n$ where W_n and Q_f have a common edge. We will use the sequence Z_j in order to join the d.o.e. e to f . However instead of going straight away from e to f along the shortest path we will consider the sequence τ_n of triangulations that makes eventually the edges e and f to become close to each other. At each step, we consider only those flips or rotations which can be realized inside the respective Z_j and that changes τ_j into τ_{j+1} . Finally we obtain a triangulation containing Z_n . We will say that we modified the triangulation in order to make the transfer $T_{e,f}$ short. Now, the polygon $Z_n \cup Q_f$ contains both Q and Q_f and has at most 9 vertices. Therefore we can realize the flip F_f within $Z_n \cup Q_f$, by using the transfer $T_{e,f}$ within the 9-vertices

polygon, followed by the fundamental flip F and then by the inverse transfer $T_{e,f}^{-1}$. The effect on the triangulation was precisely that of F_f .

Next, after the flip F_f was performed, we use the the same procedure by means of the subpolygons Z_n and the inverse sequence of associated triangulations in order to move backwards through triangulations and finally reconstruct the original triangulation within the polygon $Z(e, f)$, without touching anymore to Q_f . Eventually, we obtain a triangulation corresponding to $F_f \tau$.

Definition 2.4. The path $P(\tau, F_f \tau)$ consisting of transformations (flips and rotations) between triangulations that join τ to $F_f \tau$ is the combing σ_{F_f} of F_f .

Remark 2.5. There is some freedom in choosing the way to transform the triangulations within each Z_n . However, this does not influence the boundedness properties of the combing. We can easily find canonical representatives, since there are finitely many choices.

Lemma 2.6. Assume that $\tilde{\tau} = F\tau$ differ by a flip F and f is an edge disjoint from Q . Then the combing paths $P(\tau, F_f \tau)$ and $P(\tilde{\tau}, F_f(\tilde{\tau}))$ stay at bounded asynchronous distance in the standard two generators Cayley graph of T .

Proof. We have the sequences Z_n, \tilde{Z}_n as above. Then $Q_{e^*} = Q_e = Q$, and thus $Z_n \cap \tilde{Z}_n \supset Q$ for all n . Further, for n large enough we have $W_n = \tilde{W}_n$ is a pentagon containing both an edge of Q and an edge of Q_f .

Now, for any n the polygon $Z_n \cup \tilde{Z}_n$ is connected and has at most 8 vertices, since both lay in the same half space determined by the common edge e' and thus have one more common vertex. This means that one can pass from (τ_n, e_n) to $(\tilde{\tau}_n, \tilde{e}_n)$ by using only flips and transfers taking place in the finite polygon $Z_n \cup \tilde{Z}_n$ and thus they are at bounded distance. For instance their distance is smaller than the diameter of the graph of transformations of a 8-vertices polygon (using F and R) which is smaller than 30. \square

(2) The second case to be considered is when f is a nearby edge, namely an edge of Q .

Definition 2.5. If $f \in Q$ then σ_{F_f} is the Mosher-type combing of F_f in the two-generators, i.e. $\sigma_{F_f}^M$.

We are able now to define the combing of a general element of T . Let us consider $\zeta \in T$, which is written in Mosher's normal form in terms of arbitrary flips as a sequence $F_{f_1}, F_{f_2}, \dots, F_{f_N}$ followed by a relabelling move P bringing the d.o.e. at its place.

We consider that the d.o.e. is at position e and we replace each flip F_{f_j} in the sequence above by its combing $P(\tau_j, F_{f_j} \tau_j)$, where $\tau_{j+1} = F_{f_j} \tau_j$. The d.o.e. remains at the same place e , except when $f_j = e$ in which case is transformed accordingly. At the end we obtain the triangulation τ_B with some place for the d.o.e. which is then transferred by means of the Mosher-type combing of the transfer onto its standard location.

2.5. The combing of T is asynchronously bounded. The proof follows now the same lines as Mosher's proof. Consider ζ and $\tilde{\zeta}$ two elements at distance one. We have either $\tilde{\zeta} = F\zeta$ or $\tilde{\zeta} = R\zeta$.

Proposition 2.7. *The combing defined above for T is asynchronously bounded, and we can take the constant $K = 30$.*

Proof. We have either $\tilde{\zeta} = F\zeta$ or $\tilde{\zeta} = R\zeta$. It suffices to analyze the first case, the second case being simpler and resulting by the same argument. Let us consider the Mosher normal forms

$$F_{f_1}, F_{f_2}, \dots, F_{f_n}, P \quad \text{and, respectively,} \quad \tilde{F}_{f_1}, \tilde{F}_{f_2}, \dots, \tilde{F}_{f_n}, \tilde{P}.$$

From [31], Section 2.5, this combing is asynchronously bounded if we consider all flips as generators, and moreover the combing sequences F_{f_j} and \tilde{F}_{f_j} coincide at those positions corresponding to flips outside the quadrilateral Q . Notice that our F is located at the d.o.e. while [31] deals with the general case of the flip which can be outside the d.o.e. Therefore the idea of the proof is very simple: the points in the Mosher combing corresponding to the flips which are located at edges of Q are at bounded distance from each other; this distance is measured by composing a few flips, which are themselves flips on edges uniformly closer to the d.o.e. Thus after transforming them into paths in the two generator Cayley graph these points will be only a bounded amount apart. The points corresponding to flips on edges which are far from the d.o.e. could be very far away in the Mosher-type combing, but these points come from identical sequences of flips and each flip has been combed now using the paths $P(\tau, F_f \tau)$. Lemma 2.4 shows that these points will remain also a finite amount apart. Eventually, we have to see what happens when using the relabelling moves P, \tilde{P} . It suffices to observe that the d.o.e. of τ will remain always closed-by to the d.o.e. of $\tilde{\tau}$, and actually in the same quadrilateral. This means that the last transfer of d.o.e. leads to two normal forms which are very closed to each other. This will prove the claim.

It suffices thus to see what happens with Mosher-type combing when we meet nearby edges to be flipped.

Let f_1^* be the first edge to be flipped and $e = e_\tau$ be the d.o.e. We have to compare $T_{e, f_1^*}(\tau^f)$ and $T_{\beta(e), f_1^*}(\tau^f)$. An alternative way is to look at the dual tree. Recall

that ideal arcs of the triangulation yield edges of the dual tree. We have to compare the two geodesics γ and $\tilde{\gamma}$ which join the left endpoints of the edges e and respectively $\beta(e)$ to some endpoint of f_1^* . But the left endpoints of e and $\beta(e)$ coincide and thus $\gamma = \tilde{\gamma}$. Thus the transfer are given by identical words except possibly for the first three letters.

The next case is when $\tilde{\zeta} = \alpha\zeta$. Then the differences between the normal forms can propagate to all other transfers and not just to the first one. Another difficulty is that the dual trees are different. We set $\mathcal{T} = \text{Tree}(\tau)$ and \mathcal{T}_t for the dual tree after t steps. We define a *step* to be the action of a block of several consecutive letters of the normal form. The precise control on the size of blocks will be given below. We set also $\tilde{\mathcal{T}} = \text{Tree}(\alpha\tau)$ and then $\tilde{\mathcal{T}}_t$ for the dual tree after t steps. The steps in the two cases are not necessary correlated. Instead, we would rather want a certain correlation between the trees \mathcal{T}_t and $\tilde{\mathcal{T}}_t$, for any t .

The trees \mathcal{T} and $\tilde{\mathcal{T}}$ are identical except for the image of the support Σ of the move α , which is made of the edge e and its four adjacent edges. We have $\tilde{\mathcal{T}} = \mathcal{T} - \Sigma \cup \alpha\Sigma$, where Σ is replaced by its image by α (i.e. a rotation of angle $\frac{\pi}{2}$). We would like to define the steps in such a way that any moment t we have $\tilde{\mathcal{T}}_t = \mathcal{T}_t - \Sigma_t \cup \alpha\Sigma_t$, where Σ_t is combinatorially isomorphic to Σ . We call Σ_t the singular locus at step t and denote $\tilde{\Sigma}_t = \alpha\Sigma_t$. Moreover we have a natural combinatorial isomorphism between the two trees, outside their respective singular loci. Let e_t denotes the central edge of Σ_t and \tilde{e}_t for $\tilde{\Sigma}_t$.

In order to get control on the differences between the normal forms in the two cases we have to understand what happens if we have to use transfers or flips which touch the singular locus. In fact, any transfer between two edges lying in the same connected component of $\mathcal{T}_t - \Sigma_t$ has a counterpart as a transfer in $\tilde{\mathcal{T}}_t - \tilde{\Sigma}_t$ given by the same word.

As we saw previously the transfer between two edges is determined by the geodesic joining the two edges. We have then to understand what happens when such a geodesic penetrates in the singular locus. We have also to consider the case when we encounter a flip on an edge from the singular locus. There are a few cases to consider:

(1) *If the geodesic enters and exit the singular locus.* Let $\gamma = (h_1, h_2, \dots, h_q)$, and respectively $\tilde{\gamma} = (\tilde{h}_1, \tilde{h}_2, \dots, \tilde{h}_q)$ be the two corresponding geodesics which join two edges f and g which are corresponding to each other and both lay outside the singular locus. It follows that $\gamma - \gamma \cap \Sigma_t = \tilde{\gamma} - \tilde{\gamma} \cap \tilde{\Sigma}_t$ and the only differences can be seen at the level of the singular loci. According to the formula for the transfer we can write then

$$T_{f,g}(\tau_t^f) = z_1 w_1 z_2, \quad T_{f,g}(\tilde{\tau}_t^f) = z_1 \tilde{w}_1 z_2$$

where the words w_1, \tilde{w}_1 record the transformations needed to transfer one edge to

another within the singular locus. The longest such word is $\alpha^2\beta\alpha^2\beta^2\alpha^2$ and thus $|w_1|, |\tilde{w}_1| \leq 9$.

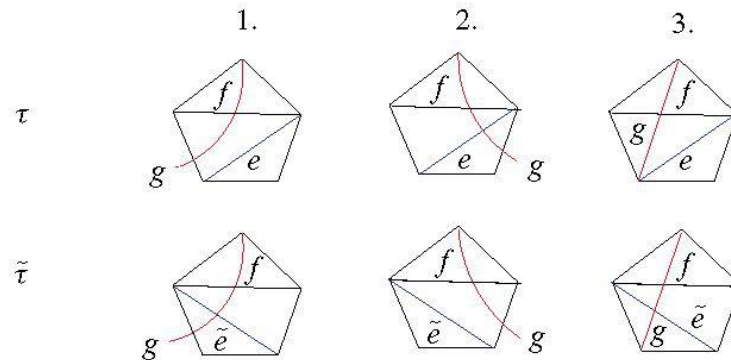
(2) *If the geodesic enters the singular locus and does not exit, or a geodesic starts from the singular locus and exits.* This means that we have a transfer from an edge outside the singular locus to an edge of the singular locus.

If this transfer is the final operation and the normal form is achieved for ζ , then the normal form of $\tilde{\zeta}$ is obtained by flipping the edge \tilde{e}_t .

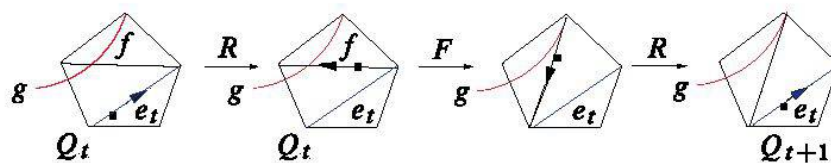
Otherwise we did not reach yet the normal form in neither of the two configurations. Thus the transfer is followed by a flip on some edge in the singular locus. We have two subcases:

- (a) *The flip acts on some edge f of the singular locus incident but different from to e_t in τ^f and different from \tilde{e}_t in $\tilde{\tau}^f$.* Recall that we flip an edge in order to comb an uncombed ideal arc g which belongs to one of the two prongs determined by that edge. However, the ideal arc g to be combed should belong to the prong opposite to the edge e_t . In fact, if g belonged to the prong containing e_t then g would intersect (in the other picture, that of $\tilde{\tau}^f$) first the edge \tilde{e}_t . Thus the first flip in the process of combing g would be the flip on the edge \tilde{e}_t , contradicting our assumptions.

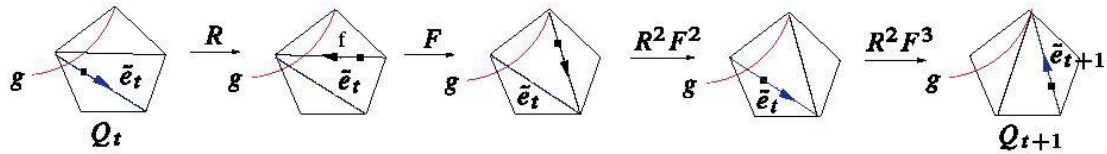
The possible situations are drawn below. We use now (for a better intuition) the picture on the triangulation rather than on the dual.



Let us analyze the first case, the third one being symmetric. The normal form reduction of τ^f takes the following form and then it continues by combing the ideal arc g along the edge h . The d.o.e. is marked by a little square. We set further $e_{t+1} = e_t$ and $\Sigma_{t+1} = \Sigma_t$.



On the other hand the normal form reduction for $\tau^{\tilde{f}}$ takes the form below and then continues by combing the arc g along the edge h :



Here one used the fundamental flip $F_{\tilde{e}_t}$ and this way the singular locus has been changed. Denote by $\widetilde{e_{t+1}}$ the other edge in the pentagon as in the figure above and set $\widetilde{\Sigma_{t+1}}$ for the quadrilateral with diagonal $\widetilde{e_{t+1}}$. It is obvious that Σ_{t+1} and $\widetilde{\Sigma_{t+1}}$ correspond to each other by means of a flip on the edge e_t and they form the singular loci of the respective couple of triangulations.

In both situations the normal form reductions are identical for now on. This means that there are subwords u of the combing σ_ξ and \tilde{u} of the combing of $\sigma_{\tilde{\xi}}$ so that, we can read off the strings which might be different from the picture above (recall that the local moves strings should be read in reverse order):

$$u = z_1 w_1 z_2, \quad \tilde{u} = z_1 \tilde{w}_1 z_2,$$

$$w_1 = RFR, \quad \tilde{w}_1 = R^2 F^3 R^2 F^3 R.$$

Thus the subwords u and \tilde{u} are identical except for an extra string of length 8 in \tilde{u} .

A similar computation shows that in the second case we have the previous transformation finish the combing of g , and thus we have to look at the next ideal arc to be combed.

- (b) The flip is on the edge e_t . The picture are similar to those from above. We skip the details.

This ends the proof of the proposition. \square

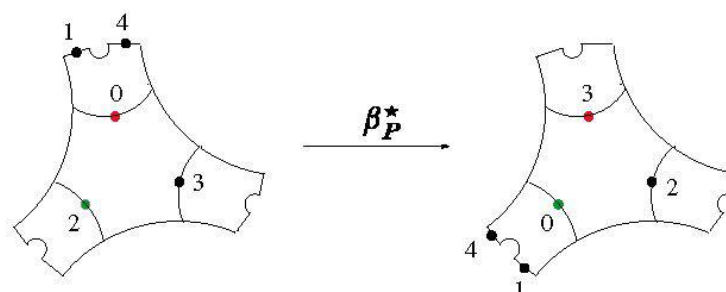
Remark 2.8. The distance between the words formed by the first t letters in the combing of ξ and $\tilde{\xi}$ is bounded by a function linear in t . In fact each time that we are crossing the singular locus (by example in a transfer) the distance may have a jump by some $k \leq 9$, and the number of such crossing can grow linearly with the length of the word.

3. Combing the braided Thompson group

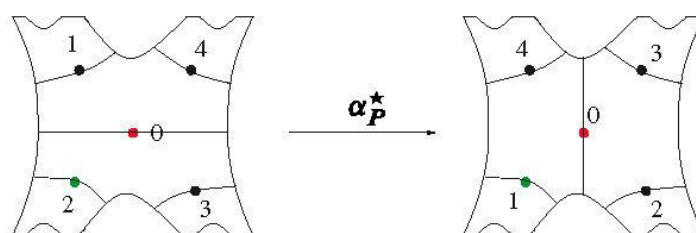
3.1. Generators for T^\star . It is known (see [15]) that the group T^\star is also generated by two elements that correspond to α and β above.

Specifically, we consider the following elements of T^\star :

- A support of the element β_P^\star is the central hexagon. Further β acts as the counterclockwise rotation of order three whose axis is vertical and which permutes cyclically the punctures.



- A support of α_P^\star is the union of two adjacent hexagons, one of them being the support of β_P^\star from above. Then α_P^\star rotates counterclockwise the support of angle $\frac{\pi}{2}$, by keeping fixed the central puncture.



It is proved in [15] that T^\star is generated by α_P^\star and β_P^\star .

3.2. Normal forms for elements T^\star . The purpose of this section is to find a combing for T^\star using the generators $\alpha_P^\star, \beta_P^\star$. The main novelty consists in using methods typical for mapping class groups that generalize first to T and then to T^\star . The main result of this section is

Theorem 3.1. *The group T^\star is asynchronously combable with departure function.*

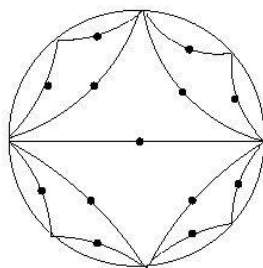
From [18] we obtain that

Corollary 3.2. *The group T^\star is FP_3 and it has solvable word problem.*

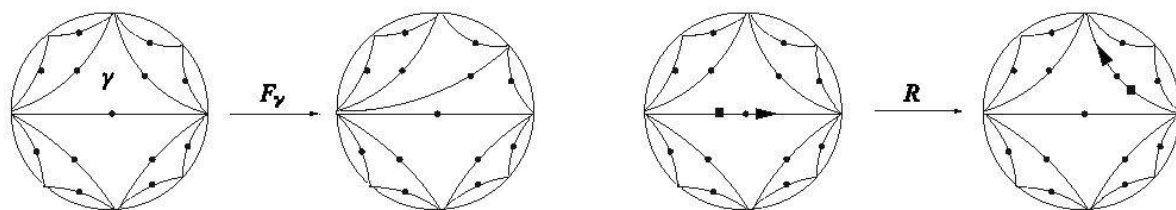
Remark 3.3. It is claimed in [18] that asynchronously combable groups with departure function are actually FP_∞ , but the proof has not yet appeared in print. Another approach to the property FP_∞ is Farley's proof of the finiteness for what he called braided (maybe better designed as permutation) picture groups. The group T^\star is a more general kind of picture group, where the role of permutations is now taken by the braid groups. Brin and Meier announced that this approach might lead to the proof of property FP_3 for the Brin–Dehornoy braided Thompson group.

3.3. The punctured Ptolemy groupoid T^\star . In this section we will explain which are the modifications necessary for adapting the previous proof for T to the case of the group T^\star .

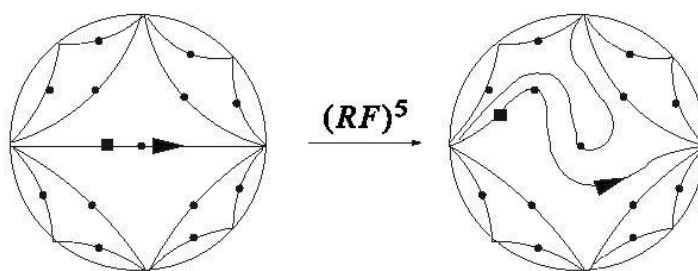
The first observation is that we can view T^\star as a group of flip transformation on certain generalized triangulations of the punctured hyperbolic plane, that will be called punctured triangulations or decompositions. Specifically, let us consider the Farey tessellation τ_B of the hyperbolic plane (in the disk model) and assume that we puncture each ideal arc at its midpoint. We will obtain now a triangulation whose edges are ideal arcs constrained to pass through the punctures, as below:



We consider now that the punctures are fixed once for all. Then there is a set of moves which transform one such punctured triangulation into another one of the same type modelled on the transformations F and R . We have the flip F_γ on the punctured edge γ and the rotation R which changes the d.o.e. by moving it counterclockwise in the (punctured) triangle sitting to its left:



Despite the similarities with the description of T the fact that the punctures are fixed forces now the ideal arcs to be distorted and they cannot be realized anymore as geodesics in the hyperbolic plane. For example, here is $(RF)^5$, where F is the fundamental flip (on the d.o.e.):



We have then an immediate lemma:

Lemma 3.4. *The punctured Ptolemy groupoid, which is the groupoid generated by flips on punctured triangulations is anti-isomorphic to the group T^\star , by means of the anti-isomorphism $\Phi(\alpha_P^\star) = F$, $\Phi(\beta_P^\star) = R$.*

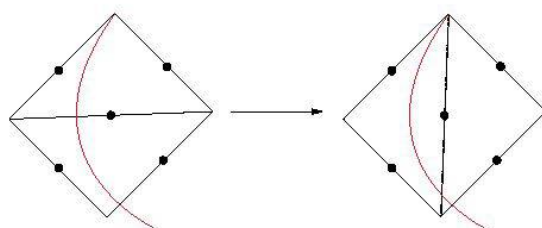
Proof. Any flip can be realized as a composition of moves F and R . □

Remark 3.5. Each punctured arc of our triangulation splits into two half-arcs separated by a puncture. This way our punctured triangulations can be viewed as a hexagonal decomposition of the plane, each hexagon having three vertices at infinity and three more vertices among punctures. The decomposition could be refined to a triangulation by adding three extra edges in each hexagon, for instance the edges connecting pairwise the vertices at infinity. One can further consider the group generated by all flips in the refined triangulation, which is the *Ptolemy groupoid of the punctured surface*. Notice that this group contains the *punctured Ptolemy groupoid* PT^\star defined above, as a proper subgroup.

The next task is to find normal forms in the punctured Ptolemy groupoid. Let us analyze what happens when using Mosher's combing algorithm in the mapping class group of the punctured surface. First, a flipped arc should avoid all but one punctures and thus it may not be represented by a geodesic in the hyperbolic plane or a straight segment in the flat plane.

This problem arose also in the case of the usual Ptolemy groupoid associated to an ideal triangulation of a finite genus punctured surface. The solution given by Mosher in that case is to consider only *tight* triangulations. Recall that two arcs are *tight* (with respect to each other) if they do not contain subarcs bounding a bigon i.e. an embedded 2-disk. Two triangulations are *tight* if all their respective arcs are tight. Notice that we can pull triangulations tight and any flip can be realized as a flip between tight triangulations (see [31], Section 2.5); thus the algorithm leading to normal forms works for the usual Ptolemy groupoid of the punctured surface.

However, our decomposition is not a genuine triangulation of the punctured surface (but rather a hexagon decomposition). In this respect, the tightness of arcs is not concerning only the half-arcs going from one puncture to a point at infinity (as it would be the case when dealing with the Ptolemy groupoid of the punctured surface), but rather the entire arc. In fact, there exist triangulations having all their half-arcs tight although they are not tight. The flips which aimed at combing these arcs using Mosher's algorithm might not decrease the number of intersections points with the crossed arcs and thus the combing algorithm does not terminate. Here is a typical case of a uncombed arc for which the use of a flip move is not suitable:



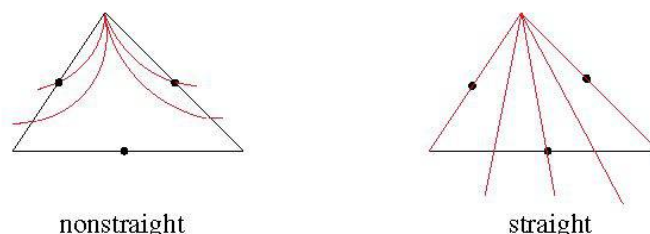
In order to circumvent this difficulty we have to introduce some additional moves. We consider the braid twists σ_{ef} which are elements of T^* that are braiding (counter-clockwise) the punctures sitting on the adjacent edges e and f . If e is the d.o.e. then we can express σ_{ef} as an explicit word in F and R , which depends on the relative position of f and e . However, in the next sections σ_{ef} is simply a new letter in the alphabet. We want to find now an intermediary normal form of elements of T^* using F , R and the braid generators as well. Eventually, we will translate the obtained normal forms as words in the two generators R and F alone.

3.4. Nonstraight arcs, conjugate punctures and untangling braids

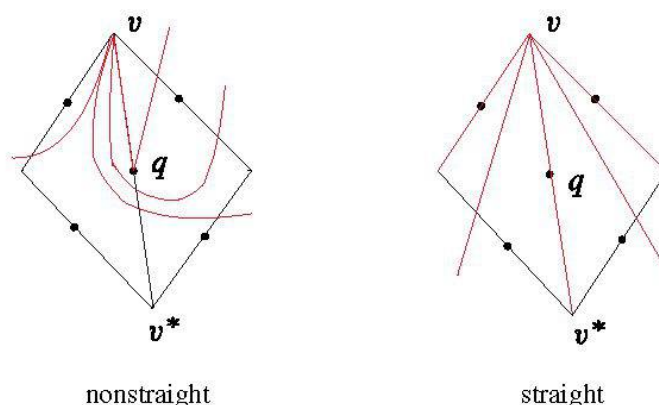
Straight arcs with respect to a given triangulation. Let (τ_B^*, τ^*) be an element of T^* . Thus τ^* coincides with the standard decomposition τ_B^* for all, but finitely many arcs. Consider an ideal arc γ which belongs to τ^* , but not to τ_B^* . Our aim is to comb τ_B^* by means of flips and braid twists in order to transform it into a triangulation incorporating the arc γ . There are two situations. First, when γ is isotopic in the disk D (thus disregarding the punctures) to an arc of τ_B^* but there is no such isotopy which fixes the punctures (or, alternatively they are not isotopic in D^*). In this case we say that γ is combed but it is not straight. This type of arcs should be *straightened*. The second possibility is that γ is not isotopic in D to an arc of τ_B^* and thus it has first to be combed and next to be straightened. We will give below an algorithm which combs and straighten a given arc.

Before to proceed, let us define properly what we mean by *straight edge*. We will work below with the flat planar model, but everything can be reformulated in the hyperbolic model. The triangulation τ_B^* can be realized as a punctured triangulation of the disk, with vertices on the boundary circle (at infinity) called cusps and punctures in the interior of the disk. We assume that all edges are straight segments in the plane. Moreover, each edge is punctured at one point which is located at the intersection of the respective edge with the other diagonal of the unique quadrilateral to which the edge belongs. Let now τ^* be an arbitrary triangulation which coincides with τ_B^* outside some finite polygon P . An edge of τ^* is *straight* if it is isotopic (in the punctured disk) to a straight segment (therefore keeping fixed the punctures). There is a similar notion which is defined using only combinatorial terms in the case of arcs inside a quadrilateral. Let T be a triangle and γ be a tight arc emerging from a vertex of it. We say that $\gamma|_T$ is *combinatorially straight* (or γ is straight within T)

if γ intersects once more the boundary along the edge opposite to the vertex from which it emerges. Thus the different combinatorial models which might occur are those from below:



Let now consider now a quadrilateral Q consisting of two adjacent triangles and γ be a tight arc which emerges from one vertex v of it. Let q denotes the unique puncture inside Q . Let v^* denote the vertex of Q opposite to v ; then, the arc vv^* punctured at q splits Q into two triangles T^L and T^R . We say that $\gamma|_Q$ is *combinatorially straight* (or γ is straight within Q) if γ is straight with respect to both T^L and T^R . This implies that $\gamma \cap Q$ is contained either in T^L or else in T^R . Typical examples of straight and nonstraight arcs are drawn below:



Actually, as it can be seen an arc is combinatorially straight within a triangle or a quadrilateral if it can be isotoped by keeping its endpoints fixed to a line segment.

We consider from now on that all triangulations are isotoped so that their respective half-arcs are tight.

Conjugate punctures along an arc. Recall that each edge e of a triangulation has a puncture p_e associated to it. If the triangulation is fixed then the puncture determines the edge.

Consider now a tight arc γ emerging from the vertex v (opposite to the edge e_0) which crosses – in this order – the edges e_1, e_2, \dots, e_m before ending in the vertex v' (opposite to the edge e_{m+1}). Notice that the edge e_j are not necessarily distinct. In order to determine completely the isotopy class of the arc in the punctured plane one has to specify where sits the intersection point $\gamma \cap e_j$ with respect to the puncture

p_{e_j} . There are three possibilities, namely that the puncture be on the left side, on the right side or on the arc. We decide that the respective puncture is on the left side of γ if this is so for an observer traveling along γ in the direction given by the orientation of γ . We record this information by writing down $p_{e_j}^L$. Similarly, when the puncture is on the right, we record this by writing $p_{e_j}^R$. The superscript L, R will be denoted $\epsilon(p_{e_j}, \gamma)$ and called the *exponent of the j -th puncture*. Notice that the same puncture might be encountered several times with different exponents.

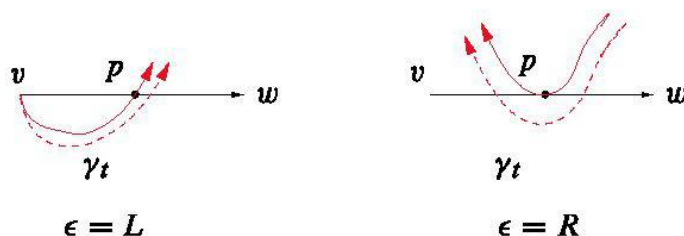
Extra caution is needed for the situation in which the arc pass through the puncture $p = p_{e_j}$; this happens only once and only for one puncture, because the arcs we are interested in come from edges of punctured triangulations. We record this by adding an asterisk $*$ to the letter p_{e_j} . Moreover, the exponent $\epsilon(p_{e_j}, \gamma)$ can take now three values, namely from $\{L, R, 0\}$. Let γ_t be an arbitrary small \mathcal{C}^∞ perturbation of the arc γ which is transversal to the arc e_j , is tight and avoids the puncture. Then we define $\epsilon(p_{e_j}, \gamma) = \epsilon(p_{e_j}, \gamma_t)$ for small t if this is well-defined and $\epsilon(p_{e_j}, \gamma) = 0$ otherwise. We can give more convenient ways to compute the exponent.

Lemma 3.6. (1) If $e = vw$ and p_e is the first puncture encountered by γ which emerges at v then $\epsilon(p_e, \gamma)$ is L if the frame $(p_e w, \gamma)$ is positively oriented and R otherwise. Similarly if p is the last puncture encountered by γ .

(2) Suppose that the local model of γ is that of a local maximum at p and thus the tangent vector $\dot{\gamma}_p$ points in the direction of pw or else in the direction of pv . We consider that $\dot{\gamma}_p$ is a positive multiple of pw . Then $\epsilon(p_e, \gamma) = L$ if γ lies locally on the left of the edge vw (oriented as such) and $\epsilon(p_e, \gamma) = R$ otherwise. If $\dot{\gamma}_p$ is a positive multiple of pv then the values of the exponent are interchanged.

(3) Eventually in all other cases γ crosses transversely the edge e and cannot be reduced by isotopy to one of the previous two situations, and we set $\epsilon(p_e, \gamma) = 0$.

Proof. In the first two cases there are natural tight smooth perturbations giving the claimed values, while in the latter there both values could be reached by suitable perturbations. \square



If the exponent of a puncture is 0 we say that it is an inert puncture. The arcs we are interested in come from edges of punctured triangulations and so they contain precisely one puncture. The word $w(\gamma) = vp_{e_1}^{\epsilon_1} p_{e_2}^{\epsilon_2} \dots p_{e_m}^{\epsilon_m} v'$ where all $\epsilon_j \in \{L, R\}$ (excepting for one j for which $\epsilon_j = 0$) determines completely the isotopy class of

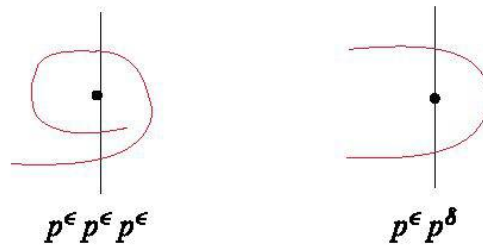
the arc γ . Moreover, we will also say that $p(e_j)$ are the punctures that the arc γ encounters. Furthermore, we define $p_k(\gamma)$ as the k -th puncture encountered by γ .

Definition 3.1. Let $p = p_i(\gamma)$ and $q = p_j(\gamma)$ be two punctures encountered by γ . We assume that none of them is an inert puncture. Then p and q are conjugate along γ if the subword of $w(\gamma)$ starting at $p_{e_i}^{\epsilon_i}$ and ending at $p_{e_j}^{\epsilon_j}$ has the form $p_{e_i}^{\epsilon_i} p_{e_{i+1}}^{\epsilon_{i+1}} \dots p_{e_j}^{\epsilon_j}$, where $\epsilon_i = \epsilon_{i+1} = \dots = \epsilon_{j-1} \neq \epsilon_j \in \{L, R\}$. In other words the punctures $p_i(\gamma), \dots, p_{j-1}(\gamma)$ stay on the same side with respect to γ while the next puncture is the first one to stay on the opposite side. If one puncture, say q , stays on γ then we add an extra condition, as follows. We ask that q is the last puncture with exponent different from that of p which is encountered by γ .

Consider now two punctures $p = p_i(\gamma)$ and $q = p_j(\gamma)$ conjugated along γ . Notice that it might happen that the punctures p_j are not distinct.

Lemma 3.7. If γ is tight then $w(\gamma)$ does not contain neither subwords of the form $p^\epsilon p^\delta$ with $\epsilon \neq \delta$, nor subwords of the form $p^\epsilon p^\epsilon p^\epsilon$.

Proof. A subword of the form $p^\epsilon p^\delta$ corresponds to a subarc which is not tight and could be simplified by means of some isotopy. Further, an subarc corresponding to $p^\epsilon p^\epsilon p^\epsilon$ turns at least 2π around the puncture and its winding number with respect to p is at least 2π . However the winding number of the entire arc should be less than π .



Since the arc has no self-intersections it should wrap around the puncture and then unwrap in the opposite direction. In particular it cannot be tight. \square

Remark 3.8. One may find however duplicates $p^\epsilon p^\epsilon$, as it can be seen in the picture above.

Untangling braid terms. It is known (see [15]) that T^\star is an extension of T by the braid group on infinitely many strands, i.e. we have the exact sequence

$$1 \rightarrow B_\infty \rightarrow T^\star \rightarrow T \rightarrow 1.$$

Here B_∞ is the group of braids on finitely many punctures of D^\star , i.e. the ascending union of all braid groups $\cup_{n=1}^\infty B(D_n^\star)$ of finite support.

There is a natural system of generators for B_∞ which was originally considered by Sergiescu ([35]) and then studied by Birman, Ko and Lee ([2]). For any two punctures associated to adjacent edges e and f we associate the braid $\sigma_{ef} \in B_\infty$ which braids counter-clockwisely the two punctures and interchange them. Actually it suffices to consider only those pairs (e, f) associated to a maximal tree in the graph of adjacency of punctures.

Consider now the reduced sequence $w_r(\gamma)$ associated to γ , namely the sequence $p_i(\gamma), p_{i+1}(\gamma), \dots, p_j(\gamma)$ obtained from $w(\gamma)$ by omitting the duplicates i.e. we delete $p_{k+1}(\gamma)$ from the sequence if $p_k(\gamma) = p_{k+1}(\gamma)$. The consecutive elements in the reduced sequence $w_r(\gamma)$ are still adjacent punctures, lying on adjacent edges of the triangulation. Suppose that $p_k(\gamma)$ lies on the edge e_k . We define the *untangling braid*, or the *untangling braid factor* C_{pq} by means of the formula

$$C_{pq} = \sigma_{e_i e_{i+1}}^{-\epsilon} \sigma_{e_{i+1} e_{i+2}}^{-\epsilon} \cdots \sigma_{e_{j-1} e_j}^{-\epsilon}$$

where we put

$$\epsilon = \begin{cases} 1 & \text{if } \epsilon_i = R, \\ -1 & \text{if } \epsilon_i = L. \end{cases}$$

3.5. The existence of conjugate punctures along admissible nonstraight arcs.

Let now γ be a tight arc which belongs to the punctured triangulation τ^* but not to τ_B^* . An arc γ with the property that there exists a punctured triangulation containing it will be called *admissible*. As we shall see below, not all arcs are admissible. Our algorithm will work only for admissible arcs. Furthermore there exists a finite polygon $P \subset \tau_B^*$ which contains all edges from $\tau^* - \tau_B^*$.

Assume that γ is uncombed. We wish to apply the Mosher algorithm in order to simplify the arc by means of flips. We locate the prong and vertex v from which γ emerged and denote by T the triangle determined by that prong. There are two possibilities: either γ is combinatorially straight with respect to T or not.

- (1) If $\gamma|_T$ is straight then γ intersects the edge f opposite to the vertex v . Set T^* for the other triangle of the triangulations sharing the edge f with T and denote by Q the quadrilateral $T \cup T^*$. The arc vv^* splits Q into two triangles, say T^L and T^R (the superscripts with their obvious meaning).
 - (a) If $\gamma|_Q$ is straight then we use the flip on the edge f , as in Mosher's algorithm. Thus f is transformed into the edge vv^* (with some orientation) and in the new triangulation γ intersects precisely one triangle T_2 among T^L and T^R . By hypothesis $\gamma|_{T_2}$ is again straight, and thus we can continue the procedure, as developed below, with T_2 playing now the role of T .
 - (b) If $\gamma|_Q$ is not straight, then let $T_2 \in \{T^L, T^R\}$ be the triangle containing the prong to which γ belongs. Then $\gamma|_{T_2}$ is not straight. Notice that γ

might exit T_2 and enter next the other triangle. However we are now in position to apply the algorithm for the case when γ is not straight with respect to its first triangle it meets.

- (2) The case when $\gamma|_T$ is not straight is more involved and it will be developed below.

We will consider below a way for untangling arcs which eventually straighten arcs. The procedure is based on the following key proposition:

Proposition 3.9. *There is a puncture $q = p_k(\gamma)$ (among those encountered by γ) which is conjugate to $p = p_1(\gamma)$ along γ .*

Remark 3.10. It might happen that $p = q$, but in this case $k \geq 3$.

Proof. Suppose that γ emerges from the vertex v of the prong with edges f^L and f^R . By symmetry we can consider that $p_1(\gamma) = p(f^L)$. Thus γ exits the prong, it crosses the edge f^L and goes on the upper halfplane determined by f^L . Here the halfplane containing the prong was called the lower halfplane and the complementary halfplane the upper halfplane.

The proof of this main technical result is given in the next two subsections and consists of a detailed analysis of all cases involved.

We say that the arc γ is *monotone* if it has no conjugate punctures. Moreover the arc is *L-monotone* if it leaves all punctures that it encounters on its left side, except for the puncture that it contains.

Notice that each edge has its endpoints at infinity, or alternatively, on the circle at infinity. In particular any edge will separate the plane into two halfplanes. If the edge e is given an orientation then it makes sense to consider the halfplanes H_e^L, H_e^R which are respectively on the left (or right) of the edge e .

3.5.1. The first intersection point between γ and f^L is different from $p(f^L)$

I. The arc γ returns on the lower halfplane

Suppose next that γ crosses again f^L in order to arrive in the lower half-plane, leaving all punctures that encounters on its left side. Let γ_0 denote the subarc of γ travelling in the upper half-plane. We will show that these assumptions will lead us to a contradiction.

The puncture $p(\gamma)$ is different from $p(f^L)$. Thus γ intersects the edge f^L in a point sitting at the right of the puncture $p_1(\gamma) = p(f^L)$, travels around the upper halfplane and returns back intersecting again the edge f^L in a point still different from the puncture $p_1(\gamma)$. Let the edge f^L have the vertices v and w .

The arc γ_0 has the endpoints on the edge f^L and after connecting them by a line segment we obtain a circle in the plane. This circle bounds a disk that we call D . We will use the following well-known lemma going back to the proof of Jordan's planar domain theorem:

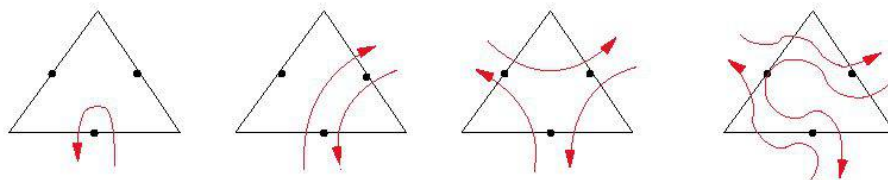
Lemma 3.11. *Let x be a point in the plane, which does not belong to the boundary ∂D and $[xa$ be a half-line issued from x which is transverse to ∂D . To each intersection point $y \in [xa \cap \partial D$, we associate the number $\epsilon(y) \in \{-1, 1\}$ which represents the local algebraic intersection number between $[xa$ (whose orientation points towards a) and ∂D . Then*

$$\left| \sum_{y \in [xa \cap \partial D} \epsilon(y) \right| \in \{0, 1\}.$$

Moreover, this value is independent on the choice of the half-line $[xa$. Furthermore, the claim holds true when $x \in \partial D$.

Proof. Actually the sum is 0 if $x \notin D$ and 1, if $x \in D$. When $x \in \partial D$ we deform slightly x off a . Then the value for x is the same as that associated to the perturbed point. \square

Lemma 3.12. *Consider now a triangle T made of ideal arcs which has non-empty intersection with the curve γ_0 . Then the homeomorphism type of the pair $(T, T \cap \gamma_0)$ belongs to one of the following patterns*

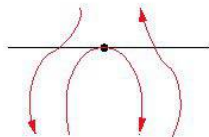


Proof. Let us see the consequences of Lemma 3.11 when applied to a half-arc determined by the puncture $p(e)$ of some edge e which is crossed by γ_0 . Assume that the half-arc is crossed at least once by γ_0 . Assume furthermore that p_e does not belong to γ_0 . According to our hypothesis all crossing points should leave the puncture p_e on their left. This implies that the local algebraic intersection number at a crossing point between γ_0 and the half-arc (oriented towards the vertex at infinity) has always the same value, and in our particular situation where p_e is on its left side, it should be positive. Now, the lemma above implies that we must have only one crossing point between the half-arc and γ_0 , since otherwise their sum would be greater than 1. Moreover, if there is a crossing point between one half-arc of the edge e and γ_0 then we should have at least one intersection point between γ_0 and the other half-arc of e issued from the puncture $p(e)$. This follows from the second part of the lemma

above. In particular, we obtained that any edge is crossed twice, each half-arc being crossed precisely once.

Another possibility to take into account is when p_e belongs to γ_0 . Assume that the arc e is not tangent to γ_0 . If some half-arc determined by p_e is crossed at least twice by γ_0 then deform slightly p_e towards the vertex at infinity. We will obtain a point for which the half-line which it determines has algebraic intersection at least 2, by the same argument as above. This contradicts the lemma. Thus each half-arc can be crossed by γ_0 at most once more. We claim that only one half-arc among them can have nontrivial intersection with γ_0 . Assume the contrary, namely that both half-arcs $p_e a$ and $p_e b$ intersect γ_0 . We have that the algebraic intersection number of γ_0 and one half-arc (oriented towards infinity) is positive. Thus the local algebraic intersection number of γ_0 and $p_e a$ should be negative at p_e , otherwise their sum being at least 2. Thus the frame $(p_e a, \dot{\gamma}_{p_e})$ is negatively oriented. Similarly, the frame $(p_e b, \dot{\gamma}_{p_e})$ should be negatively oriented, which is impossible because these two frames have opposite orientations. This shows that the arc γ intersects each edge precisely twice, with the possibility that one intersection point be the puncture.

There is one more possibility, when the arc γ_0 is tangent at the puncture p_e to the edge e . The argument above shows that in addition to what we already saw γ_0 can intersect once more each half-arc $p_e a$ and $p_e b$ when p_e is a tangency point. The local model is that from below:



Consider now a triangle T that γ_0 intersects. There are only finitely many possibilities for $\gamma_0 \cap T$, so that any edge is crossed precisely twice and there are no self-intersections, and these are precisely those pictured above. \square

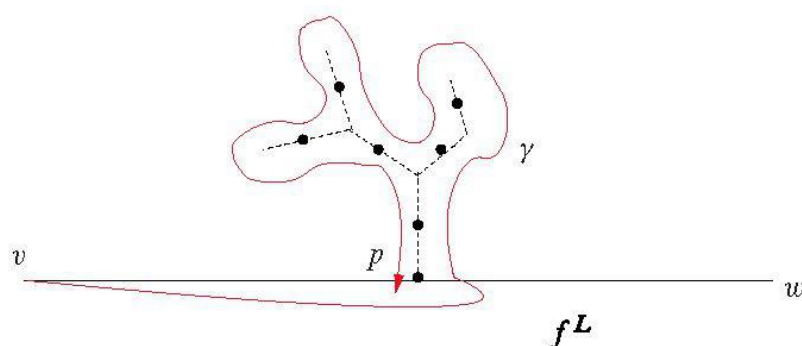
We are able now to formulate the following result which explains the form of the curve γ_0 . Let Γ be a finite subtree of the tree of the triangulation τ_B , having the puncture p_1 as one of its leaves. If there is a tangency puncture between γ_0 and an edge then consider that in the dual graph we add edges between the punctures of the respective triangle and remove the associated Y graph. Construct the planar regular neighborhood $N(\Gamma)$ of Γ and consider its boundary $\partial N(\Gamma)$.

Lemma 3.13 (Disk lemma). *The curve γ_0 is the intersection of $\partial N(\Gamma)$ with the upper-half plane determined by f^L , which is $N(\gamma)$ minus a small cap around p .*

Proof. Remark that the arc γ_0 might pass through a puncture. Each model above (and its images under the $\mathbb{Z}/3\mathbb{Z}$ symmetries) can appear within γ_0 . Moreover, we can now obtain γ_0 using this Lego toolkit by gluing up triangles with the models

inside, which have matching boundaries. The arcs that we obtain are described as in the statement. \square

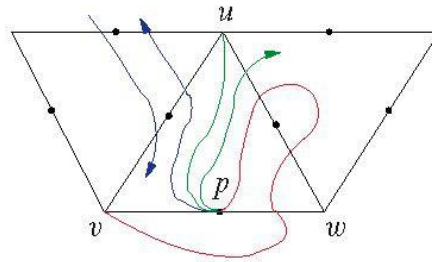
We are able now to finish the proof of the proposition in the case under scrutiny. In fact, we obtained that the arc γ_0 (hence γ) comes back crossing again f^L in one point which belongs to the half-edge vp . If the crossing point is not the puncture, then γ should enter the domain determined by vp and the first part of arc sitting in the lower half-plane. This domain does not contain any other vertex of the triangulation, and thus γ has to exit the domain in order to abut to some vertex (different from v). But γ cannot cross itself and γ cannot cross the edge vw again since all edges are crossed twice. This is a contradiction.



The arc γ return on f^L and hits it at p_1 . Another possibility left is that the second intersection point between the arc γ and the edge f^L coincides with the the puncture p .

- If the arc γ enters the lower half-plane then we get a contradiction by the same argument that we used above.
- Otherwise, the arc γ_0 is tangent at f^L at p and goes up in the upper half-plane. There are again two possibilities:
 - The orientations of the two tangent arcs are compatible. Then the arc γ_0 should cross once more the segment pw and thus the puncture p will be on its right side.
 - The two tangent arcs point in opposite directions, which we suppose to be the case from now on.

We denote by γ_1 the subarc of γ issued from the puncture p and lying in the upper half-plane. Let f^L be the edge of the triangle uvw sitting in the upper half-plane. We have several possibilities, as could be seen from the picture below:



- (1) If the arc γ_1 crosses first the edge uw . Since γ_1 is disjoint from γ_0 it should cross vw leaving the puncture on its right side.
- (2) If γ_1 goes straight to the vertex u . We shall see below that in this case the arc γ cannot be admissible.
- (3) Otherwise γ_1 crosses first the edge uv .
 - (a) If γ_1 crosses again the edge uv , then the same argument which was used for the edge f^L applies. Thus γ_1 returns on uv by intersecting it in a point of the half-arc containing v . This time γ_1 should avoid the puncture. Further, γ_1 is now forced to reach the vertex v (which is a contradiction) or else to enter the region $N(\Gamma)$ containing no vertex, either. Once more the arguments above show that γ_1 should turn back and cross pw and thus p is on its right side.
 - (b) Eventually, if γ_1 reaches a vertex in the left upper half-plane determined by uv then we will see that γ cannot be admissible.

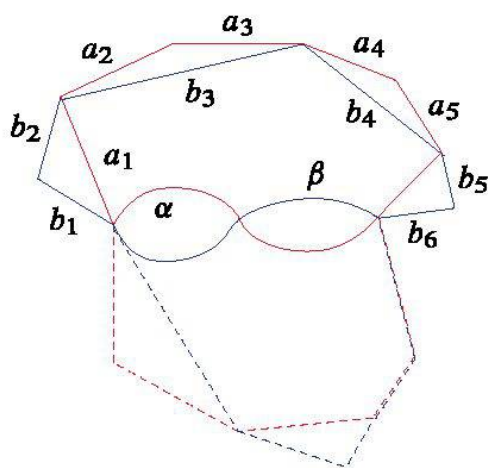
In order to deal with these cases we will open a parenthesis in the proof in order to state an intermediary result, before resuming.

The admissibility lemma. The technical result below will be used several times in the sequel.

Lemma 3.14 (Admissibility lemma). *Let α and β be two admissible oriented arcs (coming from possibly different triangulations) with the same endpoints. Let denote by $X(\alpha, \beta)$ the set of those punctures which are on the left hand side of α but on the right hand side of β . Similarly for $X(\beta, \alpha)$. Then the number of elements of $X(\alpha, \beta)$ is the same as the number of elements of $X(\beta, \alpha)$.*

Proof. Since α, β are admissible there exist punctured triangulations τ_1, τ_2 containing them. Moreover, these triangulations are identical outside some polygon P , where they coincide with τ_B^* . Thus there exists an element ζ of T^* which sends τ_1^* with the d.o.e. α onto τ_2^* with the d.o.e. β . This means that there exist triangulated polygons P_j which are subpolygons of τ_j such that $\tau_1 - P_1$ is rigid homeomorphic to $\tau_2 - P_2$. We can choose P_j large enough in order to contain P in its interior. The arc α

(respectively β) splits P_1 (respectively P_2) into its left part P_1^L (and P_2^L) and its right side P_1^R (and P_2^R). Let us order circularly the edges of P_1^L as $a_1, a_2, \dots, a_k, \alpha$ and those of P_2^L as $b_1, b_2, \dots, b_m, \beta$. Since $\tau_1 - P_1$ and $\tau_2 - P_2$ are rigid equivalent and the arcs α and β correspond to each other, it follows that the edges a_i and b_i should correspond to each other by means of this rigid homeomorphism. Further, there are no vertices at infinity in the interior of P_j and thus the only possibility to arrange the convex polygons P_i in the plane is as in the picture below (where P_j^R are drawn in dotted lines), namely: a_1 is surrounded by the edges $b_1, b_2, \dots, b_{i_1}, b_{i_1+1}$ is surrounded by the edges a_2, a_3, \dots, a_{j_1} , etc. In particular, there exists a polygon $P_1 \cap P_2$ which is admissible (and thus embedded into τ_B^*) which has the following edges in the left hand side of the arcs α, β : $a_1, b_{i_1+1}, a_{j_1+1}, \dots, b_k$. In particular one finds as many edges from P_1 as edges from P_2 , and it might happen that some edges of $P_1 \cap P_2$ are common to both if some a_i equals some b_j .



$$P_1^L = a_1 a_2 a_3 a_4 a_5 \alpha$$

$$P_2^L = b_1 b_2 b_3 b_4 b_5 b_6 \beta$$

The polygon $Q = P_1 \cap P_2$ is split by α into two parts. Let Q_α be the part of the polygon $P_1 \cap P_2$ sitting on the left of α and similarly Q_β . Thus Q_α and Q_β have in common all edges but the arcs α, β . The common part of their boundaries is made of r edges from P_1 and r edges from P_2 (some edges might possibly belong to both).

Recall further that the element $\zeta \in T^*$ should send homeomorphically P_1^L onto P_2^L , by sending boundary edges to boundary edges and the arc α onto β . In particular, the number of punctures into P_1^L should be equal to the number of punctures in P_2^L . Moreover, each polygon with n -vertices should contain $n - 2$ boundary punctures and $n - 3$ interior punctures. Since Q_α and Q_β contain as many edges from P_1^L as edges from P_2^L we find that the union of all polygons from $P_1^L - Q_\alpha$ contains the same number of punctures as the union of all polygons from $P_2^L - Q_\beta$. In fact all these polygons are admissible subpolygons of τ_B^* and their total number of edges is the same in both cases. As a consequence, the number of punctures within Q_α coincides with the number of punctures in Q_β . This implies the statement of the lemma. \square

Remark 3.15. It is useful to be more precise concerning the points which are on the left of α and the right hand side of β . The (oriented) arc γ has endpoints which are vertices at infinity. These endpoints determine an arc of circle lying at the left of γ . The union of this arc at infinity with γ is a circle bounding the disk $D^L(\gamma)$. The complementary disk is $D^R(\gamma)$ sitting on the right of γ . A point is said to be at the left of α and at the right of β if it belongs to $D^L(\alpha) - D^R(\beta)$.

End of the proof when the arc γ return on f^L and hits it at p_1 . We are able now to finish the proof in the cases enumerated above. Namely, the arc γ is made of two pieces, one being γ_0 which crosses f^L and goes in the upper plane then hits f^L at the puncture p ; then the second piece γ_1 emerges into the left upper half-plane determined by uv abutting to some vertex z there (which might be u). Our claim is that

Lemma 3.16. *If γ_1 is L -monotone then γ cannot be admissible.*

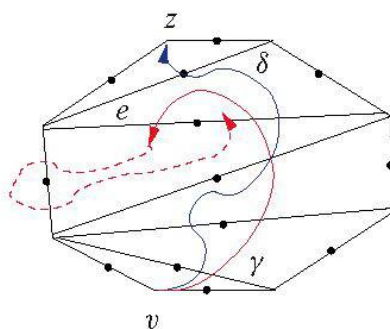
Proof. The main tool is the admissibility Lemma 3.14. The first step is to construct an admissible arc δ joining v to z . Consider the dual graph associated to the triangulation and next the geodesic joining the (vertex dual to the) triangle opposite to uvw and having the edge uv in common with it, to the closest triangle having z among its vertices. Passing again to the dual, the union of triangles corresponding to vertices of this geodesic is the polygon $M(v, z)$. This is the smallest polygon made of adjacent triangles joining v and z . We can realize $M(v, z)$ as a convex polygon in the plane which is triangulated by means of several diagonal edges. Moreover the line segment vz has to intersect all diagonal edges, since one could get rid of any triangle disjoint from this line segment, which would contradict the minimality.

One can use iteratively flips within the polygon $M(v, z)$ in order to weakly comb zv , which means that we find an arc joining v and z which remains within the polygon. There are several possibilities, by making inductively the diagonal edges to turn from v closer and closer to the vertex z . We are constrained to deal only with arcs passing through the puncture of the quadrilateral. Thus the final arc that we obtain is neither canonical nor the line segment, but it will be convenient for our purposes. We denote any such arc by \tilde{vz} .

We will show that there cannot be any puncture which sits at the left of \tilde{vz} and at the right of the arc $\gamma_1 \cap M(v, z)$. The arc γ_1 enters $M(v, z)$ throughout the right half-arc of the edge vu . Moreover, γ_1 should cross all diagonal edges of $M(v, z)$ since their endpoints are on the circle at infinity and they separate v from z . Also γ_1 cannot hit any other puncture since γ already contains p .

Lemma 3.17. *The arc γ_1 hits every diagonal edge e precisely once.*

Proof. Assume that γ_1 hits e once at q and then returns and intersects e again. We claim that any further intersection point of γ_1 with some edge f already crossed by γ_1 should be closer to the puncture p_f than the previous hit. In particular γ_1 should cross again e (since e separates v from z) and it will cross it by entering throughout the segment $p_e q$. Now, the subarc of γ_1 between the first and the second hit of e union with a small segment on e will bound a disk which is disjoint from z . Thus the arc γ_1 cannot escape this disk (by the Disk lemma 3.13) and thus cannot reach z , which is false.



□

Moreover, if γ_1 hits any diagonal edge e precisely once then the puncture p_e belongs to $D^L(\gamma_1)$. This happens thus for all punctures from the interior of $M(v, z)$. Now, we will consider the punctures from $D^L(\delta)$ which are not interior points of $M(v, z)$. Such a point cannot be in $D^R(\gamma_1)$ unless γ_1 crosses one boundary edge f of $M(v, z)$ located at the left of δ . Since z is in $M(v, z)$, the arc γ_1 should cross again f . The arguments above show that γ_1 crosses once more f on the other half-arc. The lemma above implies that, in order to reach z the arc γ_1 should either cross itself or else cross again f . But when crossing f again the arc will enter again a disk and by the Disk Lemma 3.13 it cannot escape anymore. This proves that γ_1 cannot cross the left part of the boundary of $M(v, z)$ and thus the set of punctures in the left of δ and the right of γ_1 is empty. □

We return now to the arc γ which contains the extra piece γ_0 . We saw that γ_0 contains at its left at least one more puncture out of p . Moreover, all punctures from the lower half plane determined by uv are from $D^R(\delta)$. This implies that $X(\gamma, \delta)$ has at least one element, while $X(\delta, \gamma)$ is empty. This contradicts the admissibility lemma. This proves therefore the claim in the case under consideration.

II. The arc γ remains in the upper half-plane

From now on we will consider the situation when γ remains in the upper half plane and therefore reaches a vertex z in the upper half-plane, which might coincide with the other vertex w of the edge f^L . There are again two possibilities for z : either z lies within the right upper half-plane determined by uw or else in the left upper

half-plane determined by uv , the point u inclusively. The second case is very similar to the last part above.

Assume that z belongs to the right upper half-plane determined by uw . Then either γ crosses first uw or else uv , or it goes towards u .

If γ crosses uv then it has to return back and cross uv again in order to arrive at z . The Disk lemma 3.13 shows that γ cannot escape from the left upper half-plane.

If γ goes to u then the admissibility Lemma 3.14 shows that the arc is not admissible.

Thus γ crosses uw . If γ crosses again uw then the disk argument shows that it cannot escape towards a vertex. Hence γ has only one intersection point with uw .

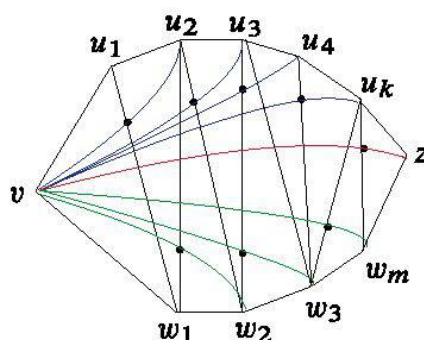
Let now $M(v, z)$ be the polygon with the smallest number of triangles which join v to z . We already saw above that it should exist an admissible arc δ joining v to z and lying within $M(v, z)$. We can be more precise, as follows:

Lemma 3.18. *There exists an admissible arc δ joining v to z within $M(v, z)$ such that the number of punctures encountered by δ which are on its right side is equal to $N - 1$, where N is computed as follows. Let us consider the two vertices of the dual graph associated to the triangle uvw and the triangle T_z containing z within $M(v, z)$. Join the two vertices by a geodesic in the binary tree. Then N denotes the number of times the geodesic has to turn left at some intermediary vertex. Here we assume that the first segment of the geodesic issued at uvw turns right, because the next triangle is adjacent to uw .*

Proof. We will change the triangulation of the polygon $M(v, z)$ in order to connect v to z . Remark that $M(v, z)$ can be seen as a convex polygon in the plane. Let denote the vertices of $M(v, z)$ in clockwise order $v, u = u_1, u_2, \dots, u_k, z, w_m, w_{m-1}, \dots, w_1 = w$. The vertices u_j will be called upper vertices and the vertices w_j lower vertices. We will change inductively the diagonal edges by means of flips aiming at combing the segment vz . This means that we will adjoin step by step all intermediary diagonals vu_2, \dots, vu_k and intercalate among them vw_2, \dots, vw_m . The new diagonals obtained by flipping will be not touched on the next steps and will be called new arcs. At the end we will get the triangulation containing all vu_j , vw_j and vz . There is only one issue to care about: when the diagonal arc vu_j has been adjoined by means of a flip into some former diagonal edge u_jw_k , the new arc vu_j was constrained to pass through the puncture of the diagonal u_jw_k crossed at the previous step. Thus the location of the puncture associated to such a diagonal arc is determined by the time when the new diagonal arc is adjoined.

Now, a flip on u_1w_1 will transform it into either vu_2 or else into vw_2 , depending on whether w_1 was adjacent to u_2 or else u_1 to w_2 . If the former case happen then the puncture $p_{u_1w_1}$ will be said to be an upper puncture, otherwise it will be called a lower puncture. In general, upper punctures will belong to upper diagonals vu_j and

lower punctures to lower diagonals vw_j . Assume that at some step we get an upper puncture on some arc vu_j after flipping the former diagonal edge $u_j w_k$. All new arcs which will be adjoined at the next steps, namely vu_i with $i \geq j + 1$ and vw_l with $l \geq k + 1$ will cross the former edge $u_j w_k$, and they should leave that upper puncture on their left side. This is so because otherwise they would cross the arc vu_j just adjoined. Similarly, lower punctures will remain always to the right of the new arcs.



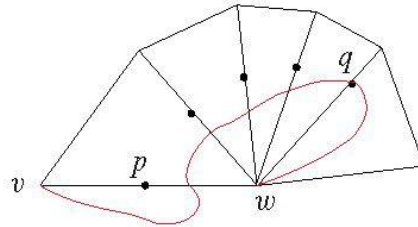
At the end of our combing we will have then a number of k upper punctures associated to the upper diagonal arcs vu_j and also a number of m lower punctures associated to the lower diagonal arcs vw_j . Thus the number of punctures encountered by vz which rest on its right side is m . Eventually the value of m can be easily checked to be that claimed by recurrence on the number of triangles involved in $M(v, z)$. \square

Corollary 3.19. *If $d(z, w) = r \geq 1$ then there exists an admissible arc δ joining v to z within $M(v, z)$ such that the number of punctures encountered by δ which are on its right side is at least $r - 1$.*

Proof. This follows from the fact that $N \geq d(z, w)$, because there exists a path $w_1 w_2 \dots w_N z$ joining w to z of length N . Notice that in general the distance $d(z, w)$ might be smaller than N computed above, because there might exist a shorter path using upper vertices. \square

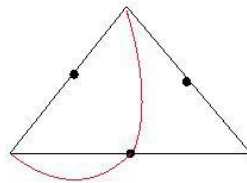
Now the arguments are similar to those from the case when γ returns to the lower halfplane. If $\gamma_0 \subset M(v, z)$ then observe that any diagonal edge should be crossed precisely once, otherwise we can find a disk containing the arc and by the Disk lemma 3.13 the arc would not escape from it. This implies that there is no puncture in the interior of $M(v, z)$ which lies in $D^R(\gamma)$. There exists only one puncture which is on γ . Further, the puncture $p = p_{vw}$ should belong to $D^L(\gamma)$. The admissibility lemma implies that the arc γ is not admissible as soon as $N \geq 1$, which is implied by $d(z, w) \geq 1$. The same argument shows this is the case also when γ_0 crosses boundary edges of $M(v, z)$ on the right. On the other hand if γ crosses a boundary edge at the left of δ then the Disk lemma 3.13 will lead us to a contradiction.

There is one more case left, namely when $z = w$. In this case the arguments above break down. However, we can take $\delta = vw$. Further, it should not exist any other puncture encountered by γ on its right side and thus γ is isotopic to the following configuration:



This means by definition that the puncture q (lying on γ) is conjugate to p .

3.5.2. The first intersection point between γ and f^L is $p(f^L)$. Assume that there are no conjugate points along γ . We also suppose that γ is tight and thus there are no superfluous tangencies. Then γ should be L-monotone. In fact, any point which lives on the right side of γ is conjugate to $p = p_1(\gamma)$, by definition. Further the arc γ^{-1} which is γ with the reverse orientation should be R-monotone. Assume that there is at least one puncture that is encountered by γ out of p . Then according to the Part I of the proof of Proposition 3.9 that puncture should be conjugate to another puncture along γ^{-1} and this would contradict the fact that γ^{-1} is monotone. Thus γ cannot meet any other puncture and thus the arc is isotopic either to f^L or else to the arc below:



However it can be easily seen that this arc is not admissible by means of the admissibility lemma. This establishes the claim. \square

3.6. Simplifying arcs by combing and straightening tight arcs

3.6.1. Combing admissible arcs. Denote by $L(\gamma)$ the length of γ , namely the total number of punctures encountered by γ .

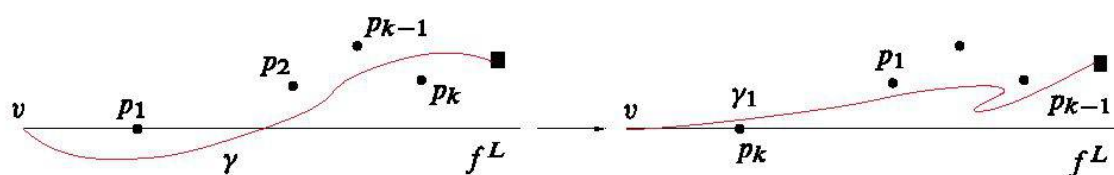
Lemma 3.20. *Recall that $p_1(\gamma)$ and $p_k(\gamma)$ are conjugate along γ . Then the arc $\gamma_1 = C_{p_1(\gamma)p_k(\gamma)}\gamma$ has length $L(\gamma_1) < L(\gamma)$.*

Proof. Suppose that γ emerges from the vertex v of the prong with edges f^L and f^R . By symmetry we can consider that $p_1(\gamma) = p(f^L)$ and thus γ crosses f^L and goes on the upper plane determined by f^L . There are a number of punctures encountered by γ and left on its left side until it reaches p_k on its right side.

Lemma 3.21. *The puncture p_k belongs to the upper half-plane or it coincides with p_1 .*

Proof. Otherwise γ crosses again f^L in order to arrive in the lower half-plane, leaving all punctures encountered on its left side. If the new crossing point is on the right of the previous crossing point then γ is not tight, as already observed in the proof of Lemma 3.9. If the second cross point lies on the segment vp_1 then the arc γ unwraps around p_1 but it has to unwrap and exit the same way, and thus it cannot be tight. The remaining possibilities are that γ crosses again f^L leaving p_1 on the right hand side, or else that p_k is on the upper half-plane. \square

We can now verify that the untangling transformation $C_{p_1 p_k}$ permutes the punctures by bringing p_k on the position of p_1 and translates each other p_j onto the next p_{j+1} . Further, the image of the arc γ by means of the untangling braid has the following shape:

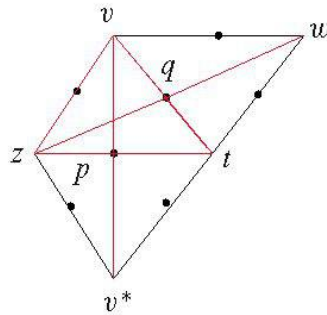


Thus γ_1 avoids the prong determined by f^L and f^R and belongs to the prong sitting on its left side (having f^L as edge). All punctures p_k but p_1 are still encountered by γ_1 . Moreover, the mapping class $C_{p_1 p_k}$ can be represented by a homeomorphism whose support is contained in a neighborhood of the graph of vertices p_j and edges $p_j p_{j+1}$. In particular, the arc γ_1 does not intersect any other edge of the triangulation which was not previously crossed by γ , because each p_j corresponds to an edge and the segment $p_j p_{j+1}$ lies in the interior of a triangle. This proves that γ_1 encounters precisely the punctures located at $p_2, p_2, \dots, p_k, \dots$ and avoids p_1 . This proves that $L(\gamma_1) < L(\gamma)$. \square

The arc γ_1 is then simpler than γ . If γ_1 is not yet straight with respect to its first triangle that it meets then we apply again Lemma 3.9 and use the associated untangling transformation in order to obtain the arc γ_2 . We continue this way by defining recurrently the arcs γ_{m+1} obtained by untangling γ_m .

Lemma 3.22. *After finitely many steps the arc γ_m is straight within the first triangle that it meets.*

Proof. At any step the length $L(\gamma_{m+1}) < L(\gamma_m)$. In particular for m large enough $L(\gamma_m) = 1$. This means that γ_m does not encounter any other punctures but the puncture that it contains. This puncture could belong to the opposite side of the vertex v , or else on a side of the prong containing γ_m . The arc γ continues after the puncture and reaches a vertex without crossing any other edge. This implies that the arc goes straight to the opposite vertex or else goes along one half-arc in an edge. Summing up, the arc γ has one of the shapes pictured in the figure below, namely: vpv^* , vqt , vpz , vpt , vqz , vqw . The first two arcs are straight.



We claim that none of the remaining arcs is admissible. Let us concentrate on the arc vpz . Since zpt is an edge of the triangulation obtained so far $\tilde{\tau}^*$, it is an admissible arc. Recall that the arc γ was an admissible arc within the finite polygon P with the property that all arcs outside P belong to τ_B^* . All flips and untangling transformations used up now are supported in P , which means that they do not touch any arc outside P . If vpz were an arc of some triangulation, this means that it is an arc of the triangulation obtained from τ^* by means of some flips and untangling transforms which aimed at combing it. Thus vpz would be an arc of a triangulation $\tilde{\tau}^*$ which differs from τ_B^* only within the polygon P . It makes sense therefore to consider the element of T^* which sends $\tilde{\tau}^*$ with the d.o.e. zpt onto the triangulation $\tilde{\tau}^*$ with the d.o.e. zpv . Recall now that elements of T^* are mapping classes of homeomorphisms supported in some finite polygon, which in this case is P . Further, any ideal arc η divides the compactified plane into two disks $D(\eta)^+$ and $D(\eta)^-$, each disk intersecting the polygon P inside a disk. Further a homeomorphism of P sending one ideal arc into another one should send $D(zpt)^+ \cap P$ onto $D(zpv)^+ \cap P$ and punctures onto punctures. This is a contradiction because the number of punctures of $D(zpt)^+ \cap P$ is at least one unit greater than the number of punctures inside $D(zpv)^+ \cap P$ since the former disk should contain the puncture q . This shows that zpv cannot be admissible. The same argument works for the other arcs. The only possibility for γ_n is to be either an edge vqt or a diagonal vpv^* , and thus is straight. \square

3.6.2. Straightening combed arcs. Let us consider the case when the arc γ is combed but it is not isotopic to the corresponding arc xy determined by its endpoints x, y in τ_B^* .

Suppose that γ belongs to a prong Q_1 contained in the triangle T_1 .

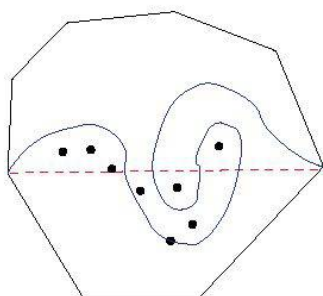
- (1) If $\gamma|T_1$ is not straight, then use the procedure from the previous section and find an untangling braid term that makes it straight.
- (2) If $\gamma|T_1$ is straight then,
 - (a) If T_1 is one of the two triangles containing xy then γ is isotopic to xy .
 - (b) Otherwise let f_1 be the edge opposite to the prong Q_1 to which γ belongs. Assume that we do a flip on f_1 , which changes the base triangulation but will *not* be recorded in the combing word. The effect of the flip is to split the prong Q_1 into two prongs of the new triangulation. We assume that Q_2 is the new prong to which γ belongs and T_2 is the triangle that it contains it. Then we iterate the procedure above.
- (3) The procedure stops when γ has been straightened and is isotopic to xy .

The word associated to the straightening procedure is the product of all untangling terms used. This is an element of B_∞ since γ is already combed.

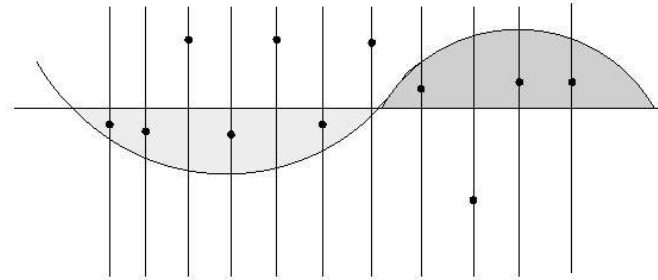
3.7. Complements on straightening arcs. There is also a *global* straightening procedure which works for any subarc (not only initial ones) of a given arc and for combed arcs as well. Suppose that γ has the endpoints $\gamma(0)$ and $\gamma(1)$ which determine the line segment $[\gamma] = \gamma(0)\gamma(1)$ which we call the shadow of γ . If γ is combed then its shadow is an edge of τ_P^* . If we are looking only to a subarc of γ which has to be straightened we will compare it with its shadow.

Recall that γ is oriented. It makes then sense to consider $L(\gamma)$ which is the set of punctures which are to the right of γ but to the left of $[\gamma]$, and similarly $R(\gamma)$ which is the set of punctures which are to the left of γ but to the right of $[\gamma]$. In order to define them properly let us consider the disks $D^+(\gamma)$ and $D^-(\gamma)$ bounded by γ and arcs of the boundary of P . Note also by $D^+([\gamma])$ and $D^-([\gamma])$ the respective disks in the case of $[\gamma]$. We assume that the positive disks lie on the left of the arc. Then $R(\gamma)$ is the set of punctures contained within $D^+(\gamma) - D^-([\gamma])$ and $L(\gamma)$ the set of those from $D^-(\gamma) - D^+([\gamma])$. Notice that the punctures of γ and $[\gamma]$ may be distinct. The punctures of $L(\gamma) \cup R(\gamma)$ will be labeled L and R respectively.

Remark that there exists a homeomorphism of the punctured polygon P^* which sends γ onto $[\gamma]$. This implies that $L(\gamma)$ has the same cardinality as $R(\gamma)$.



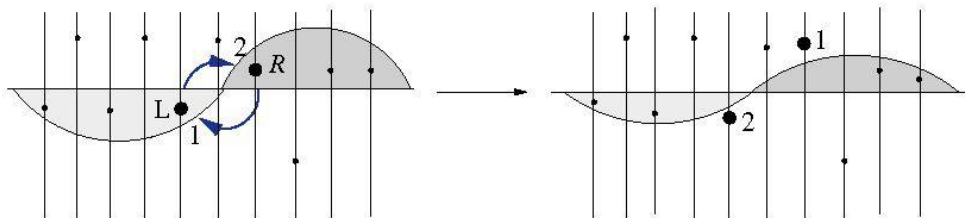
Then the arc γ can be seen as intersecting the ideal arcs in order (disregarding the position of the ideal arcs in the plane) some arcs might be crossed twice:



The punctures on crossed arcs which do not belong to $L(\gamma) \cup R(\gamma)$ will be called *remote* punctures.

The main idea of the simplification procedure is that once we have two consecutive connected regions, one from $D^+(\gamma) - D^-([\gamma])$ and the next one from $D^-(\gamma) - D^+([\gamma])$, we are able to simplify the arc γ . In our simplification the line segment $[\gamma]$ will be made curvilinear, but we ignore this in our drawings.

Here is a sample: consider a pair of punctures having different labels which are closest to each other, thus the arc γ does not meet but inert arcs in between. Assume that the first puncture is labeled R and the second L . One might assume that the inert punctures are far away in the plane. Consider the segment joining the two points and a small neighborhood of it, and further the braid twist which moves the two punctures clockwise by interchanging them. The effect of this move is as follows:



In order to express the braid twist as a product of braid generators of B_∞ one has to take care of the position of the inert punctures in the edges crossed by the segment relating the two punctures to be interchanged. If the left puncture is on the edge e and the right one on the edge f let e_1, e_2, \dots, e_p be the edges which are intersected by the arc γ . Since e and f are the closest possible then this sequence is made of distinct edges. We set then

$$C_{ef} = \sigma_{ee_1}^{-1} \sigma_{e_1e_2}^{-1} \dots \sigma_{e_{p-1}e_p}^{-1} \sigma_{e_p f}^{-1} \sigma_{e_{p-1}e_p} \dots \sigma_{e_1e_2} \sigma_{ee_1}.$$

Notice that the edges e_j and e_{j+1} are adjacent edges of the triangulation τ_B^* . The untangling factor C_{ef} will reduce the number of punctures in the two adjacent regions with different labels.

We continue to use inductive untangling terms for all punctures from L sitting on the left of the puncture which switched from L to R . These have as effect the

translation of that puncture on the leftmost side, where it becomes inert. In particular the arc γ becomes straight on the first quadrilateral that meets. Further we continue the same procedure for the next pair of punctures having different labels until one regions is empty. Remark that the procedure we describe is not canonical, other ways to switch the punctures might equally being used.

Let consider further the triangles T_3, T_4, \dots crossed by the arc γ , which are not necessarily distinct. Let also denote by $e = e_0, e_1, e_2, \dots$ the edges crossed by the arc γ in the order. The arc γ can cross once an edge e_N at its midpoint puncture, in the case when the puncture associated to γ is the same as the puncture on e_N . All the other intersections between γ and the edges e_j are different from the punctures, and thus it makes sense to say that γ intersects e_j to the left or to the right. Further γ crosses e_N both to the left and to the right.

Assume that γ goes to the left and it is nonstraight. Let e_j be the first edge so that γ intersects e_j to its right. According to our convention such a point exists always, but it might be the midpoint puncture of γ . We say that the punctures of e and of $f = e_j$ are conjugate along γ . Let σ_{ef} be the braiding of the punctures of e and f along the arc γ . We wish to exchange these two punctures by means of a braiding.

Let $S_{ef} = C_{ee_1}C_{e_1e_2} \dots C_{e_{j-1}f}$. We call S_{ef} the first untangling braid of the arc γ . By modifying the arc γ by means of an untangling braid we obtain an arc for which the cardinal of $L(\gamma)$ was decreased by one unit. Moreover, we have:

Lemma 3.23. *Let $\gamma' = S_{ef}\gamma$ be the image after the braid untangling. Then γ' is straight with respect to e .*

Proof. If γ' were nonstraight then this would mean that the first puncture near which γ' passed (namely the central puncture of the first quadrilateral Q which γ' intersects) would be in $L(\gamma) \cup R(\gamma)$. But we chose the untangling braid so that the central puncture in the first quadrilateral becomes remote. This implies the claim. \square

In particular, if the arc γ were not straight then we use first the braid untangling and further perform the flip like in Mosher's algorithm. We continue then with the same procedure until the arc is combed. When the arc is combed then we have to check whether it is straight. If not, then let us restart the straightening procedure once again and this time we use only untangling braid terms until we get stacked.

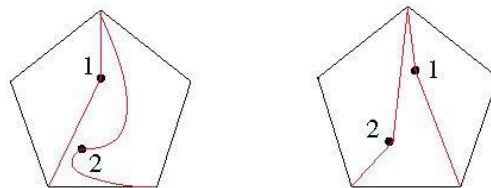
Lemma 3.24. *If γ is a combed arc which admits no untangling braids then γ is straight.*

Proof. This means that the sets $L(\gamma)$ and $R(\gamma)$ are empty, and thus we can use an isotopy keeping fixed the punctures which transforms γ into its shadow line segment. \square

This means that eventually we transformed the arc γ into an arc which belongs to τ_B^* .

3.8. Rectification of punctured triangulations. In the process of combing an arc we have to use flips which change the base (punctured) triangulation. In meantime the untangling braid factors do not affect the reference triangulation but only the arc to be straightened. However, suitable sequences of flips could lead to edges which are tangled. We would like to keep the reference triangulations as simple as possible in the process of combing in order to prevent them to have their edges too distorted. The way to do this is to rectify from time to time the triangulation. Notice that there is no analogous transformation in the case of the group T , since in that case the flip of a geodesic triangulation is still a geodesic triangulation, as two vertices define uniquely the segment joining them. In the punctured case we have to specify for any edge the corresponding puncture which belongs to it.

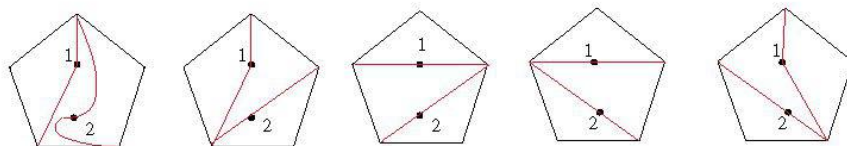
Let us give an example. It may happen that in the combing process we can obtain two different combinatorics of punctured triangulations of the pentagon, by choosing different locations for the interior punctures, as follows:



We have then to choose one triangulation which is allowed to appear in the combing process and discard the other one.

Specifically, for each triangulation τ (without punctures) we will choose a lift of it as a punctured triangulation τ^* , which will be called *admissible*. If τ is supported in the polygon P (thus it coincides with the Farey triangulation outside P) then we assume that τ_* has also the support in P . Moreover, we will ask that if $P \subset Q$ and $\tau_Q|_P = \tau_P$ then $\tau_Q^*|_P = \tau_P^*$. Eventually, we can choose the set of admissible triangulations τ^* so that all of them can be obtained from each other by using flips or some braid.

It is convenient to choose the set of admissible triangulations of a pentagon as follows:



Assume now that in the combing process at some step we modified the basic punctured triangulation by a sequence at flips and get δ^* which is not anymore admissible. Then there exists an unique admissible punctured triangulation τ^* which

defines the same subjacent triangulation as δ^* after dropping the punctures. There exists then an unique braid element in B_∞ which transforms δ^* into τ^* . We call it the *rectification (or correction) factor* and denote it Cor_P where P is the finite support of the triangulation. For example, in the picture above the braid which interchanges counter-clockwisely the punctures 1 and 2 is the correction factor sending the left side pentagon into the right side pentagon.

We will assume that after any flip we will look at the newly obtained triangulation. If this is admissible then we continue the straightening and combing. Otherwise, then we insert the correction factor which transform the intermediate triangulation into an admissible punctured triangulation.

3.9. The combing of T^* is asynchronously bounded

Rewriting the raw combing into the two-generator alphabet. We proceed now in the same way as we did in the case of the group T . Let $\zeta \in T^*$ be an element which is presented in the form of a couple of punctured triangulations (τ_B^*, τ_*) . The arcs from τ_* coincide with those from τ_B^* outside some finite punctured polygon P . We have an order on the finite set of arcs $\gamma_1, \dots, \gamma_N$ of τ_* which belong to P , and each arc is oriented.

We start to comb and straight the arc γ_1 . We record all transformations needed, namely the flips and the untangling braid terms, whose composition is X_1 . Notice that these transformations do not affect the complementary of the support polygon P . One γ_1 is simplified and thus transformed into an arc $X_1(\gamma_1)$ of τ_B^* we look upon the image of γ_2 under the transformation X_1 .

Use next the combing and straightening procedure for $X_1(\gamma_2)$. Recall that arcs are disjoint and thus all elements used in combing and straightening (flips and braids) $X_1(\gamma_2)$ are supported in the complement of $X_1(\gamma_1)$, in particular they do not alter this arc. If the composition of these elements is X_2 then $X_2 \circ X_1(\gamma_1) = X_1(\gamma_1)$ and $X_2 \circ X_1(\gamma_2)$ belongs to τ_B^* .

Further continue the same procedure for all arcs in P . Notice that an arc γ_k which belonged initially to τ_B^* will be left unchanged. This stops when all arcs from P and thus all arcs from τ^* have been simplified to arcs in τ_B^* .

The combing of ζ records the concatenation of sequences of flips, braid untanglings and correction factors used in X_1, X_2, \dots, X_N in order to transform τ_* into τ_B^* . This raw combing of T^* uses the infinite alphabet of all flips and all braid twists σ_{ef} , – where e and f are adjacent edges – from a suitable set of generators of B_∞ . Notice that the braid terms C_{pq} are canonically written as products of braid twists.

The second step consists of translating the raw combing into a combing based on the alphabet $\{\alpha_P^*, \beta_P^*\}$, which is the generator system for T^* . One possibility is to use the normal forms determined in [14] for the braid elements as words in α_P^*, β_P^* .

Another way to translate this is as follows. Recall that the generator σ_{ef} can be

expressed in a very simple form, according to the results from [15]. In fact, it can be verified that the braid generator $\sigma_{[02]}$ associated to the edge joining the punctures numbered 0 and 2 of the support of α_P^\star can be written as

$$\sigma_{[02]} = (\beta_P^\star \alpha_P^\star)^5.$$

In other words, if f is assumed to be the d.o.e. then σ_{ef} is either $(FR)^5$ or $(RF)^5$, depending on the relative position of e with respect to f (to its left side or to its right side, respectively).

Transfers for T^\star . Further, in order to get the word associated to the composition of two braids one needs to insert *transfers*, as we did when we translated the combing of T in the two-generator alphabet (see Section 2.4). Thus, when replacing in the product $\sigma_{ef}\sigma_{fg}$ each braid generator by the corresponding word in F, R we have to insert in between the transfer T_{gf} (also expressed as a word in F and R). It suffices to find explicit formulas for the transfers T_{fg} . However, the same formulas that we used in Section 3.4. for defining the transfer T_{fg} as a word in α, β can be used now for the transfer T_{fg}^\star , as a word in $\alpha_P^\star, \beta_P^\star$. This is a consequence of the following splitting result:

Lemma 3.25. *The surjection $T^\star \rightarrow T$ splits over $\mathrm{PSL}(2, \mathbb{Z})$ and thus we have a natural embedding $\mathrm{PSL}(2, \mathbb{Z}) \subset T^\star$.*

Proof. Since $\alpha_P^{\star 2}$ is of order two and β_P^\star is of order 3 in T^\star and their free amalgam $\langle \alpha_P^{\star 2} \rangle * \langle \beta_P^\star \rangle$ (which is $\mathrm{PSL}(2, \mathbb{Z})$) embeds into T , then it will be also embedded in T^\star , because T^\star surjects onto T . Thus we also have a natural embedding of $\mathrm{PSL}(2, \mathbb{Z})$ into T^\star given by α_P^\star and β_P^\star . \square

This procedure defines a combing for the group T^\star which uses the alphabet $\alpha_P^\star, \beta_P^\star$.

T^\star is asynchronously combable. We need to prove that the combing of T^\star defined above is asynchronously bounded. Actually the proof given in Section 2.5 for T can be adapted to T^\star with minor modifications. Since the form of the transfers is the same for T^\star and T , it suffices to look upon the way that the untangling braid and correction factors intervene in the combings.

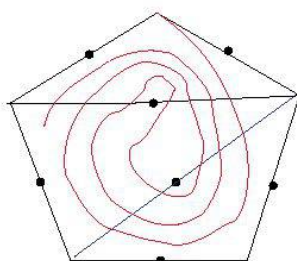
Recall that we have to compare the path combings associated to nearby elements of T^\star and thus to elements that differ from each other by a factor α_P^\star . Elements of T^\star are associated to triangulations. We have thus to make comparison between the combings simplifying the triangulations τ^\star and $\alpha\tau^\star$ in order to arrive at the same base triangulation τ_B^\star . Notice that this is the same to consider the pair of triangulations $(\tau_B^\star, \tau_\star)$ and $(\alpha^{-1}\tau_B^\star, \tau^\star)$. But this is the same as writing the simplification procedure

for a given triangulation τ^* with respect to two base triangulations τ_B^* and $F^{-1}\tau_B^*$. The advantage is that we can immediately see that the untangling braid factors needed are *almost* the same in the two cases and they depend mostly on the topology of the arc in the complementary of the punctures.

We have then to understand the following situation: we have a sequences of arcs $\gamma = \gamma_1, \gamma_2, \dots, \gamma_N$ that have to be straightened and combed with respect first to τ_B^* , and second to $F^{-1}\tau_B^*$. Then we have to compare the two combings and see whether they are at bounded asynchronous distance. We will analyze first the case of one arc γ and observe that after straightening and combing it, then the situation for the next arc γ_2 is similar, namely we will have to comb/straighten γ_2 with respect to two base triangulations that differ from each other by a flip. Notice that these new base triangulations have changed in meantime (several edges have been flipped in meantime and some braid corrections applied).

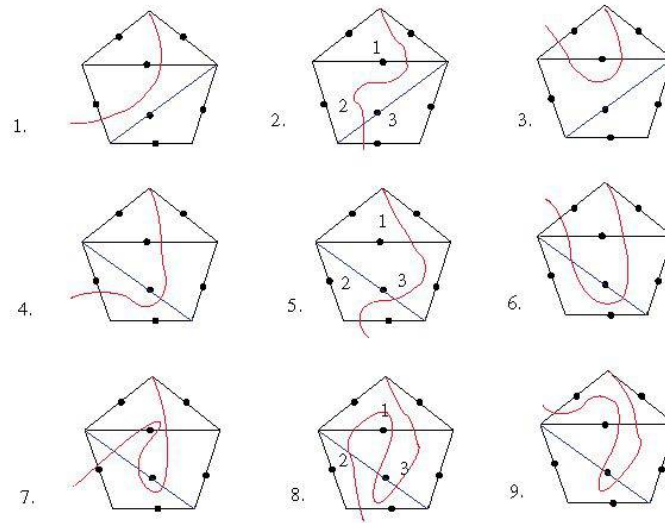
Let thus concentrate on the case where we deal with one arc γ . Going back to the proof concerning T we see that we shall understand what happens when the arc γ enters the quadrilateral Q_e (of τ_B^*) having the edge e as a diagonal, where e is the d.o.e. Then γ is issued from the vertex of a pentagon P containing Q_e . Moreover, the other triangulation $F^{-1}\tau_B^*$ corresponds to choosing the d.o.e. e^* .

The pentagon P contains two punctures in its interior, say p and q . The arc γ could first encircle the two punctures p and q a number of times and then exit along one side. Since the mapping class group of the twice punctured pentagon is \mathbb{Z} it follows that in the interior of P there is an unique configuration possible, namely:



Then one of the punctures p and q is conjugate to the first puncture that γ meets and thus the first untangling braid factor is σ_{pq}^k for some k . Thus we have to express this braid factor using the two possibilities for the d.o.e., namely e and e^* . Using one base triangulation we have $\sigma_{pq} = (FR)^5$ while in the other one it reads $\sigma_{pq} = (RF)^5$. This means that the two words which describe the respective untangling braids are $(FR)^{5k}$ and respectively $F^{-1}(FR)^{5k}F$, which are at bounded asynchronous distance for any k .

After untangling the arc γ we obtain an arc that encircles once either one, or both or else none of the two interior punctures and then exits along one side. Notice that the arc γ might return and run across P again. There are several cases to be taken into account (up to symmetry and the choice of the exit half-arc), as follows:

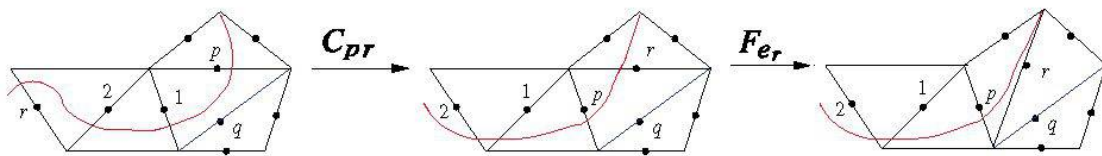


Remark that the cases 7–9 are obtained by a braiding from 1–3 and this braiding is the untangling factor in both situations, so that it suffices to check 1–6.

If the arc γ does not intersect neither e nor e^* , or both of them, then the untangling factors and corrections factors should be the same in both configurations.

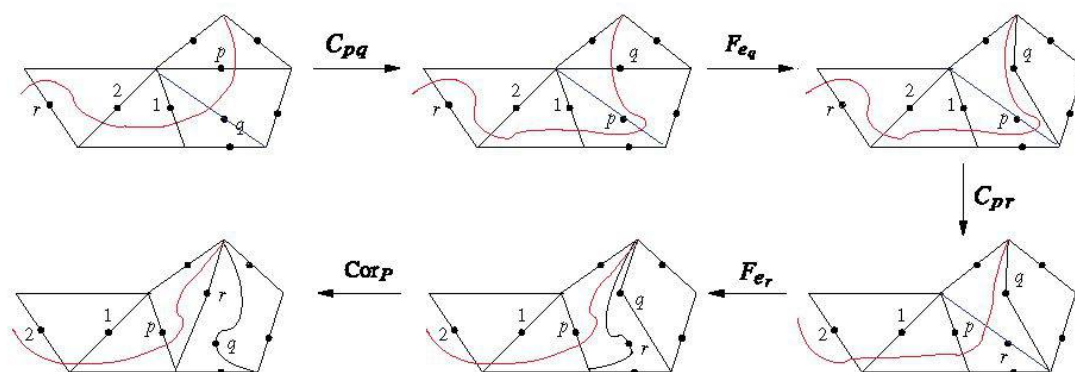
Let us analyze these cases one by one. We will describe the simplification procedure with respect to τ_B^* and then $F^{-1}\tau_B^*$ at each step.

- (1) (a) Assume that the arc γ exits the pentagon P after passing near the puncture 1 then encounters the punctures $2, 3, \dots, m$, and finally the puncture r which is conjugate to p . We suppose for the moment that γ does not return to the pentagon P . The straightening algorithm then for γ with respect to τ_B^* runs at follows. The first edge met by γ is e_p and this cannot be flipped. We compute the untangling braid C_{pr} which is the product of consecutive braid generators $\sigma_{rm}\sigma_{m-1}\dots\sigma_{21}\sigma_{1p}$. Untangle γ in order to be able to flip e_p and do the flip. The next edge is e_1 the edge containing 1 and we continue.



- (b) If we deal with the d.o.e. e^* then the straightening process is different. The first edge to be combed is e_p but the second one is e_q instead of e_1 which comes in third. Moreover, the first puncture conjugate to p is not anymore r but q . We have then to untangle the arc γ by using C_{pq} and then we can flip the first edge met by γ . The next edge to be flipped is e_1 . Moreover the puncture p (which is now located where q lived before) is conjugate to the same r as in the previous situation. We use then the untangling factor C_{pr} and then flip the edge e_r . We obtained two triangulations on the pentagon P , that obtained in the figure above

and the present one. We assumed that the former is admissible and so our present triangulation is not admissible and it has to be corrected by a factor Cor_P . The correction factor is actually the braid generator σ_{qr}^{-1} in this case.



The output of the two simplification procedures is almost the same in the two situations, namely the two final diagrams differ by only one flip on the edge F_{eq} located within the pentagon P . In particular the procedure will be from now on the same in both situations. Since we supposed that the arc does not enter again P then we get asynchronous boundedness on the second part.

The only trouble we had in the first part is that the puncture r might be far away, and thus we have to understand the distance between the combings when using the untangling procedure. However, the untangling factors are the same except for their last terms, and they are products of braid generators.

In order to apply a braid generator, say σ_{rm} we have to use the transfer of the d.o.e. e to the position e_m , then insert the classical braid generator $(RF)^5$ (or $(FR)^5$) and further come back using the inverse transfer $T_{em}e$. But the same procedure was used for dealing with flips instead of braids when we described the choice of transfer making far away flips be at asynchronous bounded distance in the two situations.

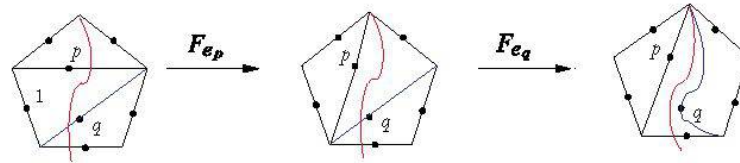
Recall that each untangling factor C_{pq} is a product of several copies of the standard braid generator $\sigma_{ef} = (RF)^5$ with the transfers T_{fg} . Moreover, the transfers used for the punctured case coincide with those for the group T . Thus, the two combings of nearby elements are obtained from the combings in T by inserting finitely many elements $(RF)^5$. In particular, since the combing of T is asynchronously bounded and we insert only elements of bounded length we obtain combing paths at asynchronously bounded distance.

The second problem that we might encounter is that the arc γ might return within P before reaching the first puncture conjugate to p . According to our disk lemma then γ will reenter the edge e_1 on the other side of the puncture e_1 . However, each new entrance in P will contribute to the first untangling factor

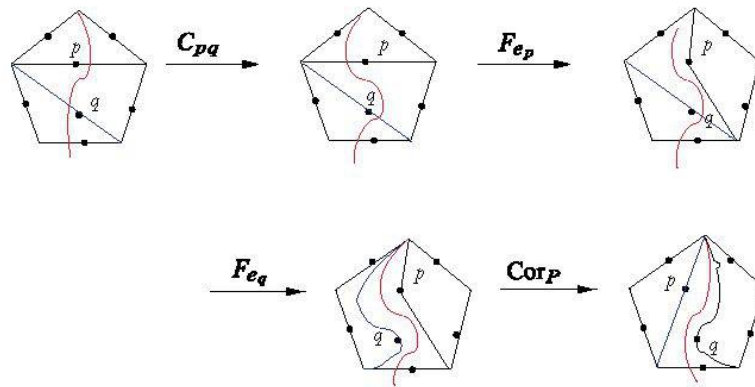
by a braid element which interchanges two punctures inside the pentagon. The words which describe the braid elements with respect to the two triangulations are conjugate to each other by a factor F . Therefore there is no problem in keeping them at asynchronous bounded distance.

For the remaining cases we will just picture the simplification steps within the pentagon P , until the moment from where the reductions are the same in both situations.

- (2) (a) Here is the first simplification for 2:



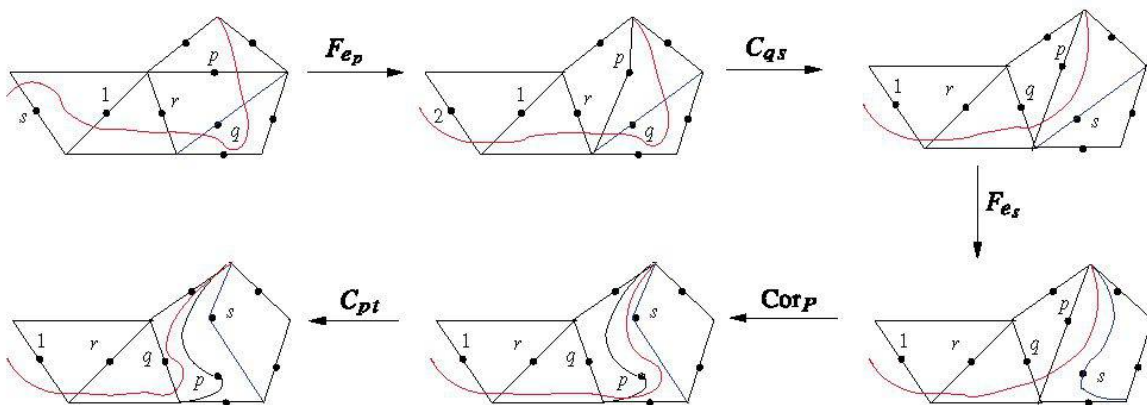
- (b) The simplification with respect to $F^{-1}\tau_B^*$:



- (3) In the case 3 the arc γ does not intersect neither e nor e^* . The simplifications will be therefore identical in the two situations.

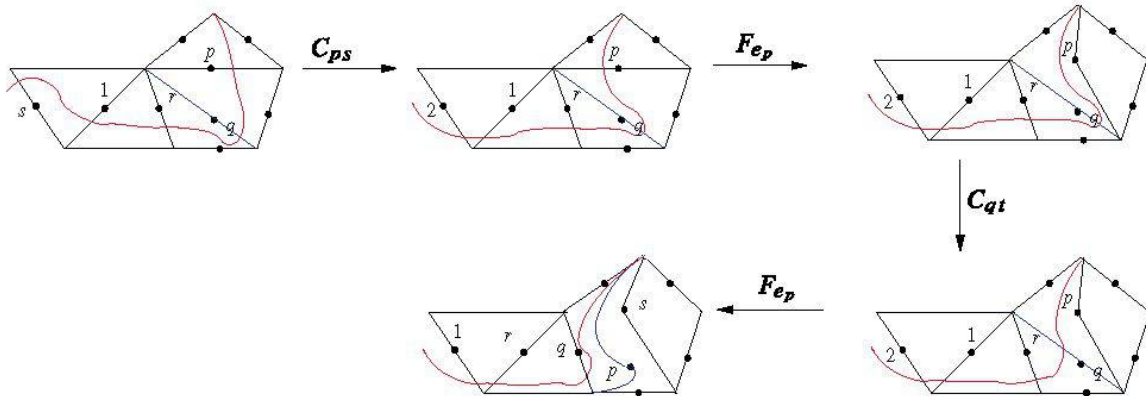
- (4) The case 4. We assume that q is conjugate to some puncture s .

- (a) Here is the first simplification for 4:



where t is the puncture conjugate to p at the fifth stage.

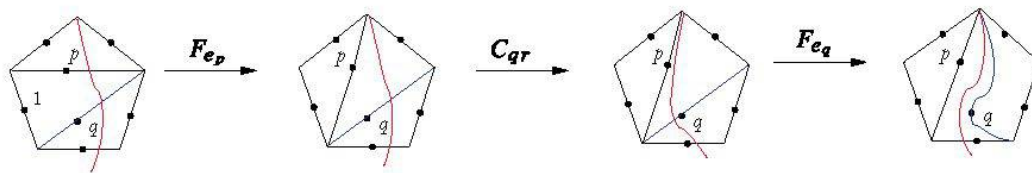
(b) The simplification with respect to $F^{-1}\tau_B^*$:



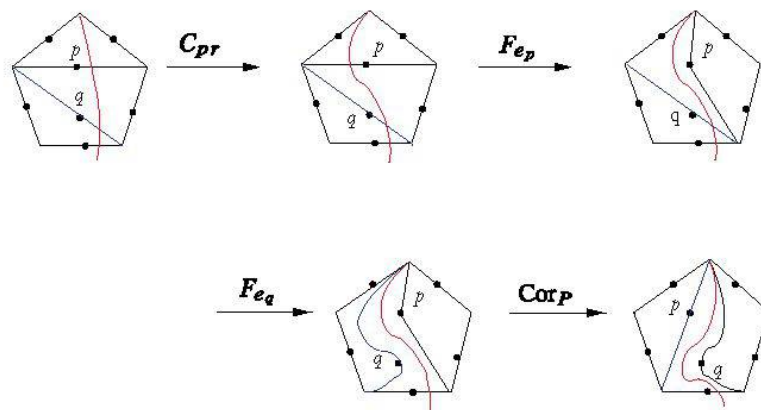
Remark that at the third step the puncture q is conjugate to the same puncture t which appeared above.

(5) The case 5.

(a) Here is the first simplification for 5:

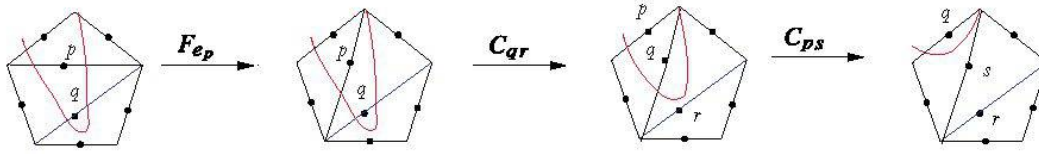


(b) The simplification with respect to $F^{-1}\tau_B^*$:

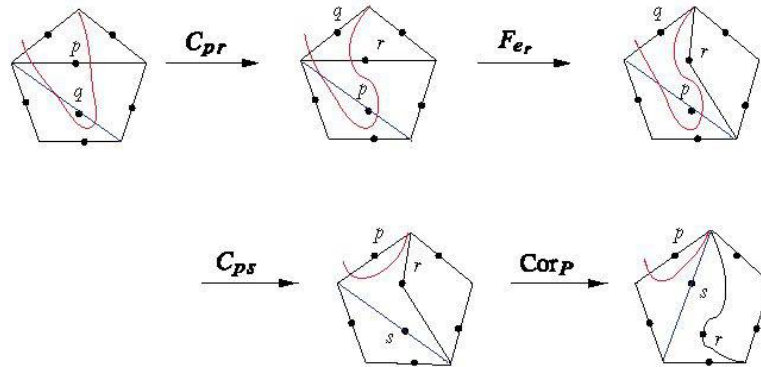


Remark that p is conjugate to the same puncture r that appeared above.

(6) Last simplification for 6: (a) The first situation is below:



(b) The simplification with respect to $F^{-1}\tau_B^*$:



This analysis shows that the combing that we defined is asynchronously bounded, as claimed.

3.10. The departure function. The combing that we defined has not a departure function. In fact, let us assume that the Mosher combing consists of two flips which are located on nearby edges f_1, f_2 , which are far away from the d.o.e. e . Our procedure amounted to translate the sequence F_{f_1}, F_{f_2} into $T_{e,f_1}, F, T_{f_1^*,e}, T_{e,f_2}, F, T_{f_2^*,e}$. However, if f_1 and f_2 are nearby edges then the transfers T_{e,f_1^*} and T_{e,f_2} are paths having in common a large part of their initial segments. Furthermore, the modified transfers will also be kept at finite distance one from the other along this initial segment. This will contradict the departure function condition since one finds a long path having the shape of a back and forth path in the Cayley graph.

This is however the only accident that might occur. In fact let us assume that whenever we have two consecutive transfers $T_{f_1,e}T_{e,f_2}$ in the translation of Mosher's combing then we simplify it. This means that we consider the geodesics joining e to f_1 and respectively f_2 and drop their common part. We obtain then a word which is actually the representative of T_{f_1,f_2} , and whose terms of the form aa^{-1} have been cancelled. The combing so obtained is called the reduced combing of T^* .

Proposition 3.26. *The reduced combing is still asynchronously combable and moreover it has a departure function.*

Proof. The reduced combing just cancelled the terms of the form aa^{-1} and so the asynchronous combability is preserved.

We claim first that if τ_1 and τ_2 agree outside the ball $B(r)$ of radius r (of the dual tree) and their d.o.e. lay within $B(r)$ then any time that $\tau_1, \dots, \mu, \dots, \tau_2$ appears as a chain in the combing of some element of T then any intermediary triangulation μ should agree with τ_i outside the ball of radius r . Since there are finitely many triangulations of the polygon with $3 \cdot 2^r$ sides (corresponding to the ball $B(r)$ by duality) we find that the length of such a chain is bounded by a function on r . In particular if the length of such a chain is bigger than that function then τ_i should be distinct outside the ball of radius r . However if we want to modify the standard triangulation by means of an element of T written as a word w in α, β then the newly obtained triangulation coincide with the former outside the ball of radius $|w| + 1$, where $|w|$ denotes the length of the word w . In particular the element $(\tau_1, \tau_2) \in T$ should have length at least $r - 1$ and so the elements (τ, τ_1) and (τ, τ_2) are at distance $r - 1$ far apart in the Cayley graph. This will prove therefore that the reduced combing of T has a departure function.

The proof of our claim is at follows. Each chain in a combing is made of transfers and flips. If there exists a transfer going outside the ball of radius $B(r)$ then either there exists a flip at the end of the transfer or else there exists a transfer going back. However any time that we used a flip, this is done for combing, and thus the edge remains flipped until the combing terminates. Thus τ_2 should contain the edge flipped outside $B(r)$ which is a contradiction. The other possibility was to have a transfer that goes out of $B(r)$ and then enters again $B(r)$, but this is impossible since the ball in the tree are convex with respect to the (modified) transfers. This means that two edges e, f lying inside $B(r)$ are joined by a modified transfer which does not affect the complementary of $B(r)$. The last possibility is that we have a composition of two transfers that go outside the ball and then come back. This is impossible since then we should have a common part in the two transfers, but our reduction procedure cancelled such terms.

The claim holds true also for punctured triangulations, when dealing with the group T^* . However it does not imply directly the existence of the departure function since the number of punctured triangulations of a given polygon is infinite. In meantime our hypothesis should be stronger. The punctured triangulations are not only agreeing outside $B(r)$ but also inside the ball $B(r)$ they do not differ too much from each other, in order to be close in the Cayley graph. This means that one obtains τ_2 from τ_1 by means of a sequence of abstract combings and a braid action, where the braid is viewed as an element of T^* of bounded length (say N) as a word in α^*, β^* . Since the number of abstract triangulations of the polygon with $3 \cdot 2^r$ sides is finite and the length of the braid is less than N we find that the length of a chain joining τ_1 to τ_2 in a combing process is bounded in terms of r, N . \square

References

- [1] J. M. Alonso, Combing of groups. In *Algorithms and classification in combinatorial group theory* (G. Baumslag, C. F. Miller III, eds.), Berkeley 1989, Math. Sci. Res. Inst. Publ. 23, Springer-Verlag, New York 1992, 165–178. [Zbl 0763.57001](#) [MR 1230633](#)
- [2] J. Birman, K. H. Ko, and S. J. Lee, A new approach to the word and conjugacy problems in the braid groups. *Adv. Math.* **139** (1998), 322–353. [Zbl 0937.20016](#) [MR 1654165](#)
- [3] N. Brady, Sol geometry groups are not asynchronously automatic. *Proc. London Math. Soc.* (3) **83** (2001), 93–119. [Zbl 1017.20024](#) [MR 1829561](#)
- [4] M. R. Bridson, On the geometry of normal forms in discrete groups. *Proc. London Math. Soc.* (3) **67** (1993), 596–616. [Zbl 0792.20036](#) [MR 1238046](#)
- [5] M. R. Bridson, Combing of semidirect products and 3-manifold groups. *Geom. Funct. Anal.* **3**(1993), 263–278. [Zbl 0783.20020](#) [MR 1215781](#)
- [6] M. G. Brin, The algebra of strand splitting. I. A braided version of Thompson’s group V. *J. Group Theory* **10** (2007), 757–788. [Zbl 1169.20021](#) [MR 2364825](#)
- [7] M. G. Brin, The algebra of strand splitting. II. A presentation for the braid group on one strand. *Internat. J. Algebra Comput.* **16** (2006), 203–219. [Zbl 1170.20306](#) [MR 2217649](#)
- [8] K. S. Brown, Presentations for groups acting on simply-connected complexes. *J. Pure Appl. Algebra* **32** (1984), 1–10. [Zbl 0545.20022](#) [MR 0739633](#)
- [9] J. W. Cannon, W. J. Floyd, and W. R. Parry, Introductory notes on Richard Thompson’s groups. *Enseign. Math.* **42** (1996), 215–256. [Zbl 0880.20027](#) [MR 1426438](#)
- [10] P. Dehornoy, Geometric presentations for Thompson’s groups. *J. Pure Appl. Algebra* **203** (2005), 1–44. [Zbl 1150.20016](#) [MR 2176650](#)
- [11] P. Dehornoy, The group of parenthesized braids. *Adv. Math.* **205** (2006), 354–409. [Zbl 1160.20027](#) [MR 2258261](#)
- [12] D. B. A. Epstein, J. W. Cannon, D. F. Holt, S. V. F. Levy, M. S. Paterson, and W. P. Thurston, *Word processing in groups*. Jones and Bartlett Publishers, Boston, MA, 1992. [Zbl 0764.20017](#) [MR 1161694](#)
- [13] D. S. Farley, Finiteness and CAT(0) properties of diagram groups. *Topology* **42** (2003), 1065–1082. [Zbl 1044.20023](#) [MR 1978047](#)
- [14] L. Funar and C. Kapoudjian, On a universal mapping class group in genus zero. *Geom. Funct. Anal.* **14** (2004), 965–1012. [Zbl 1078.57021](#) [MR 2105950](#)
- [15] L. Funar and C. Kapoudjian, The braided Ptolemy-Thompson group T^* is finitely presented. *Geom. Topol.* **12** (2008), 475–530. [Zbl 1187.20029](#) [MR 2390352](#)
- [16] L. Funar and C. Kapoudjian, An infinite genus mapping class group and stable cohomology. *Commun. Math. Phys.* **287** (2009), 787–804. [Zbl 05789915](#) [MR 2486661](#)
- [17] R. Geogheghan, *Topological methods in group theory*. Grad. Texts in Math. 243, Springer-Verlag, New York 2008. [Zbl 1141.57001](#) [MR 2365352](#)
- [18] S. M. Gersten, Finiteness properties of asynchronously automatic groups. In *Geometric group theory* (Columbus, 1992), Ohio State Univ. Math. Res. Inst. Publ. 3, de Gruyter, Berlin 1995, 121–133. [Zbl 0849.20025](#) [MR 1355107](#)

- [19] S. M. Gersten and H. Short, Small cancellation theory and automatic groups II. *Invent. Math.* **105** (1991), 641–662. [Zbl 0734.20014](#) [MR 1117155](#)
- [20] E. Ghys and V. Sergiescu, Sur un groupe remarquable de difféomorphismes du cercle. *Comment. Math. Helv.* **62** (1987), 185–239. [Zbl 0647.58009](#) [MR 0896095](#)
- [21] P. Greenberg and V. Sergiescu, An acyclic extension of the braid group. *Comment. Math. Helv.* **66** (1991), 109–138. [Zbl 0736.20020](#) [MR 1090167](#)
- [22] R. I. Grigorchuk, V. V. Nekrashevich, and V. I. Sushchanskii, Automata, dynamical systems and infinite groups. *Proc. Steklov Inst. Math.* **231** (2000), 134–214. [Zbl 1155.37311](#) [MR 1841755](#)
- [23] V. Guba, Polynomial isoperimetric inequalities for Richard Thompson’s groups F , T , and V . In *Algorithmic problems in groups and semigroups* (Lincoln, NE, 1998), Trends Math., Birkhäuser, Boston, MA, 2000, 91–120. [Zbl 1044.20504](#) [MR 1750493](#)
- [24] V. Guba, The Dehn function of Richard Thompson’s group F is quadratic. *Invent. Math.* **163** (2006), 313–342. [Zbl 1166.20024](#) [MR 2207020](#)
- [25] V. Guba and M. Sapir, Diagram groups. *Mem. Amer. Math. Soc.* **130** (1997), no. 620. [Zbl 0930.20033](#) [MR 1396957](#)
- [26] M. Imbert, Sur l’isomorphisme du groupe de Richard Thompson avec le groupe de Ptolémée. In *Geometric Galois actions, 2*, London Math. Soc. Lecture Notes Ser. 243, Cambridge University Press, Cambridge 1997, 313–324. [Zbl 0911.20031](#) [MR 1653017](#)
- [27] C. Kapoudjian, From symmetries of the modular tower of genus zero real stable curves to an Euler class for the dyadic circle. *Compositio Math.* **137** (2003), 49–73. [Zbl 1042.14007](#) [MR 1981936](#)
- [28] C. Kapoudjian and V. Sergiescu, An extension of the Burau representation to a mapping class group associated to Thompson’s group T . In *Geometry and dynamics*, Contemp. Math. 389, Amer. Math. Soc., Providence, RI, 2005, 141–164. [Zbl 1138.20040](#) [MR 2181963](#)
- [29] P. Lochak and L. Schneps, The universal Ptolemy–Teichmüller groupoid. In *Geometric Galois actions, 2*, London Math. Soc. Lecture Note Ser. 243, Cambridge University Press, Cambridge 1997, 325–347. [Zbl 0935.20026](#) [MR 1653018](#)
- [30] R. C. Lyndon and P. E. Schupp, Combinatorial group theory. *Ergeb. Math. Grenz.* 89, Springer-Verlag, Berlin 1977. [Zbl 0368.20023](#) [MR 0577064](#)
- [31] L. Mosher, Mapping class groups are automatic. *Ann. of Math.* (2) **142** (1995), 303–384. [Zbl 0867.57004](#) [MR 1343324](#)
- [32] G. A. Niblo and L. D. Reeves, The geometry of cube complexes and the complexity of their fundamental groups. *Topology* **37** (1998), 621–633. [Zbl 0911.57002](#) [MR 1604899](#)
- [33] R. C. Penner, Universal constructions in Teichmüller theory. *Adv. Math.* **98** (1993), 143–215. [Zbl 0772.30040](#) [MR 1213724](#)
- [34] R. C. Penner, The universal Ptolemy group and its completions. In *Geometric Galois actions, 2*, London Math. Soc. Lecture Notes Ser. 243, Cambridge University Press, Cambridge 1997, 293–312. [Zbl 0983.32019](#) [MR 1653016](#)
- [35] V. Sergiescu, Graphes planaires et présentations des groupes de tresses. *Math. Z.* **214** (1993), 477–490. [Zbl 0819.20040](#) [MR 1245207](#)

- [36] D. Sleator, R. E. Tarjan, and W. P. Thurston, Rotation distance, triangulations, and hyperbolic geometry. *J. Amer. Math. Soc.* **1**(1988), 647–681. [Zbl 0653.51017](#) [MR 0928904](#)
- [37] B. Wiest, Diagram groups, braid groups, and orderability. *J. Knot Theory Ramifications* **12** (2003), 321–332. [Zbl 1089.20023](#) [MR 1983088](#)

Received December 12, 2007; revised March 26, 2009

Louis Funar, Institut Fourier BP 74, UMR 5582, Université Grenoble I, 38402 Saint-Martin-d'Hères cedex, France

E-mail: funar@fourier.ujf-grenoble.fr

Christophe Kapoudjian, Laboratoire Emile Picard, UMR 5580, Université Paul Sabatier – Toulouse 3, 118 route de Narbonne, 31062 Toulouse cedex 4, France

E-mail: ckapoudj@math.univ-toulouse.fr