

Zeitschrift: IABSE congress report = Rapport du congrès AIPC = IVBH
Kongressbericht

Band: 13 (1988)

Artikel: Ice: a future structural material of the North?

Autor: Glockner, Peter G. / Szyszkowski, Walerian

DOI: <https://doi.org/10.5169/seals-12973>

Nutzungsbedingungen

Die ETH-Bibliothek ist die Anbieterin der digitalisierten Zeitschriften auf E-Periodica. Sie besitzt keine Urheberrechte an den Zeitschriften und ist nicht verantwortlich für deren Inhalte. Die Rechte liegen in der Regel bei den Herausgebern beziehungsweise den externen Rechteinhabern. Das Veröffentlichen von Bildern in Print- und Online-Publikationen sowie auf Social Media-Kanälen oder Webseiten ist nur mit vorheriger Genehmigung der Rechteinhaber erlaubt. [Mehr erfahren](#)

Conditions d'utilisation

L'ETH Library est le fournisseur des revues numérisées. Elle ne détient aucun droit d'auteur sur les revues et n'est pas responsable de leur contenu. En règle générale, les droits sont détenus par les éditeurs ou les détenteurs de droits externes. La reproduction d'images dans des publications imprimées ou en ligne ainsi que sur des canaux de médias sociaux ou des sites web n'est autorisée qu'avec l'accord préalable des détenteurs des droits. [En savoir plus](#)

Terms of use

The ETH Library is the provider of the digitised journals. It does not own any copyrights to the journals and is not responsible for their content. The rights usually lie with the publishers or the external rights holders. Publishing images in print and online publications, as well as on social media channels or websites, is only permitted with the prior consent of the rights holders. [Find out more](#)

Download PDF: 02.07.2025

ETH-Bibliothek Zürich, E-Periodica, <https://www.e-periodica.ch>

Ice: A Future Structural Material of the North?

La glace: un matériau futur de construction pour le Nord

Eis: ein zukünftiger Baustoff für den Norden?

Peter G. GLOCKNER

Prof. of Civil and Mechanical Eng.
University of Calgary
Calgary, AB, Canada



Born in Hungary, Dr. Glockner came to Canada in 1949. He obtained his B.Eng. from McGill, and further degrees in the U.S. For over 30 years he has taught at universities in Alberta and acted as a consultant. He has over 250 publications.

Walerian SZYSZKOWSKI

Assoc. Prof. of Mechanical Eng.
University of Saskatchewan
Saskatoon, SK, Canada



After graduation in 1974, Dr. Szyszkowski taught and did research at the Technical University of Warsaw. In 1982 he came to The University of Calgary and in August 1986 took up his present position. His research area is solid/applied mechanics.

SUMMARY

A nonlinear 3-dimensional constitutive model describing the behaviour of ice, including its three creep stages, its strain softening at constant strain rate and its tensile brittleness, is briefly reviewed. The properties of reinforced ice, with spun fibreglass yarn as reinforcement, are sketched and a possible use for it in constructing reinforced ice domes indicated.

RÉSUMÉ

Cette contribution décrit une loi tridimensionnelle et non-linéaire du comportement de la glace, en incluant les trois phases de fluage, la relaxation sous l'effet d'un raccourcissement à vitesse constante et la fragilité en traction. Sont également décrites les caractéristiques de la glace armée de fibres de verre et une application pour la construction de coques en glace.

ZUSAMMENFASSUNG

Ein kurzer Überblick über ein nichtlineares dreidimensionales Stoffgesetz für Eis wird gegeben, der dessen Materialeigenschaften, einschließlich der drei Kriechphasen, des Dehnungserweichens unter konstanter Dehngeschwindigkeit und der Zugsprödigkeit beschreibt. Die Eigenschaften von mit Glasfaserzwirn bewehrtem Eis werden beschrieben und eine mögliche Anwendung für Eisschalenbau aufgezeigt.



1. INTRODUCTION

The demand for improved performance characteristics of common structural materials under increasingly stringent/hostile environments has resulted in research and development work leading to completely new structural materials or to significant improvements in their mechanical, chemical, electrical or transmissivity properties. For example, mechanical alloys have been produced which have ultimate/yield strength characteristics far superior to those produced by traditional thermal/chemical processes. Fibre reinforced plastics and resins, new and improved ceramics and various other new or improved materials are increasingly used in the latest products of microelectronics and other branches of technology.

The need for more economical and improved materials also forces us to look at traditional materials available abundantly in nature to see whether they can be used and/or their use increased. One abundant material in cold regions is ice which has been studied extensively by engineers and physicists, establishing its crystal structure and its physical properties [1-3]. Less attention has been paid to its mechanical/strength characteristics and its behavioural features which affect its use as a structural material [7,8].

This paper briefly sketches a constitutive model which describes the characteristic features of ice behaviour [4-6], including the three-stage creep under constant stress, strain-softening under constant strain-rate, and its brittleness. Stress-strain nonlinearities and hereditary effects are also included. Next properties of reinforced ice are briefly reviewed. The reinforcing is spun fibreglass yarn. As a possible application of ice as a structural material, the construction of reinforced ice domes, using a novel construction/erection technique whereby water is sprayed onto an inflatable [7-9], is sketched.

The aim of the paper, thus, is to give a brief review of information available on this abundant and potentially important material thereby, hopefully, fostering further research and bringing about its acceptance as a common structural material with an accompanying substantial increase in its use. Is this a 'challenge' for structural engineers during the last decade of this millennium and the first years of the 21st century?

2. A UNIFIED CONSTITUTIVE MODEL FOR ICE

From a structural viewpoint ice exhibits the full range of features characteristic of structural materials, the most important of which are elasticity, viscosity and brittleness. Experiments indicate that the effects of viscosity manifest themselves in strain hardening during the primary creep stage, strain softening at advanced stages of deformation and partial recovery after unloading. A well-known property of ice is its brittleness in tension leading to stress-anisotropy at advanced stages of deformation. The constitutive model sketched here simulates all of these significant features of ice behaviour. It is of the hereditary type and is chosen with two primary objectives in mind: 1. The number of material parameters contained in the model must be 'reasonable' and 'determinable' from experimental data; 2. A resulting theory using this constitutive model must be 'tractable' and 'calculable' by means of some reasonable effort.

In view of these objectives each of the material parameters used in our constitutive law should have specific physical meaning. The stress-anisotropy/brittleness feature is handled by introducing a damage function which is assumed to be tension stress dependent and is intended to simulate internal microcracking. The Volterra-type integrals are treated approximately by means of a nonlinear Kelvin body with some imposed similarity conditions [6].

On the basis of experimental data from tests on 'laboratory' ice, the following general characteristics are assumed in modelling ice behaviour: 1. A linear

instantaneous response, typical of the behaviour of linearly elastic isotropic materials. 2. Material isotropy, extending and being acceptable for some range into the viscous deformation, including the primary and secondary creep stages. 3. Isotropy terminating with the appearance of microcracking at some advanced stage of deformation, a stage which can be related to the start of the accelerating/third phase of creep. 4. The accelerating creep stage for compression may be rather long while for tension this stage may disappear almost completely, leading to very rapid fracture. All of these features are indicated schematically on Figure 1 for uniaxial tests in tension and compression.

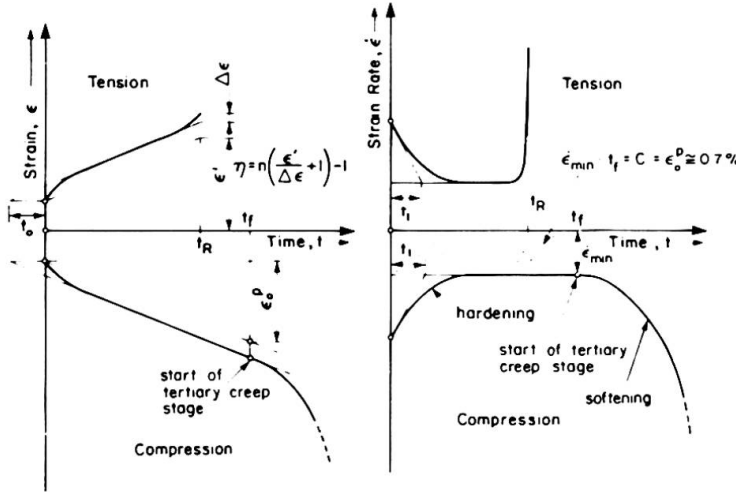


Fig 1 Some Characteristic Features for Tension and Compression Creep Test Curves of Ice

2.1 The Constitutive Model

Starting from a general uniaxial strain/stress relation for time-dependent materials, a three-dimensional nonlinear constitutive law, simulating the above-listed characteristic features of ice, was derived in [6], expressing the strain rate, $\dot{\epsilon}_{ij}$ in the form

$$\dot{\epsilon}_{ij}(t) = \dot{\epsilon}_{ij}^e + \dot{\epsilon}_{ij}^r + \dot{\epsilon}_{ij}^p \quad (1)$$

where the elastic, reversible and permanent viscous strain rate portions $\dot{\epsilon}_{ij}^e$, $\dot{\epsilon}_{ij}^r$, $\dot{\epsilon}_{ij}^p$ are given, respectively, by

$$\dot{\epsilon}_{ij}^e = \frac{1}{E_0} [(1+\mu)\dot{\sigma}_{ij} - \mu\dot{\sigma}_{kk}\delta_{ij}]; \quad \dot{\epsilon}_{ij}^p = \frac{1}{v_2} \left[\frac{\tilde{\sigma}_{ij}(t)}{1-\omega(t)} \right]^n \cdot \{1+\alpha \left[\frac{\epsilon_{ef}^p(t)}{\epsilon_0^p} - 1 \right]^a\} \quad (2a,b)$$

$$\dot{\epsilon}_{ij}^r = \frac{1}{v_1} \frac{d}{dt} \int_0^t [\tilde{\sigma}_{ij}(\tau)]^n \cdot j(t-\tau) d\tau; \quad \frac{dj}{dt} < 0; \quad j(0) = 1; \quad j(t) \Big|_{t \rightarrow \infty} \rightarrow 0 \quad (2c)$$

and where E_0 and μ are Young's modulus and Poisson's ratio, respectively, n , v_1 , v_2 and the $j(t)$ function are used in describing the first two stages of creep, with the latter (function) being (approximately) characterized by the stress-independent parameters t_0 and t_1 (see Fig. 1) while α , a and ϵ_0^p are material constants chosen to help define the tertiary compressive creep phase. The 'effective' viscous stress, $\tilde{\sigma}_{ij}$, is given in terms of the stress deviator, s_{ij} and its second invariant S , by

$$\tilde{\sigma}_{ij} = s_{ij} \left\{ \frac{3}{2} \left| \frac{S}{s_{ij}} \right|^{n-1} \right\}^{1/n}; \quad s_{ij} = \sigma_{ij} - \frac{1}{3} \sigma_{kk} \delta_{ij}; \quad S^2 = \frac{3}{2} s_{ij} s_{ij} \quad (4a,b,c)$$

where δ_{ij} denotes the Kronecker delta and where $\epsilon_{ef}^p(t) = \left[\frac{2}{3} \epsilon_{ij}^p \epsilon_{ij}^p \right]^{1/2}$.

The damage function, $\omega(t)$, is assumed to be tensile stress dependent so that the damage rate, $\dot{\omega}(t)$, assumed to be a function of the 'true' stress and the current damage, can be written in the form [6]

$$\dot{\omega}(t) = K \left| \frac{\sigma_{\max}}{1-\omega} \right|^\Gamma \cdot \frac{1}{(1-\omega)^{\eta-\Gamma}} \quad (5)$$

where K , Γ and η are three material parameters required in defining the tensile tertiary creep stage and where σ_{\max} denotes the largest tensile stress and is assumed to be zero for compression. From Fig. 1 we note that η represents the ductility of ice at/near brittle failure. For $\sigma_{\max} = \sigma_0 = \text{const}$, one can integrate Equ. (5) to obtain an expression involving the rupture time, t_R , (for

which $\omega = 1$) in the form $(1+\eta)Kt_R\sigma_o^\Gamma = 1$, which allows determination of K and Γ from a log-log plot of t_R vs σ_{\max} .

Note that this constitutive law was derived by assuming, 1) the viscous nonlinearity of the material in the form of a power law (Norton's law), defined by n ; 2. microcracking/anisotropy affects only the permanent and not the reversible viscous strain rate. Note also that $\dot{\epsilon}_{ij}^e$ and $\dot{\epsilon}_{ij}^p$ are functions of the current stress rate, $\dot{\sigma}_{ij}$, and the current stress, σ_{ij} , respectively, while $\dot{\epsilon}_{ij}^r$ is a function of the entire stress history. Equ. (1) can be obtained, formally, by postulating the existence of a scalar functional, $P(\sigma_{ij})$, with the physical meaning of a complementary power potential [6].

Reducing our constitutive law, Equ. (1), to the uniaxial case and using numerical values for the thirteen material parameters, as given in [6], we simulated the behaviour of ice under constant stress (creep), under constant strain rates and under loading/unloading conditions and compared our predictions with experimental data, as shown on Fig. 2. As one can see, this constitutive model

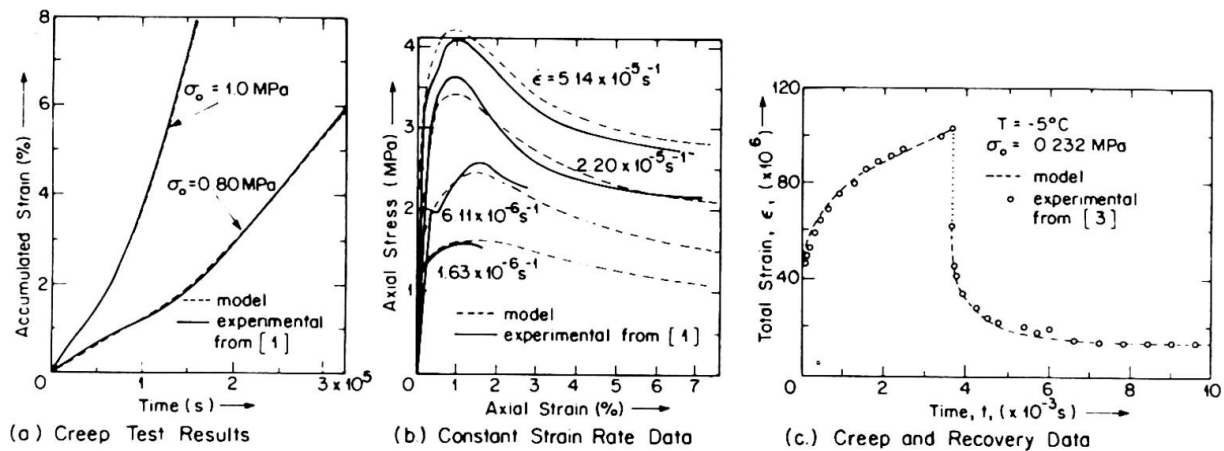


Fig. 2 Comparison of Model Predictions with Experimental Data for Ice

simulates the characteristic behavioural features of ice, including creep at advanced stages of deformation, strain softening and recovery upon unloading, quite well. The model can also be used in formulating a von Kármán-type nonlinearly viscous plate theory which was used to predict the time-deflection-strain-stress behaviour of a long ice plate undergoing cylindrical bending and subjected to uniform compressive stresses applied along its longitudinal edges [6] (see Fig. 3).

3. REINFORCED ICE AND A POSSIBLE USE

If ice is to become a widely used structural material its tensile and flexural strength, like that of concrete, will have to be enhanced by suitable/economical reinforcement. Unfortunately, there is no commonly known/adopted reinforcing material for ice at the present time. When we first thought of reinforcing ice [7-9] various materials, including wire and nylon string were considered. In the end, we decided to use spun fibreglass yarn (#ECG 150-4/8) with an average diameter of 0.87 mm and a specified average breaking strength of 570 N. This material was used in all reinforced ice samples and in the construction of reinforced ice domes. Results from tensile tests on 3 pieces of spun fibreglass yarn are shown in Fig. 4a. The load-strain curve is initially very flat but becomes linear at higher loads with a modulus of elasticity (approximately) of 42 GPa when the nominal diameter of the yarn is used in calculating stress.

The yarn was used to reinforce tensile test specimen formed in a specially fabricated mold. The test series included 15 specimens with different amounts

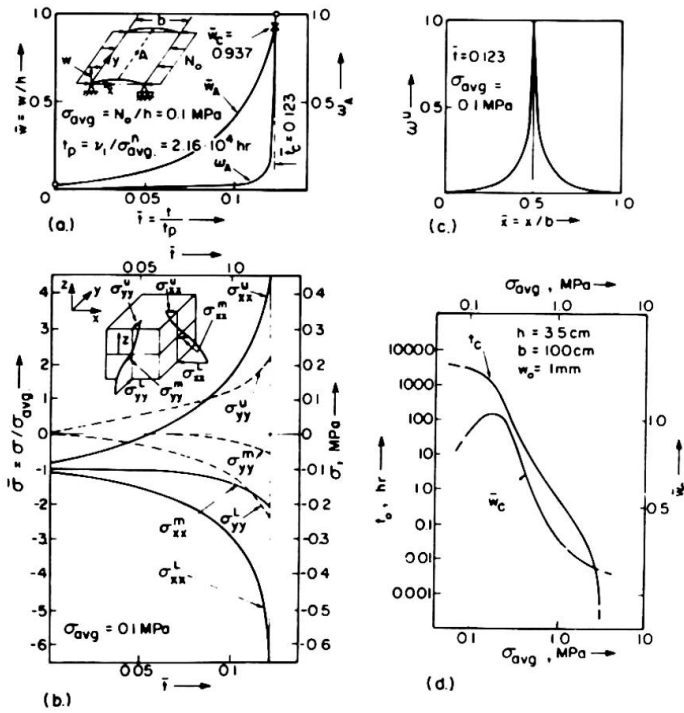


Fig. 3 Some Numerical Results for Ice Plate

of yarn. As one can see (Fig. 4b), for plain ice the 'initial cracking stress' was also the ultimate stress, while for the reinforced specimen, the reinforcement inhibited initiation/propagation of cracking, as a result of which the initial tensile cracking stress was increased by approximately 25% as compared to that for the unreinforced specimen.

A possible area of application of reinforced ice is in the construction of temporary and semi-permanent enclosures for shelters, storage areas, repair and workshops along pipeline right-of-ways, and/or enclosures at mining and exploration sites. Reinforced ice domes may even be suitable for covering/enclosing recreational areas in northern communities. Since cold regions are often rather inaccessible, a construction/erection procedure was suggested [7-9] whereby water is sprayed onto an inflatable, below

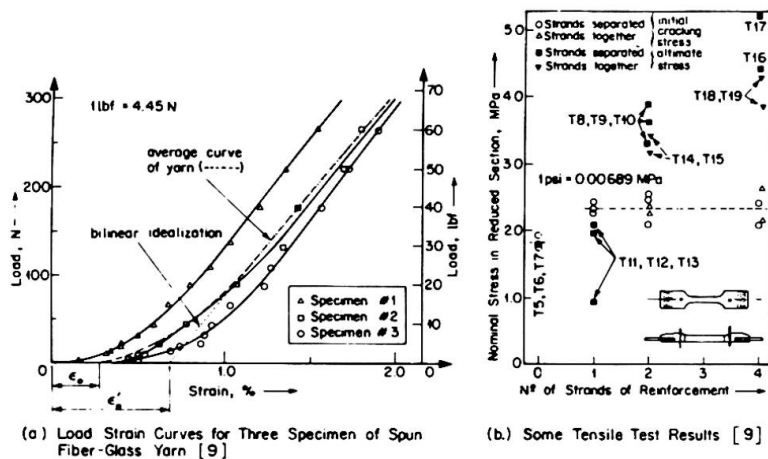


Fig. 4 Some Test Data on Reinforced Ice and the Ice Dome

freezing temperature, to form a reinforced ice dome. A number of model ice domes were constructed at The University of Calgary using this erection technique [9]. A network of spun fibreglass yarn was used as reinforcement to inhibit thermal cracking.

Dome #2 is shown in Fig. 4c partially loaded. The useful life-span of such domes, naturally, depends not only on the state of stress in the structure, but also on any imperfections present and on the environmental conditions, particularly the temperature.



(c) Ice Dome N°2



4. CONCLUSIONS

From our analytical and experimental studies to date, it is apparent that reinforced ice can become a useful structural material for cold regions. Spun fibreglass yarn may have potentials as reinforcement for ice. Further tests are required to determine the properties of the composite and the effectiveness of the reinforcement which may be enhanced by pretensioning.

Tests on small-scale reinforced ice domes indicate that spraying water onto an inflatable may be a practical and economical erection technique for such structures.

Before ice is accepted as a common structural material, more tests and analytical investigations will have to be carried out in order to gain a better understanding of its behaviour, particularly its response to multi-axial stress and to temperature variations.

REFERENCES

1. Mellor, M., Cole, David M., "Stress/Strain/Time Relations for Ice Under Uniaxial Compression", *Cold Regions Sci. and Technol.*, 6, 1983, pp. 207-230.
2. Jacka, T.H., "The Time and Strain Required for Development of Minimum Strain Rates in Ice", *Cold Regions Sci. and Technol.*, 8, 1984, pp. 261-268.
3. Ting, S.K., Sunder, S.S., "Constitutive Modelling of Sea Ice with Applications to Indentation Problems", M.I.T., CSEOE Report No. 3, Oct. 1985.
4. Szyszkowski, W., Dost, S. and Glockner, P.G., "A Nonlinear Constitutive Model for Ice", *Int. J. Solids Structures*, 21, No. 3, 1985, pp. 307-321.
5. Szyszkowski, W. and Glockner, P.G., "Modelling the Time-Dependent Behaviour of Ice", *Cold Regions Science and Technology*, 11, 1985, pp. 3-21.
6. Szyszkowski, W. and Glockner, P.G., "On a Multiaxial Constitutive Law for Ice", *Mechanics of Materials*, 5, 1986, pp. 49-71.
7. Glockner, P.G., "Reinforced Ice Domes: Igloos of the 21st Century?", *Proc. on "HOUSING: The Impact of Economy and Technology"*, Pergamon Press, 1981, pp. 887-908.
8. Stanley, R.G. and Glockner, P.G., "The Use of Reinforced Ice in Constructing Temporary Enclosures", *Marine Science Communications*, 1, No. 6, 1975, pp. 447-462.
9. Stanley, R.G., "An Experimental Investigation of Reinforced Ice Domes", M.Sc. Thesis, Dept. of Civil Engineering, The University of Calgary, Nov. 1975.
10. Stanley, R.G. and Glockner, P.G., "Some Properties of Reinforced Ice", *Proc. Conf. on Materials Engineering in the Arctic*, M.B. Ives (ed.), ASM, Metals Park, Ohio, 1977, pp. 29-35.
11. Szyszkowski, W. and Glockner, P.G., "Modelling the Mechanical Properties of Ice", *Proc. Sixth Int. Offshore Mechanics and Arctic Eng. Symp.*, 4, V.J. Lunardini et al (eds.), American Society of Mechanical Engineers, 1987, pp. 159-165.

ACKNOWLEDGEMENTS

The results presented here were obtained in the course of research sponsored by the Natural Sciences and Engineering Research Council of Canada, Grant No. A-2736.