

Zeitschrift: IABSE congress report = Rapport du congrès AIPC = IVBH
Kongressbericht

Band: 10 (1976)

Artikel: Minimum weight plastic design of regular rectangular plane frames

Autor: Nakamura, Tsuneyoshi

DOI: <https://doi.org/10.5169/seals-10509>

Nutzungsbedingungen

Die ETH-Bibliothek ist die Anbieterin der digitalisierten Zeitschriften auf E-Periodica. Sie besitzt keine Urheberrechte an den Zeitschriften und ist nicht verantwortlich für deren Inhalte. Die Rechte liegen in der Regel bei den Herausgebern beziehungsweise den externen Rechteinhabern. Das Veröffentlichen von Bildern in Print- und Online-Publikationen sowie auf Social Media-Kanälen oder Webseiten ist nur mit vorheriger Genehmigung der Rechteinhaber erlaubt. [Mehr erfahren](#)

Conditions d'utilisation

L'ETH Library est le fournisseur des revues numérisées. Elle ne détient aucun droit d'auteur sur les revues et n'est pas responsable de leur contenu. En règle générale, les droits sont détenus par les éditeurs ou les détenteurs de droits externes. La reproduction d'images dans des publications imprimées ou en ligne ainsi que sur des canaux de médias sociaux ou des sites web n'est autorisée qu'avec l'accord préalable des détenteurs des droits. [En savoir plus](#)

Terms of use

The ETH Library is the provider of the digitised journals. It does not own any copyrights to the journals and is not responsible for their content. The rights usually lie with the publishers or the external rights holders. Publishing images in print and online publications, as well as on social media channels or websites, is only permitted with the prior consent of the rights holders. [Find out more](#)

Download PDF: 05.07.2025

ETH-Bibliothek Zürich, E-Periodica, <https://www.e-periodica.ch>

Minimum Weight Plastic Design of Regular Rectangular Plane Frames

Calcul plastique pour un poids minimum de cadres plans rectangulaires

Plastische Bemessung auf Minimalgewicht für rechteckige, ebene Rahmen

TSUNEYOSHI NAKAMURA

Associate Professor

Department of Architecture, Kyoto University
Kyoto, Japan

1. INTRODUCTION

Structural engineers have been concerned more with practical computational techniques for optimum structural designs than with theoretical results. On the other hand, scientific investigations on optimality criteria and optimal structures have been carried out mostly by researchers in the field of structural or applied mechanics. These two approaches are mutually compensating in order to develop more rational methods of structural designs.

The introductory report by A.B.Templeman has been primarily concerned with the hierarchy of optimum structural design problems and the corresponding computational techniques. Reference is made in his report to the linear theory of minimum weight plastic design and to the advantage of linear programming. It should also be recognized that the theoretical results on optimality criteria and optimal structures not only have the scientific significance but also lay the foundations and stimulate new ideas for developing practical computational techniques.

The purpose of this discussion is to call attention to the recent results [2-10] by the author and his colleagues on some general solutions derived analytically in closed forms to the problems of minimum weight plastic design of regular rectangular plane frames of practical interest and then to point out the theoretical and practical significances of those solutions.

2. FRAME MOMENT FOR REGULAR RECTANGULAR FRAME

Fig.1 shows a regular rectangular plane frame and one set of vertical and lateral design loads. The geometrical regularity in such a frame not only is reflected in design loads but also characterizes its structural behaviors and optimal plastic designs. In many practical design problems, the story shear resultant increases rapidly from the top floor toward lower stories as compared with the variation of vertical gravity loads. In those countries where frames must withstand against strong-motion earthquakes and strong gusts, *fairly large* lateral design loads are assigned. Under these circumstances, the first step of analytical treatment of a Foulkes-type problem is to assume an extremely deteriorated collapse mecha-

Fig.1
Regular
rectangular
frame

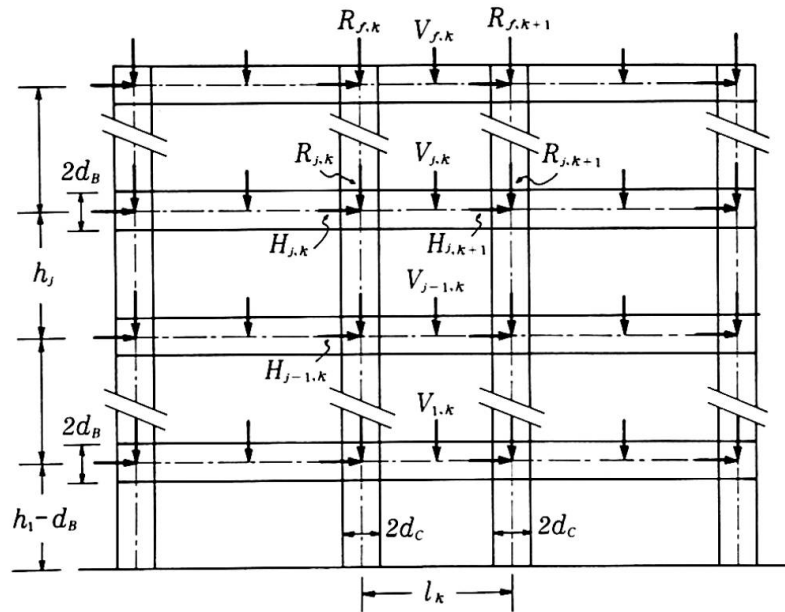
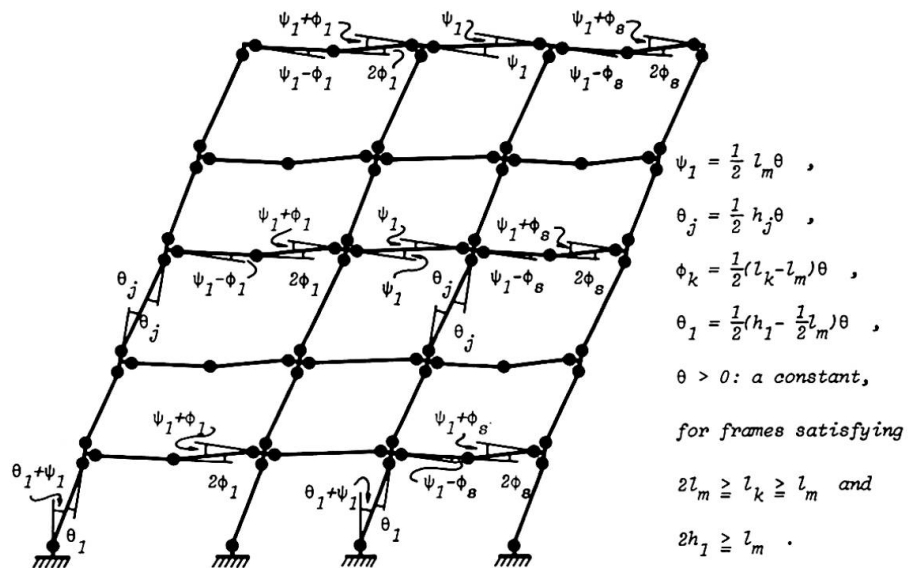


Fig.2
A Foulkes
mechanism
for
regular
rectangular
frame



nism shown in Fig.2, in which *simple* plastic hinges have formed at almost all the potentially critical sections except at the midspan sections of some particular bay(s) to be found as a part of the solution. Fig.3 shows that the corresponding bending moment diagram at plastic collapse may be conceived as the result of two-fold superpositions of decomposed diagrams. Each decomposed diagram is such that the moment equilibrium is maintained at the four corners with the same absolute value in the manner shown in Fig.3. This equal corner moment associated with this elementary moment diagram is called a "frame moment". A restricted minimization may then be carried out analytically in terms of the frame moments, and some statical conditions are derived under which the assumed bending moment diagram corresponds indeed to a general solution. It is then shown that the Foulkes mechanism condition can also be satisfied for a class of frames satisfying two simple geometrical conditions as shown in Fig.2.

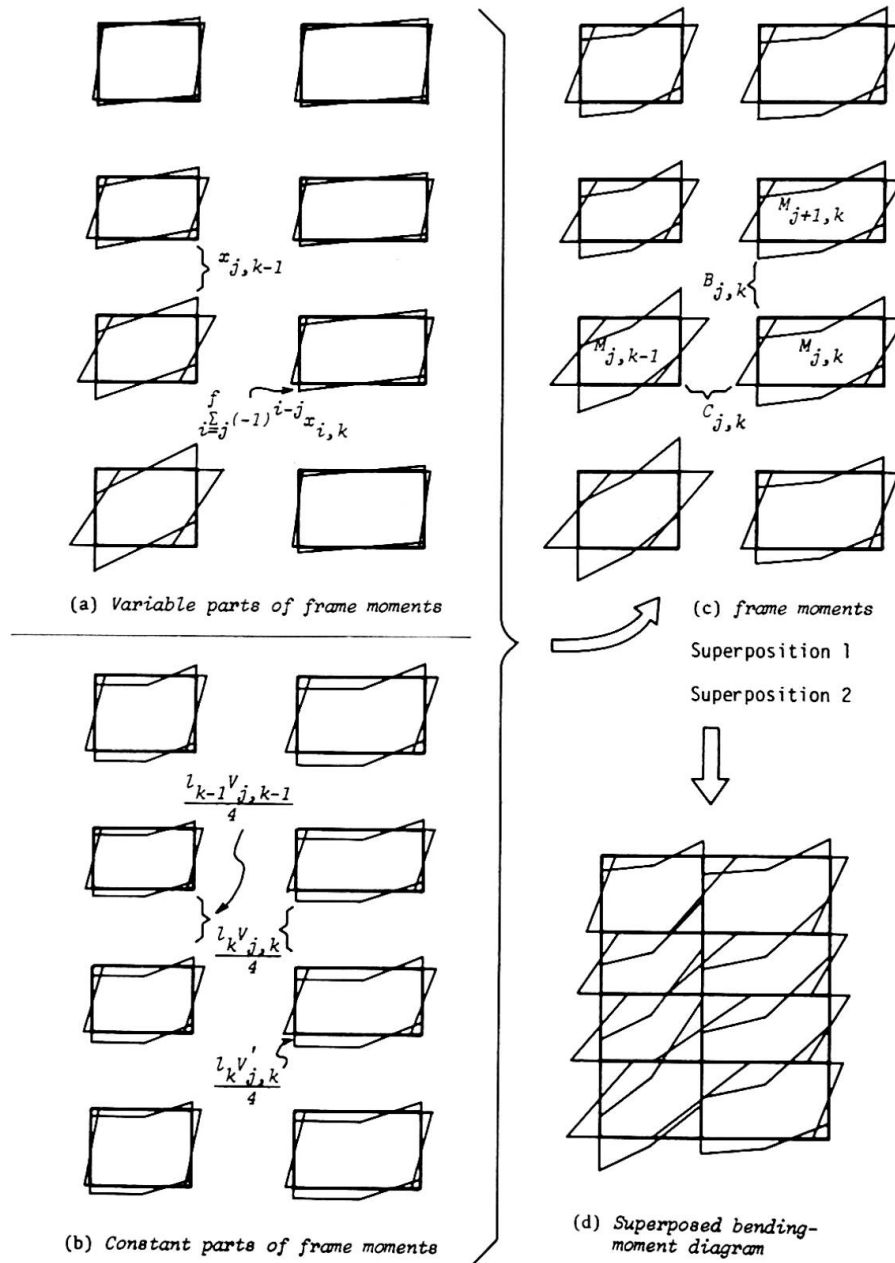


Fig.3
Frame
moments
and
two-fold
superposition
procedure

3. APPLICATION OF FRAME MOMENT DECOMPOSITION TECHNIQUE

The two general solutions mutually exclusive and compensating on a design chart [2] not only clarify the general features of the classes of the minimum weight designs, but also provide a basis on which some modified general solutions can be derived to problems formulated more realistically by incorporating the axial force-bending moment interaction yield conditions for idealized beams and columns [3] shown in Fig.4. Fig.5 shows a part of modified Foulkes mechanism in a theory [4] in which only the idealized columns are required to satisfy the interaction yield condition shown in Fig.4. The regularity in the frame geometry enables one again to derive the general solutions and the statical and geometrical conditions analytically in closed forms [3, 4].

For the problem where reaction constraints have been incorporated within the framework of Foulkes' theory, a *bay shear distribution law* has been derived in [5] also on the basis of the concept of the frame moment and of the afore-mentioned two-fold superposition procedure.

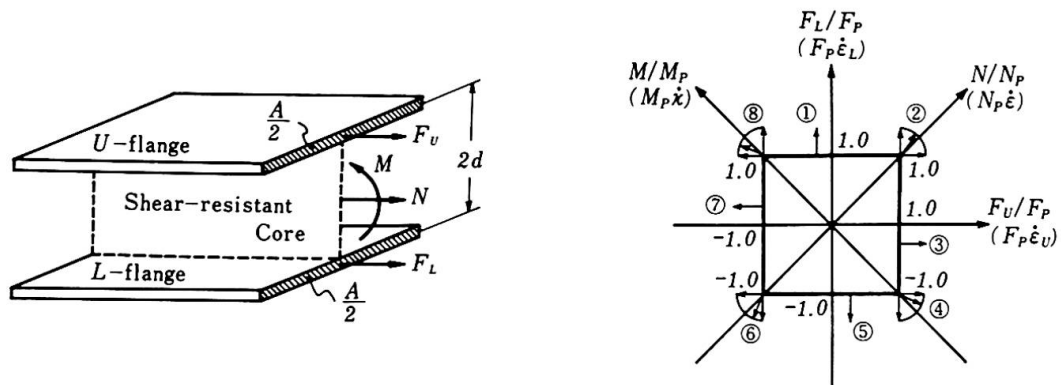


Fig.4 Axial Force-Bending Moment Interaction Yield Condition for an Idealized Sandwich Member

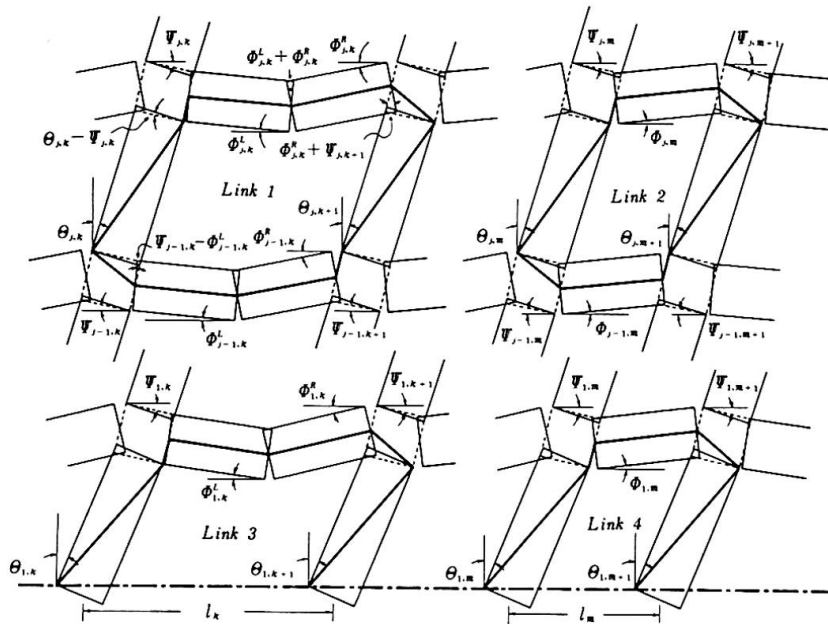


Fig.5
A modified
Foulkes
mechanism

For the problem of multi-story multi-span frames to be designed for five sets of design loads, a kinematical restricted maximization procedure has been developed in [6] by combining the primal-dual method of LP with a semi-inverse approach similar to [2]. Some general solutions have thereby been derived analytically in closed forms. Fig.6 shows a portal frame obeying an idealized interaction yield condition and subjected to two sets of design loads. Fig.7 shows a fundamental design chart for this frame. This chart together with the theory in [7] constitutes the foundation for a possible analytical attempt of incorporating the result of [3] and [4] in [6].

4. SIGNIFICANCE OF THE CLOSED FORM GENERAL SOLUTIONS

The theoretical significance of these general solutions are now obvious. Each general solution provides a basis for developing practically useful general solutions to problems of more realistic formulations, though some modifications may become necessary for the topmost few stories. The afore-mentioned results may be said to provide ample grounds for the fruitfulness of this successive refining process.

For practical application, these solutions must first be modified for the effect of inelastic stability and member design requirements. The author and his colleagues have already clarified to a certain extent through numerical large-deflection analyses that minimum weight frames can indeed withstand against static al-

Fig.6
Portal frame
and
the two design
loads

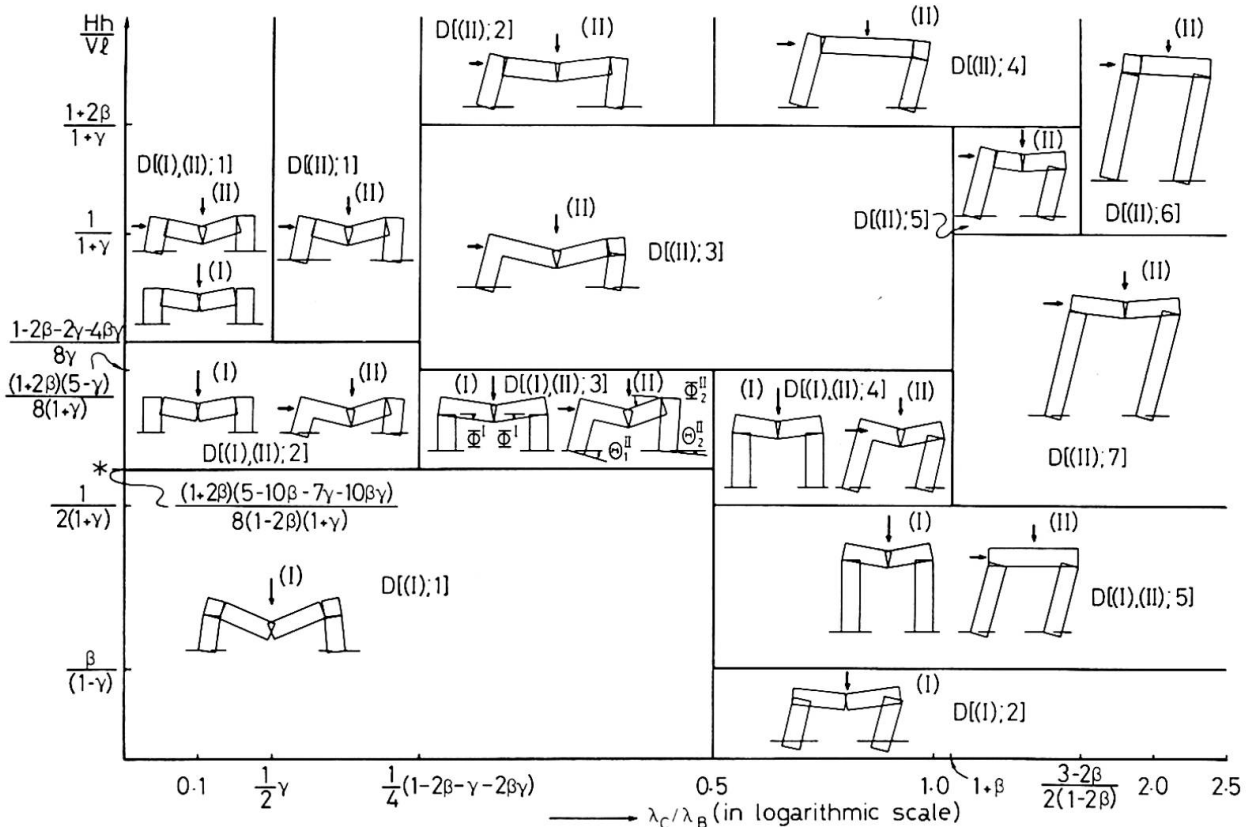
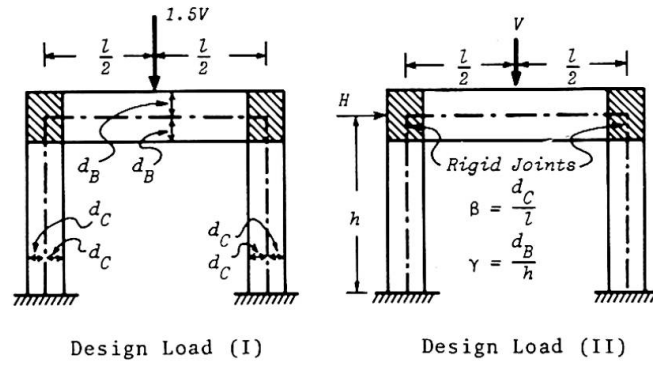


Fig.7 Design chart for a portal frame subjected to two sets of design loads

ternating lateral loads [8] and strong-motion earthquake disturbances [9] and are not particularly imperfection sensitive [10]. It should also be noted that the afore-mentioned solutions are the necessary consequences of the one-sided optimization using an approximate "failure" design criterion aside from the "serviceability" design criterion to be satisfied in practice.

Yet it can be said that the afore-mentioned solutions have the following significances: (i) they clarify the intrinsic features of the minimum weight plastic designs of regular rectangular frames at various levels considerably well; (ii) they will provide good initial solutions, if properly incorporated in a program, to start a numerical search for an optimal solution under additional constraints and may also be utilized as some standards for program verification. (iii) It may be well expected that the closed form solutions will be useful for seeking for optimum span length combinations analytically.

REFERENCES

- [1] A.B.Templeman, "Optimization Concepts and Techniques in Structural Design," *Introductory Report of Tenth Congress of IABSE (1976)*, 41-60, 1975.
- [2] R.Tanabashi & T.Nakamura, "The Minimum Weight Design of a Class of Tall Multi-story Frames Subjected to Large Lateral Forces," *Transactions of Architectural Inst. Japan*, Part I, No.118, Dec.1965 & Part II, No.119, 37-44, Jan. 1966. Also *Proc. 15th Japan National Congr. Appl. Mech.*, 72-81, 1965.
- [3] Y.Yokoo, T.Nakamura & M.Keii, "The Minimum Weight Design of Multi-story Building Frames based upon the Axial Force-Bending Moment Interaction Yield Condition," *Proc. 1973 IUTAM Symp. Optimization in Structural Design, (Warsaw)*, 497-517, Springer, 1975.
- [4] Y.Yokoo, T.Nakamura & Y.Takenaka, "Effect of Column Axial Forces on Minimum Weight Plastic Designs of Multi-story Multi-span Frames," *Summaries of Technical Papers for 1976 Meeting of Archit. Inst. Japan*, 853-854.
- [5] T.Nakamura & T.Nagase, "The Minimum Weight Design of Multi-story Multi-span Plane Frames Subject to Reaction Constraints," To be published in *J. Structural Mechanics*, Vol.4, No.3, 1976.
- [6] T.Nakamura & T.Nagase, "Minimum Weight Plastic Design of Multi-story Plane Frames for Five Sets of Design Loads," *Preliminary Report of Tenth Congress of IABSE (1976)*, 109-114, May 1976.
- [7] Y.Yokoo, T.Nakamura & M.Yamaji, "Minimum Weight Plastic Design of Frames for Two Loading Conditions based upon Interaction Yield Condition," *Summaries of Technical Papers for 1976 Meeting of Archit. Inst. Japan*, 857-858.
- [8] Y.Yokoo, T.Nakamura, S.Ishida & T.Nakamura, "Cyclic Load-deflection Curves of Multi-story strain-hardening Frames Subjected to Dead and Repeated Alternating Loadings," *Pre. Rep. IABSE Symp. RESISTANCE AND ULTIMATE DEFORMABILITY OF STRUCTURES ACTED ON BY WELL-DEFINED REPEATED LOADS*, 81-87, Lisboa, 1973.
- [9] R.Tanabashi, T.Nakamura & S.Ishida, "Gravity Effect on the Catastrophic Dynamic Response of Strain-hardening Multi-story Frames," *Proc. 5th World Conference Earthquake Engng.*, Vol.2, 2140-2151, 1973.
- [10] O.Ohta, T.Nakamura & S.Ishida, "Collapse Behavior and Imperfection Sensitivity of Minimum Weight Plastic Frames," *Summaries of Technical Papers at 1974 Annual Meeting of Architectural Inst. Japan*. 753-754, 1974.

SUMMARY

The frame moment decomposition technique due to the author and its applications to several more realistically formulated problems have been briefly described. The theoretical and practical significances of the analytical approach to the minimum weight plastic design problems have been explained in reference to the papers by the author.

RESUME

On décrit la méthode de décomposition des moments du cadre, proposée par l'auteur, et ses applications pratiques. La valeur théorique et pratique de cette méthode de calcul plastique, pour un poids minimum, est discutée.

ZUSAMMENFASSUNG

Die vom Autor entwickelte Methode der Momentenzerlegung sowie deren praktische Anwendungsmöglichkeiten werden beschrieben. Der theoretische und praktische Wert dieser Methode der plastischen Bemessung auf Minimalgewicht wird untersucht.