

Zeitschrift: Botanica Helvetica
Herausgeber: Schweizerische Botanische Gesellschaft
Band: 95 (1985)
Heft: 1

Artikel: Some life history strategies and population structure in asexually reproducing plants
Autor: Urbanska, Krystyna M.
DOI: <https://doi.org/10.5169/seals-66503>

Nutzungsbedingungen

Die ETH-Bibliothek ist die Anbieterin der digitalisierten Zeitschriften auf E-Periodica. Sie besitzt keine Urheberrechte an den Zeitschriften und ist nicht verantwortlich für deren Inhalte. Die Rechte liegen in der Regel bei den Herausgebern beziehungsweise den externen Rechteinhabern. Das Veröffentlichen von Bildern in Print- und Online-Publikationen sowie auf Social Media-Kanälen oder Webseiten ist nur mit vorheriger Genehmigung der Rechteinhaber erlaubt. [Mehr erfahren](#)

Conditions d'utilisation

L'ETH Library est le fournisseur des revues numérisées. Elle ne détient aucun droit d'auteur sur les revues et n'est pas responsable de leur contenu. En règle générale, les droits sont détenus par les éditeurs ou les détenteurs de droits externes. La reproduction d'images dans des publications imprimées ou en ligne ainsi que sur des canaux de médias sociaux ou des sites web n'est autorisée qu'avec l'accord préalable des détenteurs des droits. [En savoir plus](#)

Terms of use

The ETH Library is the provider of the digitised journals. It does not own any copyrights to the journals and is not responsible for their content. The rights usually lie with the publishers or the external rights holders. Publishing images in print and online publications, as well as on social media channels or websites, is only permitted with the prior consent of the rights holders. [Find out more](#)

Download PDF: 13.07.2025

ETH-Bibliothek Zürich, E-Periodica, <https://www.e-periodica.ch>

Some life history strategies and population structure in asexually reproducing plants

Krystyna M. Urbanska

Geobotanisches Institut der Eidg. Technischen Hochschule, Zürichbergstr. 38, CH-8044 Zürich, Switzerland

Manuscript accepted March 12, 1985

Abstract

K. M. Urbanska 1985. Some life history strategies and population structure in asexually reproducing plants. Bot. Helv. 95: 81–97.

Asexual reproduction in higher plants comprises a) agamospermy and b) vegetative propagation. The paper deals with biological importance of these two processes and their bearing upon the population structure.

Strategies of dispersal and survival in asexually reproducing plants often comprise multiple tactics; they frequently involve seeds or units possessing seed-like features, e.g., carrying a nutrient reserve and/or exhibiting dormancy. Various forms of asexual reproduction may occur together; depending on a given combination, populations of asexually reproducing plants offer differences in size, density, age-structure and sometimes also in gender distribution within particular sectors.

The balance between sexual reproduction and vegetative propagation may not necessarily be essential in all plants; on the other hand, the balance between reproduction by seed/seed-like structures and clonal growth represents an important element both in sexual and asexual populations. Recent data suggest that local racial differentiation may occur not only in sexual taxa but also in asexually reproducing plants.

Key-words: reproduction – agamospermy – vegetative propagation – dispersal – survival

Introduction

Reproduction can be defined as propagation of parental genes in time and space; it results in formation of physiologically independent descendants representing a new generation in the demographic sense.

Occurrence of asexual reproduction in plants is well-known; however, the biological importance of particular forms of asexual reproduction as well as their bearing upon the population structure are frequently ignored. The aim of the present paper* is to examine some of these problems in the light of the available empiric evidence.

* Paper partly based on the Invited Speaker's presentation at the Advanced Workshop on Plant Population Biology, Port-Camargue, France, May 21–25, 1984.

Remarks on terminology

Considerations on terminology may seem unnecessary to a non-involved scientist but to the students of plant reproduction in problem is, unfortunately, very real. In the course of time, very numerous terms have arisen that are rather arbitrarily used. For instance, Abrahamson (1975, 1980) distinguished between "seed reproduction" and "vegetative reproduction". Harper (1977) made a distinction between "reproduction" and "growth" and discarded the term "vegetative reproduction". Gustafsson (1946–47) used the general term "apomixis" for all kinds of asexual reproduction. On the other hand, numerous authors (e.g., Stebbins 1950, Nygren 1954, Bayer 1984) used the term "apomixis" solely for agamospermy; others opted the term "gametophytic apomixis" referring to agamospermy but excluding adventitious embryony (e.g. Asker 1980, Nogler 1984).

I suggested elsewhere (Urbanska 1981, 1984) that the terminology used in studies dealing with plant reproduction and specifically concerning asexual processes should be revised and co-ordinated. In the present paper two forms of asexual reproduction occurring in higher plants, viz. agamospermy and vegetative propagation, are briefly described in the respective paragraphs and some representative cases are discussed. No attempt is made to review the ample literature on the subject; for more information the reader is referred, e.g., to the recent textbook edited by Johri (1984) with an excellent chapter on gametophytic apomixis by Nogler (pp. 475–518).

Agamospermy

Agamospermy is asexual reproduction by seed that occurs fairly often in some families of the angiosperms. Except for adventitious embryony where the sporophyte, i.e. cell(s) of the ovule, gives rise directly to a new sporophyte (embryo), agamospermy is characterized by alternation of generations.

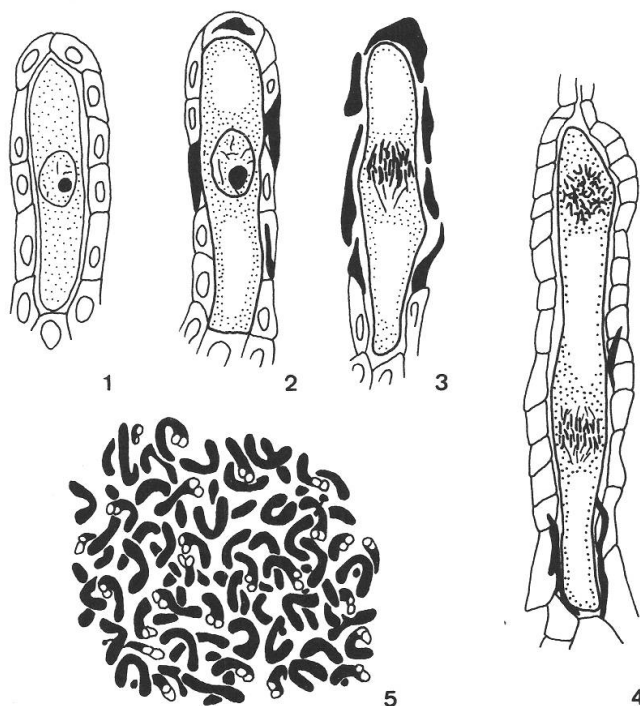
Agamospermy usually consists of two complementary phases viz. a) formation of an unreduced female gametophyte and b) seed development. An unreduced embryo sac may be formed through diplospory or apospory; in the former case, the female archesporial cell (EMC) or its derivatives are involved, whereas in the latter somatic cells of the ovule replace the archesporium in its function. In seed development the embryo is most frequently formed as a result of female parthenogenesis; apogamy, i.e. embryo formation from a synergid or an antipodal cell, is exceedingly rare (e.g. Modilewski 1930). Androgenesis, i.e. male parthenogenesis, represents another exceptional process (e.g. Rao 1974). The development of endosperm may be autonomous or pseudogamous; in the former case, a secondary nucleus or polar nuclei develop spontaneously into endosperm, whereas in the latter, fertilization is the necessary prerequisite to the normal formation of the endosperm.

The essential point in all cases of agamospermy is the absence of the sexual phase in the development of a viable embryo. For example, parthenogenetic development of the egg cell in an ovule that underwent meiosis should rightly be considered as agamospermy (see e.g., polyhaploid embryos in *Hieracium aurantiacum*, Skalińska 1971 a). Formation of an unreduced female gametophyte alone does not represent agamospermy; this should be stressed, as there is sometimes confusion on this point. If an egg cell, reduced or unreduced, does require fertilization to form an embryo, there is no agamospermy. For instance, an occasional formation of unreduced embryo sacs was

noted in tetraploid ($2n=28$) *Antennaria dioica* by Bergman (1935) and also revealed in experimental crosses done by the present author (Urbanska 1962, 1965). However, female capitules did not produce achenes without fertilization and accordingly did not qualify as agamospermous. Unreduced embryo sacs in hexaploid ($2n=42$) *A. villifera* from North Scandinavia are sometimes formed as a result of highly disturbed macrosporogenesis (Bergman 1951, Urbanska 1967); however, the taxon is sterile on account of its mostly abnormal gametes (Urbanska 1967) and cannot be regarded as agamospermous (Urbanska 1970). In facultatively agamospermous taxa, i.e. those with both asexual and sexual seed production, fertilization of an unreduced egg cell may result in the offspring carrying a higher number of chromosomes than that of the mother plant (e.g. Nogler 1982, 1984); such cases obviously relate to sexual reproduction.

Asexual taxa of *Antennaria* Gaertn. and *Taraxacum* Zinn represent classic examples of autonomous agamospermy (Juel 1900, Stebbins 1932, Urbanska 1974, Gustafsson 1935, 1938, 1946–47). In *Antennaria alpina* s. l., the megaspore mother cell (EMC) develops directly into an unreduced embryo sac and the first division is wholly mitotic (Figs. 1–5). Egg cell and secondary nucleus in the mature diplosporous embryo sac develop autonomously into embryo and endosperm; curiously enough, polar nuclei sometimes do not even fuse.

Fecundity rates in agamospermous taxa of sect. *Alpinae* are usually high (Urbanska 1981, 1984). Achenes are most frequently dispersed by wind, and the dispersal is further influenced by runoff water and/or solifluxion. Achene dormancy is apparently enforced by a short vegetation season and harsh climatic conditions; innate dormancy seems to be rather rare. Achenes in *A. alpina* s. l. frequently remain viable for at least three years (Urbanska 1981, 1984) and the seed bank undoubtedly consists of various



Figs. 1–5. Diplospory in *Antennaria Porsildii* ($2n=70$). 1–4. The EMC forms the unreduced embryo sac. $315\times$. 5. Second mitosis in an embryo sac: metaphase with about 70 chromosomes. $2150\times$. (From Urbanska, 1974).



Fig. 6. *Antennaria stolonifera*: four-month-old plant. Greenhouse trial.

generations (Urbanska unpubl.). In subarctic and arctic sites seedlings were observed only at the beginning of the vegetation season; germination and seedling establishment seems to be density-dependent (Urbanska 1981, 1984 and unpubl.). Experiments in growth chamber and greenhouse reveal a high growth potential, leafy stolons and root-system being already well-defined in very young individuals (Fig. 6).

Antennaria alpina s. l. consists of high polyploids ($2n=56, 63, 70, 84$) and is obligatory agamosperous, numerous taxa being known exclusively as female plants. Asexual representatives of sect. *Alpinae* have a circumpolar/cirumboreal distribution and apparently are very successful in a number of ecologically extreme niches.

Diplosporous embryo sacs in *Taraxacum* arise in a fundamentally different way. The first division in the EMC is characterized by nearly complete asynesis with subsequent pseudohomeotypic metaphase or the formation of a restitution nucleus. The second meiotic division results in the formation of an unreduced dyad, and most frequently the chalazal macrospore gives rise to the diplosporous embryo sac. Seed development is autonomous and a multicellular embryo may sometimes be seen in a still unopened flower-bud.

The genus *Taraxacum* is cytologically differentiated (for ample information, see e.g. Fedorov 1969), and there is an important correlation between chromosome number and reproductive behaviour. Diploids ($2n=16$) are sexual; in triploids ($2n=24$), agamospermy is facultative or obligatory, whereas high polyploids are considered as obligatory apomicts. Not only the chromosome number but also pollen quality and size represent reliable criteria for a correct assessment of the genetic population structure in dandelions; they should be taken into consideration because sexual and agamosperous types may coexist in some lowland sites.

Achene output in *Taraxacum* may vary from one biotype and/or site to another but is frequently high. Achenes are dispersed by wind and are sometimes shifted locally by soil movement. An occasional formation of seedling clusters due to deposition of a whole capitulum was also reported (Ford 1981). Data on germination (e.g. Braun 1913, Schütz and Urbanska 1984) indicate only a limited innate dormancy. Greenhouse trials suggest a high growth potential in dandelions (Schütz und Urbanska 1984); on the other hand, formation of supplementary rosettes from the rootstock (Ford 1981) seems to represent a regeneration process rather than spontaneous clonal growth.

Taraxacum alpinum s. l. occurs in mountains of Central, Western and Southern Europe. In the Swiss Alps it frequently grows in ecologically extreme sites at high altitudes where it is considered as a pioneer element. The material we studied from scree slopes was uniformly tetraploid ($2n=32$); the exceedingly high pollen sterility was a further indication of obligatory agamospermy (Schütz and Urbanska 1984). Populations of *T. alpinum* on alpine scree slopes are rather small, with individual rosettes scattered over some distance. Emergence of seedlings was noted only within the first week after the snow had melted (Schütz unpubl.). An optimal adaptation of *T. alpinum* to harsh and unpredictable life conditions was reflected in its excellent reproductive performance. Differences in germination and development of young plants from two alpine substrata strongly suggested local racial differentiation (Fig. 7, Schütz and Urbanska 1984).

The seed production in autonomously agamosperous taxa represents a low-risk strategy, plants being independent of male partners and pollinators. On the other hand, hazards involved in seed* dispersal, germination and seedling establishment (Grime

* Achenes are functional equivalents of seeds.

1979) are apparently independent of sexual or asexual seed formation, the biological function of survival and dispersal being the same in any kind of seed. The population dynamics patterns in agamospermous plants are thus generally similar to those occurring in sexually reproducing taxa as illustrated, e.g., by the sexual stoloniferous *Antennaria dioica* from the alpine tundra and the asexual *A. stolonifera* from the arctic tundra (Urbanska 1984). Comparison between, e.g., sexual diploid *Taraxacum pieninicum* from mountain habitats in Poland (Małecka 1958) and asexual tetraploid *T. alpinum* from high altitude sites in Switzerland (Schütz and Urbanska 1984) does not reveal any essential differences either, populations of both taxa being apparently at carrying capacity.

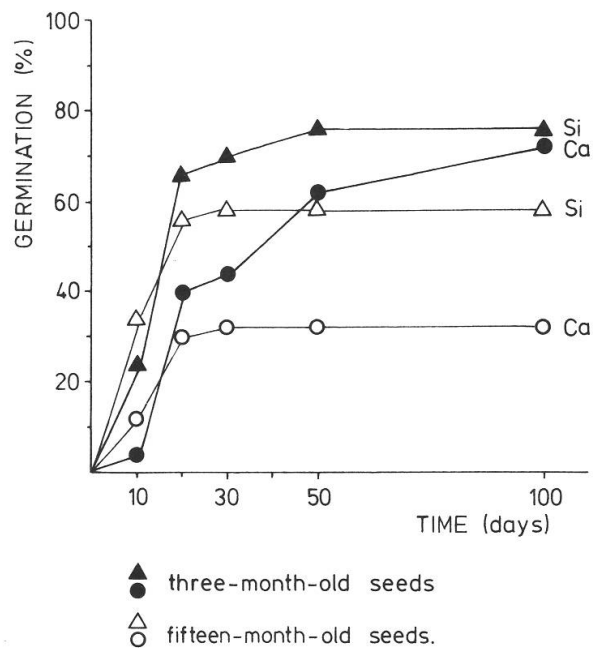


Fig. 7. *Taraxacum alpinum* ($2n=32$): germination of achenes originating from alpine scree slopes. Si = acidic silicate; Ca = dolomite. Laboratory trial. (From Schütz and Urbanska, 1984).

The characteristic similarity in seed biology and a similar population appearance of agamospermous and sexual plants requires a rather thorough analysis of reproductive system(s). Our comment does not seem to be superfluous, as rather inquieting interpretations are beginning to appear in the literature dealing with population dynamics and genetic structure. For instance, Thomas and Dale (1974, 1975) automatically associated the reproduction by seed in *Hieracium floribundum* with sexuality and opposed it to "vegetative reproduction" without any data supporting their assessment. *H. floribundum* was previously reported as triploid ($2n=27$) and agamospermous (Skalińska 1967, 1968). Also Stergios (1976) characterized the achene production in *H. aurantiacum* as "sexual reproductive output", contrary to his own vague reference to agamospermy in this taxon. Cytological differentiation and the complex agamospermous phenomena in *H. aurantiacum* are well-known (Ostenfeld and Rosenberg 1906, Ostenfeld 1910, Gustafsson 1935, 1946–47, Christoff 1942, Skalińska 1971, 1971a, 1973). Recently, Ford (1981, 1981a) characterized his material of *Taraxacum* spp. "in toto" as agamospermous. It is unfortunate that he neither provided any information on the taxonomy

of his material nor gave any clues concerning chromosome number and pollen quality and made only a rather general remark on the wide distribution of agamospermy in British dandelions. In four species-groups of *Taraxacum* in Great Britain diploid sexual as well as polyploid agamospermous types occur and various hybrids have also been found (Richards 1972, Stace 1975).

Population size, density and age-state structure (*sensu* Rabotnov) in agamospermous plants may offer aspects similar to those occurring in sexual taxa; on the other hand, the gender structure of population may be affected. Many agamospermous taxa of *Antennaria* consist exclusively of females; male individuals in other asexual populations of the group are exceedingly rare, manifest diminished vigour and nearly complete pollen sterility (Urbanska 1967, 1974, 1981, 1984 and unpubl.). The female-biased population structure is a rather constant feature in apomictic *Antennarias* and the sex ratio has been used by some authors (e.g. Bayer and Stebbins 1983) to distinguish between sexual and agamospermous populations in the wild. Also other agamospermous genera e.g. *Cortaderia* and *Lamprothyrus* may comprise only female individuals (Connor 1979).

Vegetative propagation

Vegetative propagation refers to clonal growth accompanied by spontaneous and obligatory clone fragmentation resulting in the appearance of physiologically independent modules. The term can be used both for the production of non-specialized propagules as well as for the formation of reproductive units that are morphologically quite distinct from the mother plant.

The duckweed family (*Lemnaceae*) is well-known for its characteristic vegetative propagation by means of daughter fronds (e.g. Hegelmaier 1868, Landolt 1980, Landolt, in prep.). The clonal growth in duckweeds follows a consistent rhythm and the separation of fronds occurs very regularly; the resulting populations may consist of innumerable ramets.

Spirodela polyrrhiza constitutes a model example of the vegetative propagation in the Lemnaceae. Its daughter fronds mature within 3–4 days from the bud emergence (Das and Gopal 1969) and their morphology is identical to that of the “mother” frond. *S. polyrrhiza* is dispersed by fronds; they may be transported by water fowl, sometimes over distances of several kilometers (Landolt 1957). Apart from its aggressive growth, *S. polyrrhiza* has a relatively high potential for regeneration after some mechanical frond damage (Das and Gopal 1969). The fast recovery undoubtedly represents an element in the survival strategy of the taxon. However, if and when the habitual tolerances are not sufficient to cope with environmental changes, *S. polyrrhiza* forms turions as survival units. Turions are smaller and more pigmented than normal fronds and carry starch as a nutrient reserve. They have plastids but are not photosynthetically active, their stomata staying closed (Landolt, pers. comm.). Turions sink to the bottom of the water basin and stay dormant until the life conditions improve; they are also able to survive embedded in clay, even if it subsequently dries out (Gopal, pers. comm.). Sprouting of turions begins when they rise to the water surface; daughter fronds of the typical morphology are then produced in the usual way. “Germination” of turions is controlled by exceedingly complex factors, not only the actual change in life conditions, but also circumstances accompanying the turion formation being relevant (e.g. Jacobs 1946, Das and Gopal 1969, Lacor 1969, Sibasaki and Oda 1979, Malek and Oda 1980).

Population structure in *S. polyrrhiza* is very uniform, save for the turion formation and/or the turion sprouting phase. Most frequently, very numerous frond groups occur; however, a reliable assessment of population size or density is not possible, large fluctuations being unpredictable. Populations of *S. polyrrhiza* are continuously rejuvenated and no flowering occurs, so age-state structure also cannot be studied; only dying fronds are recognizable but they may represent quite different generations.

S. polyrrhiza has a worldwide distribution and is apparently successful under a wide range of ecological conditions (Landolt 1982, Landolt, in prep.). The taxon is rather flexible as far as various tolerances are concerned; on the other hand, physiological studies reveal an occasional racial differentiation (Landolt 1957, Landolt and Dann 1983). Also a racial differentiation in chromosome number was sometimes observed (Urbanska 1980, Tab. 1).

Tab. 1. Cytological variation within the genus *Spirodela*. (Urbanska 1980).

Taxon	Intraindividual variation		Variation populations		Racial variation		N of the studied samples
	Aneu-somaty	Mixo-ploidy	Aneu-ploidy	Poly-ploidy	Aneu-ploidy	Poly-ploidy	
<i>S. intermedia</i>	—	—	—	—	—	+	16
<i>S. biperforata</i>	+	—	—	—	—	+	7
<i>S. polyrrhiza</i>	+	+	+	+	—	+	187
<i>S. punctata</i>	+	—	+	—	+	+	83

The low-risk life history strategy of *S. polyrrhiza* is exclusively based upon vegetative propagation but apparently comprises some finely balanced tactics. Differential turion dormancy suggests that responses towards environmental changes involve various physiological mechanisms whereas the morphology of the survival unit is not differentiated. It should be most interesting to gather more information about the actual physiology of dormancy in survival structures produced by other aquatic plants differing in behaviour, e.g., *Potamogeton crispus* (Sculthorpe 1967, Sahai and Sinha 1969).

Another type of vegetative propagation occurs in plants that form specialized propagules within their inflorescence or in the axils of cauline leaves. A representative example of the former group is *Allium Grayi* ($2n=32$) where bulbils evidently possess a function comparable to seeds (Kawano and Nagai 1975). Also in *Lilium bulbiferum* representing the latter category, the propagules play an essential rôle in dispersal and survival because populations of this taxon often consist of single self-incompatible clones (Sokołowska-Kulczycka 1965).

The formation of bulbils is known in numerous plants; on the other hand, detailed studies on their dispersability, survival and germinability are as yet rare. Of special interest in this respect are data on viviparous taxa where small plantlets often develop from propagules while still on the mother plant. *Poa alpina* var. *vivipara* and *Polygonum viviparum* which belong to this group are familiar vegetation components both in the high mountains as well as in subarctic/arctic tundra.

In the Swiss Alps, propagules of *Poa alpina* begin to appear within inflorescences soon after the snow has melted and are produced until October (Braun 1913, Zollikofer 1930, Urbanska unpubl.). The number of propagules varies from one inflorescence to another, but total propagule output in a given clonal unit is high (Tab. 2).

Propagules in *P. alpina* usually are non-dormant. The aerial biomass is accumulated rather rapidly, whereas the development of roots is slow (Fig. 8). Dispersal of propagules is mostly local: the flowering shoot gradually bends under the weight of numerous plantlets, eventually touches the soil surface and the propagule cluster takes root. Some plantlets may fall off separately and their dispersal is enhanced by wind.

Survival and further development of propagules in the wild is influenced by climatic conditions, dry and hot weather being unfavourable; the soil texture also seems to play a rôle (Bachmann 1980). In experimental conditions, on the other hand, 100% survival rates were observed (Urbanska unpubl.).

Tab. 2. *Poa alpina* var. *vivipara*: propagule output in two small tussocks (diameter of about 10 cm) originating from different alpine substrata.

Substratum	N of propagules per shoot					Total
	Shoot No. 1	2	3	4	5	
Silicate	33	13	19	34	27	152
Dolomite	13	27	6	29	69	144

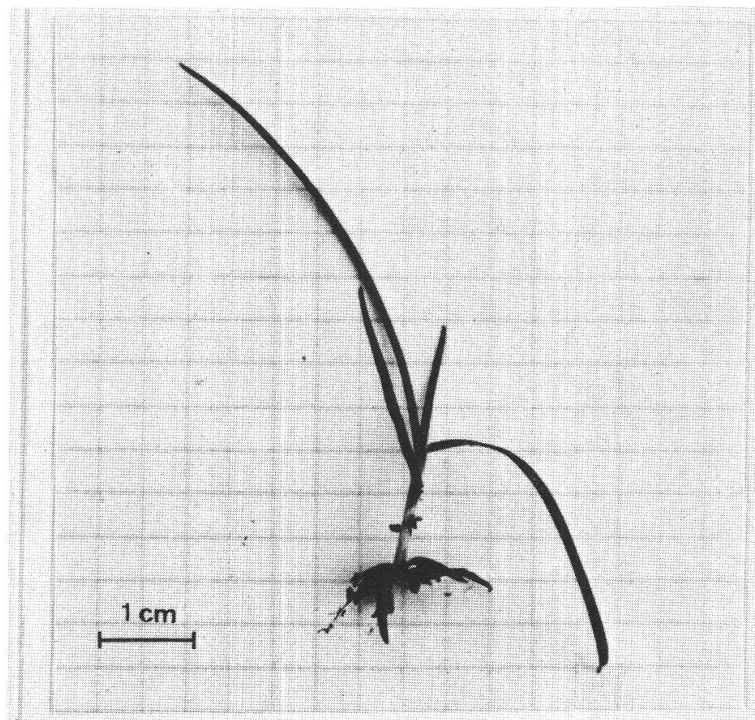


Fig. 8. *Poa alpina* var. *vivipara*: two-week-old plantlet. Experimental garden trial.

The precise background of vivipary in *P. alpina* is not yet clearly understood, but ecological factors are undoubtedly important. It seems that vivipary and reproduction by seed are environmentally cued at least in some individuals (Bachmann 1980). It is also interesting to note that calcium carbonate in the soil may enhance the production of propagules (Zollikofer 1930). Further studies in the latter subject are worthwhile because *P. alpina* occurs upon various alpine substrata.

Large semi-continuous populations of *P. alpina* at higher altitudes have a rather complex structure, clusters of young individuals that form a ring around the mother unit being a characteristic feature. *P. alpina* var. *vivipara* frequently occurs in pioneer sites up to about 3300 m a. s. l. and is considered as an excellent colonizing taxon. It tolerates well a wide range of niche conditions, being equally successful, e.g., in sites that stay snow-free in winter and in stations that remain under snow for a long time. According to Braun (1913), *P. alpina* in wind-exposed sites may show a temporary photosynthetic activity even in winter.

The distribution area of *P. alpina* var. *vivipara* is very large; it was reported also from high northern latitudes (e.g., Greenland, 81°40' N. Lat.).

In *Polygonum viviparum*, flowering shoots appear in early summer and bulbils are produced throughout the vegetation season. They are small, shiny-brown, and contain starch as a nutrient reserve. The propagule output, related to the length of inflorescence and the occurrence of flowers, is very variable (8–76) bulbils per shoot, Urbanska unpubl.); it might be influenced by local niche conditions but no precise pattern was so far revealed.

Dispersal of propagules in *P. viviparum* may be limited or occurs over large distances, not only wind but also some animals being involved (Hartmann 1957). According to Schröter (1926), snow grouse (*Lagopus mutus*) play a particularly active part in the dispersal of edible bulbils. The present author observed also an occasional accumulation of propagules in habitations of *Marmota marmota*.

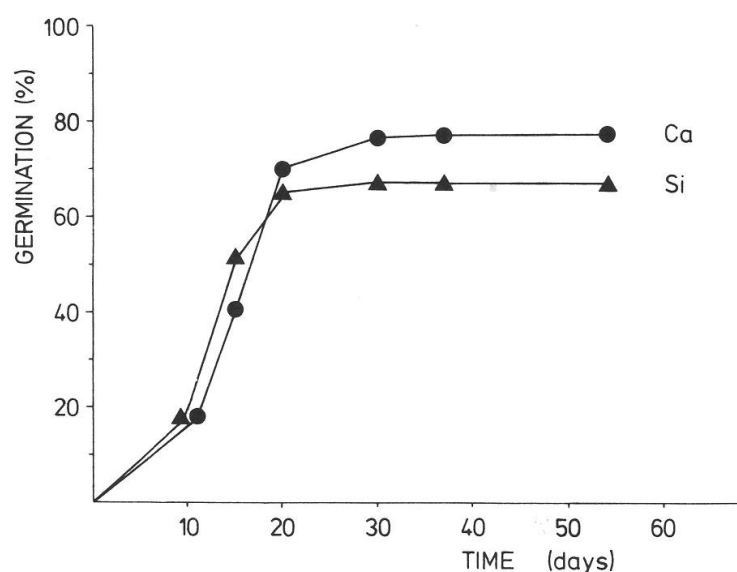
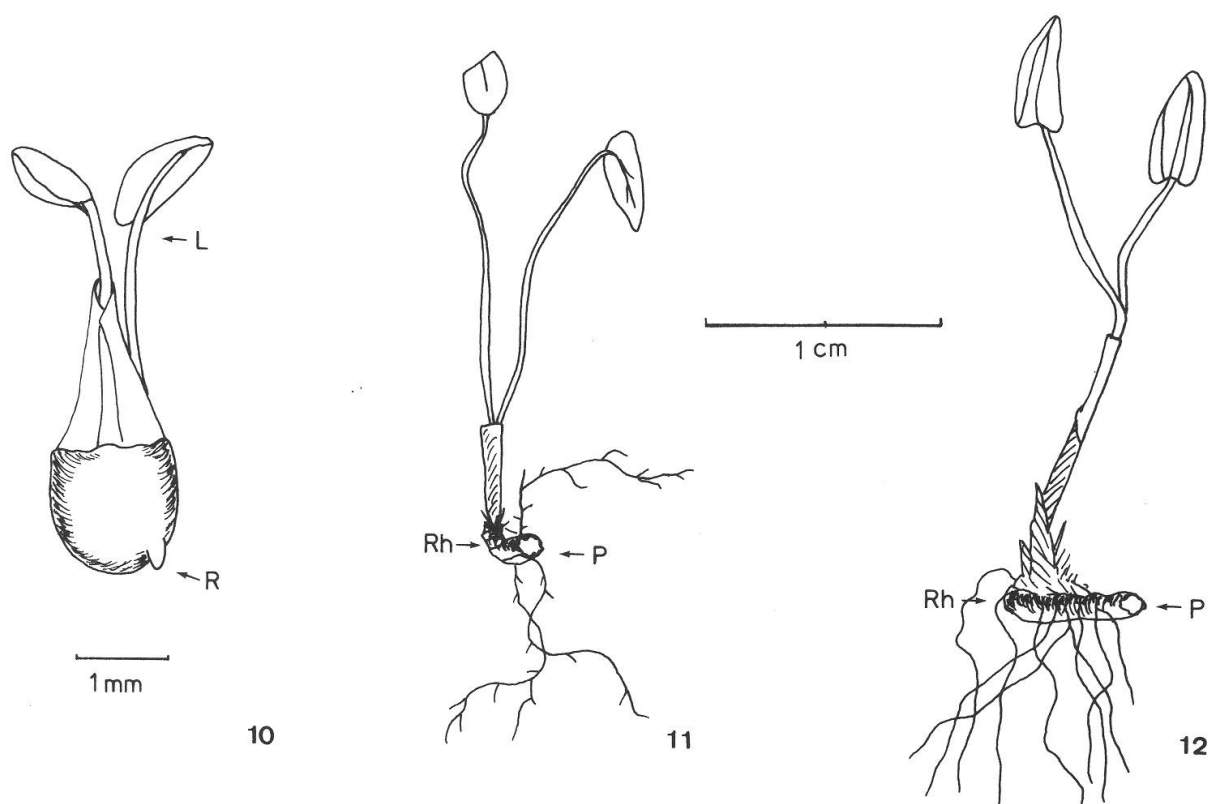


Fig. 9. *Polygonum viviparum*: germination of two months old propagules from alpine sites. Si = acidic silicate; Ca = dolomite. Laboratory trial.

It seems that the dormancy in propagules of *P. viviparum* may be to some extent influenced by environmental conditions. In some previous reports (e.g., Hartmann 1957), only a transient dormancy period prior to plantlet development was noted; on the other hand, the present author observed in 1984 mostly dormant propagules dispersed in high altitude sites near Davos, E. Switzerland. Innate dormancy was observed in about 15% of propagules (Braun 1913, Urbanska unpubl.); in controlled laboratory conditions, bulbils that were previously dry-stored for two months at 20 °C germinated well and rather rapidly (Fig. 9).

Development of plantlets in *P. viviparum* usually begins with the formation of two small leaves followed by root development (Fig. 10). In experimental conditions, individuals grow rather rapidly (Fig. 13); in the wild, however, development is slow. Accumulation of below-ground biomass is characteristic, whereas only two leaves occur even in three-year-old plants (Figs. 11–12). Remains of a propagule attached to the rhizome are frequently visible for a rather long time (Hartmann 1957). Reproduction occurs for the first time when the plant is at least six years old (Linkola 1935).

Populations of *P. viviparum* are large and semi-continuous, particular sectors showing pronounced differences as to density and sex structure. As yet, we observed only male or female sub-populations (Urbanska unpubl.); however, *P. viviparum* may be monoecious, dioecious, or produce hermaphroditic flowers, and further studies on gender distribution in alpine populations are of interest.



Figs. 10–12. *Polygonum viviparum*: propagule development. 10. Propagule from an inflorescence. 11. One-year-old plantlet. 12. Three-year-old plantlet. L=leaf; Rh=rhizome; P=remaining part of a propagule. (Redrawn and modified from Hartmann, 1957).




Fig. 13. *Polygonum viviparum*: two-week-old plantlet in a laboratory trial.

P. viviparum is a well-known species at high altitudes. In the Alps, it occurs up to 3000 m a. s. l. (Braun 1913); in the Himalayas, it has been recorded from Mt. Everest at 4830 m. (Salisbury 1942); in Yukon, it is known to occur up to 2200 m. (Hultén 1968). *P. viviparum* is also successful in high northern latitude sites: it was found, e.g., in Greenland at about 83° N Lat.

The behaviour of *Poa alpina* var. *vivipara* and *Polygonum viviparum* shows that life history strategies of viviparous/bulbiferous plants do not follow a single pattern. In *Poa alpina*, vigorously developing plantlets are initially supported by the mother plant but are soon photosynthetically active, and their energy input to the clonal module budget is undoubtedly considerable. In *Polygonum viviparum*, on the contrary, development of plantlets is slow; however, propagules own an initial capital of complex carbohydrates and may perhaps afford limited photosynthetic activity. As far as the actual survival of propagules in the wild is concerned, the propagule dormancy in *P. viviparum* might represent an advantage; it should be remembered, however, that *Poa alpina* may sometimes produce seeds under conditions that are unfavourable to propagule formation. Facultative agamospermy in *P. alpina* is widely distributed (see e.g. Müntzing 1940, 1966); for the time being, it is impossible to distinguish between sexually and asexually produced seeds (Cook, pers. comm.).

Concluding remarks

The present paper shows that mechanisms of asexual reproduction in plants are greatly varied, the resulting differences in population structure being sometimes very pronounced. Distinction between agamospermy and vegetative propagation should therefore be maintained; the two forms of asexual reproduction might be opposed to "clonal growth" (Harper 1977). These concepts seem to be helpful in demographic studies (evaluations of population density, survivorship or studies on distribution of variants); they may also be useful in phytosociology (assessment of abundance).

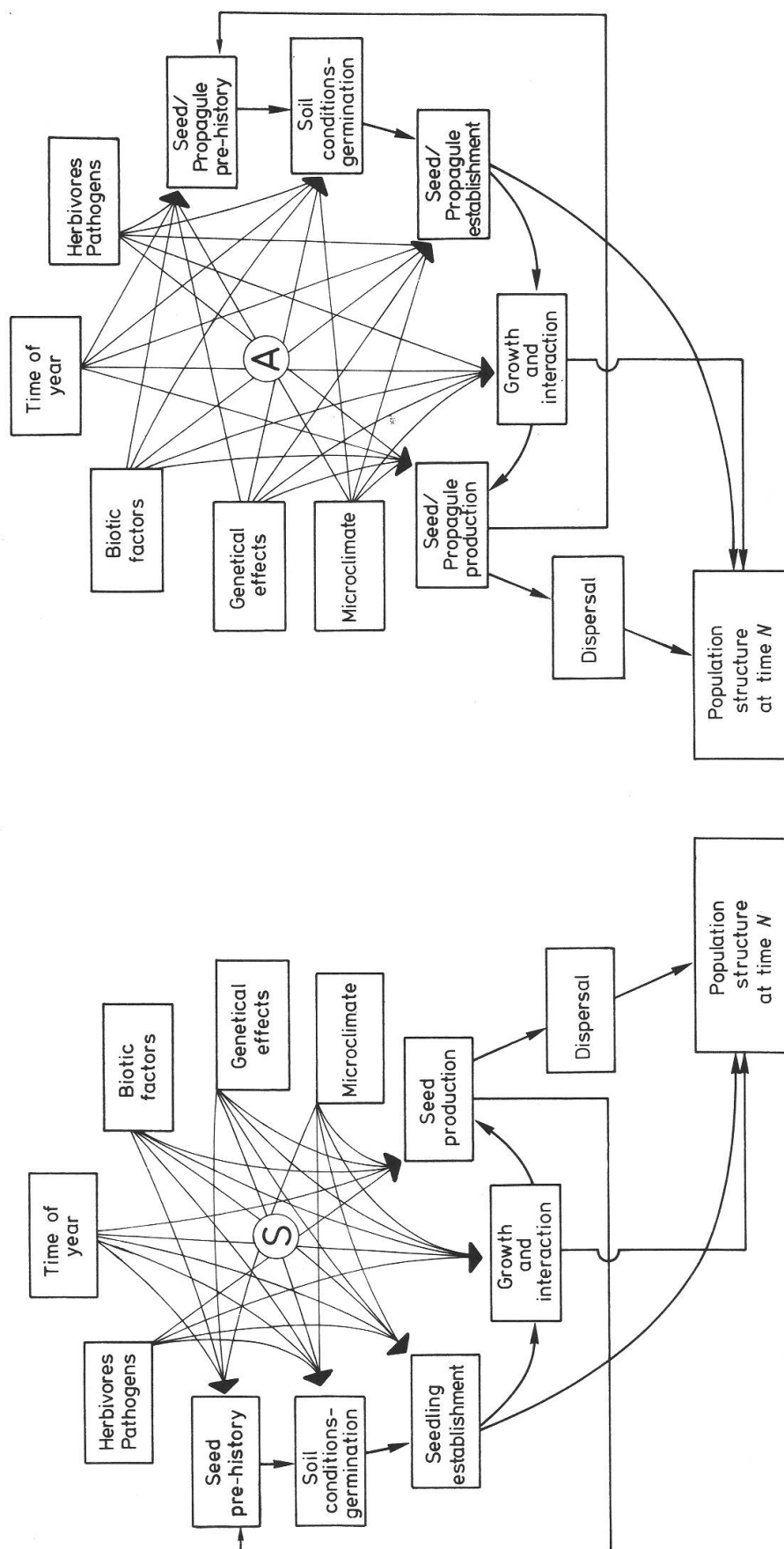


Fig. 14. Life history and population dynamics in sexual (S) and asexual (A) plants.

Dispersal and survival strategies in asexual plants often comprise multiple tactics either used in habitual conditions or reserved for occasions when the situation becomes precarious for the population. It is interesting that these tactics frequently involve seeds or units possessing seed-like features, e.g., carrying nutrient reserves and/or exhibiting dormancy. In this respect, asexual and sexual plants have a very similar population biology (Fig. 14).

The concept of a "favourable habitat" does not really apply to arctic and high-alpine ecosystems where life conditions are harsh and notoriously unpredictable. The sexual-vegetative reproduction balance (Williams 1975) may therefore not necessarily be most important in all arctic/alpine taxa; on the other hand, the balance between reproduction *by seed* (or seed-like structures) and clonal growth represents an essential element both in sexual and asexual populations.

The genetic uniformity of asexual populations is usually pronounced (e.g. Grant 1975, 1981) and should obviously be taken into consideration in any serious study. It seems, however, that asexual plants, traditionally considered as unalterable ("blind alley of evolution", Stebbins 1950), may undergo microdifferentiation and form local races.

The formation of local races represents one of maximizing fitness processes; it is influenced by small neighbourhood size, in-breeding system resulting in a limited gene-pool, high reproductive output, and intense local selection (Wright 1943, 1948, Levin and Kerster 1971, Levins 1968). Local races may indeed have a very restricted distribution (Bradshaw 1971, Antonovics et al. 1971) and may arise rapidly (e.g. Wu and Antonovics 1976). Asexually reproducing plants have zero neighbourhood size, frequently a high reproductive output, a limited gene-pool, and selection is sometimes exceedingly strong. Formation of genetically diversified offspring is admittedly rare but not excluded; in fact, some data on the Lemnaceae (e.g. Landolt 1957, Landolt and Dann 1983, Landolt, in prep., Urbanska 1980) as well as our recent results on *Taraxacum alpinum* (Schütz and Urbanska 1984) strongly point to a racial differentiation.

Further studies dealing with local adaptation patterns in asexually reproducing taxa should be of a special interest, ecologically extreme sites being particularly promising. It is not quite certain that only sexual reproduction constitutes the difference between survival and extinction.

I would like to thank Prof. Dr. C. D. K. Cook (University of Zürich), Prof. Dr. B. Gopal (University of Rajasthan, India) and Prof. Dr. E. Landolt (Swiss Federal Institute of Technology, Zürich) for their helpful remarks. The constructive criticism of Prof. Dr. J. W. Woldendorp (Institute for Ecological Research, Heteren, The Netherlands), who read an early version of the manuscript, is greatly appreciated. Sincere thanks are due as well to Ms. E. Wohlmann who made the drawings and to Mr. R. Graf who prepared the photographs.

Résumé

La reproduction asexuée chez les plantes supérieures comprend a) l'agamospermie et b) la propagation végétative. Sont discutées l'importance biologique des deux procès ainsi que leur influence sur la structure des populations végétales.

Stratégies de dispersion et de survie chez les plantes se reproduisant par voie asexuée embrassent fréquemment de tactiques multiples. Elles emploient souvent les graines ou des unités dont les caractéristiques sont celles de graines (p. ex. réserve des substances nutritives et/ou dormance). Des formes variées de reproduction asexuée se

rencontrent fréquemment ensemble. Pour une combinaison donnée, les populations des taxons à reproduction asexuée montrent des différences en effectif, densité, structure d'âges et parfois également pour ce qui concerne la distribution des sexes au sein de secteurs particuliers.

Il ne semble pas que l'équilibre entre la reproduction sexuée et la propagation végétative soit essentiel chez tous les végétaux; en revanche, l'équilibre entre la reproduction par graines (ou structures comparables aux graines) et la croissance clonale représente un élément important aussi bien pour les populations sexuées que pour celles dont la reproduction est asexuée. Des données récentes indiquent que la différenciation raciale locale peut se manifester non seulement chez les plantes à reproduction sexuée mais aussi chez les taxons qui se reproduisent par voie asexuée.

References

- Abrahamson W. A. 1975. Reproduction of *Rubus hispidus* L. in different habitats. Amer. Middl. Nat. 93: 471–478.
- Abrahamson W. A. 1980. Demography and vegetative reproduction. In: Solbrig O. T. (ed.), Demography and evolution in plant populations. Blackwell Sci. Publ., Oxford, pp. 89–106.
- Antonovics J., Bradshaw A. D. and Turner R. S. 1971. Heavy metal tolerance in plants. Adv. Ecol. Res. 7: 1–85.
- Asker S. 1980. Gametophytic apomixis: elements and genetic regulation. Hereditas 93: 277–293.
- Bachmann M. A. 1980. Ökologie und Breeding System bei *Poa alpina* L. Mittl. Bot. Mus. Univ. Zürich Nr. 318: 1–200.
- Bayer R. J. and Stebbings G. L. 1983. Distribution of sexual and apomictic populations of *Antennaria Parlinii*. Evolution 37: 555–561.
- Bayer R. J. 1984. Chromosome numbers and taxonomic notes for North American species of *Antennaria* (Asteraceae: Inuleae). Syst. Bot. 9: 74–83.
- Bergmann B. 1935. Zur Kenntnis der skandinavischen *Antennaria*-Arten. Svensk Bot. Tidskr. 26: 99–106.
- Bergmann B. 1951. On the formation of reduced and unreduced gametophytes in *Antennaria carpatica*. Hereditas 37: 501–518.
- Bradshaw A. D. 1971. Plant evolution in extreme environments. In: Creed R. (ed.), Ecological genetics and evolution. Blackwell Sci. Publ. Oxford.
- Braun J. 1913. Die Vegetationsverhältnisse der Schneestufe in den Rätisch-Lepontinischen Alpen. Komm.-verlag Georg & Co. Basel, Genf und Lyon.
- Christoff M. 1942. Die genetische Grundlage der apomiktischen Fortpflanzung bei *Hieracium aurantiacum* L. Zeitschr. f. ind. Abst. und Ver. lehre 80: 103–125.
- Connor H. E. 1979. Breeding systems in grasses: a survey. N. Zealand J. Bot. 17: 547–574.
- Das R. R. and Gopal B. 1969. Vegetative propagation in *Spirodela polyrrhiza*. Trop. Ecol. 10: 270–277.
- Fedorov A. (ed.) 1969. Chromosome numbers of flowering plants. Izd. Nauka, Leningrad.
- Ford H. 1981. The demography of three populations of dandelion. Biol. J. Linn. Soc. 15: 1–11.
- Ford H. 1981a. Competitive relationships amongst apomictic dandelions. Biol. J. Linn. Soc. 15: 355–368.
- Grant V. 1975. Genetics of flowering plants. Columbia Univ. Press, New York.
- Grant V. 1981. Plant speciation. IInd ed. Columbia Univ. Press, New York.
- Grime J. P. 1979. Plant strategies and vegetation processes. Wiley and Sons, Chichester.
- Gustafsson Å. 1935. Primary and secondary associations in *Taraxacum*. Hereditas 20: 1–31.
- Gustafsson Å. 1938. The cytological differentiation of male and female organs in parthenogenetic species. Biol. Zbl. 58: 608–616.
- Gustafsson Å. 1946–1947. Apomixis in higher plants. I–III. Lunds Univ. Årsskr. NF II. 42 (3), 43 (2, 12).

- Harper J. L. 1977. Population biology of plants. Academic Press, London.
- Hartmann H. 1957. Studien über die vegetative Fortpflanzung in den Hochalpen. Mitt. Bot. Museum Univ. Zürich 48: 1–168.
- Hegelmaier F. 1868. Die Lemnaceen. Eine monographische Untersuchung. Engelmann, Leipzig.
- Hultén E. 1968. Flora of Alaska and neighboring territories. Stanford Univ. Press, California.
- Jacobs D. L. 1947. An ecological life history of *Spirodela polyrrhiza* (Greater Duckweed) with emphasis on the turion phase. Ecol. Monogr. 17: 437–467.
- Johri B. M. (ed.) 1984. Embryology of angiosperms. Springer, Heidelberg.
- Juel O. 1900. Vergleichende Untersuchungen über typische und parthenogenetische Fortpflanzung bei der Gattung *Antennaria*. Kgl. Sv. Vet. Akad. Handl. 33: 1–59.
- Kawano S. and Nagai Y. 1975. The productive and reproductive biology of flowering plants. I. Life history strategies of three *Allium* species in Japan. Bot. Mag. (Tokyo) 88: 281–318.
- Lacor M. A. 1969. On the influence of gibberellic acid and kinetin on the germination of turions of *Spirodela polyrrhiza* (L.) Schleiden. Acta Bot. Neerl. 18: 550–557.
- Landolt E. 1957. Physiologische und ökologische Untersuchungen am Lemnaceae. Ber. Schw. Bot. Ges. 67: 217–410.
- Landolt E. (ed.) 1980. Biosystematic investigations within the family of duckweeds (Lemnaceae). Vol. 1. Veröff. Geobot. Inst. ETH, Stiftung Rübel, Zürich 70.
- Landolt E. 1982. Distribution pattern and ecophysiological characteristics of the European species of the Lemnaceae. Ber. Geobot. Inst. ETH, Stiftung Rübel, Zürich 49: 127–145.
- Landolt E. and Dann W. 1983. Behaviour of ten clones of *Lemna gibba* at varied concentration of nitrogen. Ber. Geobot. Inst. ETH, Stiftung Rübel, Zürich 50: 86–96.
- Levin D. A. and Kerster H. W. 1971. Neighborhood structure in plants under diverse reproductive methods. Amer. Nat. 105: 345–354.
- Levins R. 1968. Evolution in changing environments. Princeton Univ. Press, Princeton.
- Linkola K. 1935. Über die Dauer und Jahresklassenverhältnisse des Jugendstadiums bei einigen Wiesenstauden. Acta Forest. Fenn. 42: 1–56.
- Malecka J. 1958. Chromosome numbers of some *Taraxacum* species in Poland. Acta Biol. Crac. Ser. Bot. 1: 55–56.
- Malek L. and Oda Y. 1980. Germination of *Spirodela polyrrhiza* turions: the role of culture conditions during the turion development. Plant Cell Physiol. 21: 357–362.
- Modilewski J. 1930. Neue Beiträge zur Polyembryonie von *Allium odorum*. Ber. Dt. Bot. Ges. 48: 285–294.
- Müntzing A. 1940. Further studies on apomixis and sexuality in *Poa*. Hereditas 26: 115–190.
- Müntzing A. 1966. Apomixis and sexuality in new material of *Poa alpina* from middle Sweden. Hereditas 54: 314–337.
- Nogler G. A. 1982. How to obtain diploid apomictic *Ranunculus auricomus* plants not found in the wild state. Bot. Helv. 92: 13–22.
- Nogler G. A. 1984. Gametophytic apomixis. In: Johri B. M. (ed.), Embryology of angiosperms. Springer, Heidelberg, pp. 475–518.
- Nogler G. A. 1984a. Genetics of apospory in apomictic *Ranunculus auricomus*. V. Conclusion. Bot. Helv. 94: 411–422.
- Nygren A. 1954. Apomixis in the angiosperms. Bot. Rev. 20: 577–649.
- Ostenfeld C. H. 1910. Further studies on the apogamy and hybridization of the Hieracia. Zeitschr. f. ind. Abst. u. Verbl. Lehre 3: 241–285.
- Ostenfeld C. H. and Rosenberg O. 1906. Experimental and cytological studies in the Hieracia. Bot. Tidsskr. 27: 225–248.
- Rao P. N. 1974. Male parthenogenesis in tetraploid Job's tears. Heredity 32: 412–414.
- Richards A. J. 1972. The *Taraxacum* flora of the British Isles. Watsonia 9 (Suppl.).
- Sahai R. and Sinha A. B. 1969. Sprouting behaviour of the "dormant apices" of *Potamogeton crispus* L. Experientia 25: 653.
- Salisbury E. J. 1942. The reproductive capacity of plants. Bell, London.
- Schröter C. 1926. Das Pflanzenleben der Alpen. Zürich.
- Schütz M. and Urbanska K. M. 1984. Germinating behaviour and growth potential in *Taraxacum alpinum* (2n = 32) from the Swiss Alps. Ber. Geobot. Inst. ETH, Stiftung Rübel, Zürich 51.

- Sculthorpe C. D. 1967. The biology of aquatic vascular plants. E. Arnolds, London.
- Sibasaki T. and Oda Y. 1979. Heterogeneity in dormancy of the turions of *Spirodela polyrrhiza*. Plant and Cell Physiol. 20: 563–571.
- Skalińska M. 1967. Cytological analysis of some *Hieracium* species subg. *Pilosella* from mountains of southern Poland. Acta Bot. Crac. Ser. Bot. 10: 127–141.
- Skalińska M. 1968. Studies in twin plants of *Hieracium*. Acta Biol. Crac. Ser. Bot. 11: 179–186.
- Skalińska M. 1971. Experimental and embryological studies in *Hieracium aurantiacum* L. Acta Biol. Crac. Ser. Bot. 4: 139–152.
- Skalińska M. 1971 a. Further studies in twins of *Hieracium aurantiacum* L. Acta Biol. Crac. Ser. Bot. 14: 43–53.
- Skalińska M. 1973. Further studies in facultative apomixis of *Hieracium aurantiacum* L. Acta Biol. Crac. Ser. Bot. 16: 121–133.
- Sokołowska-Kulczycka A. 1965. Experimental studies in seed development in *Lilium bulbiferum* L. Acta Biol. Crac. Ser. Bot. 8: 63–81.
- Solbrig O. T. (ed.) 1980. Demography and evolution in plant populations. Blackwell Sci. Publ., Oxford.
- Stace C. (ed.) 1975. Hybridization and the flora of the British Isles. Academic Press, London.
- Stebbins G. L. 1932. Cytology of *Antennaria*. I, II. Bot. Gaz. 94: 134–149; 322–345.
- Stebbins G. L. 1950. Variation and evolution in plants. Columbia Univ. Press, New York.
- Stergios B. G. 1976. Achene production, dispersal, seed germination and seedling establishment of *Hieracium aurantiacum* in an abandoned field community. Can. J. Bot. 54: 1189–1197.
- Thomas A. G. and Dale H. M. 1974. Zonation and regulation of old pasture populations of *Hieracium floribundum*. Can. J. Bot. 52: 1451–1458.
- Thomas A. G. and Dale H. M. 1975. The role of seed reproduction in the dynamics of established populations of *Hieracium floribundum* and a comparison with that of vegetative reproduction. Can. J. Bot. 53: 3022–3031.
- Urbanska K. 1962. Embryological investigations in *Antennaria* Gaertn. III. Experimental hybrids between *Antennaria carpatica* (Wahlenb.) B. et Fing and *A. dioica* (L.) Gaertn. Acta Biol. Crac. Ser. Bot. 5: 103–116.
- Urbanska K. 1965. Cytological studies in experimental hybrids between *Antennaria carpatica* (Wahlenb.) Bl. et Fing and *A. dioica* (L.) Gaertn. Acta Biol. Crac. Ser. Bot. 8: 51–61.
- Urbanska K. 1967. Embryological investigations in *Antennaria* Gaertn. IV. Microsporogenesis in *A. carpatica* (Wahlenb.) Bl. et Fing from North Scandinavia. Acta Biol. Crac. Ser. Bot. 10: 85–98.
- Urbanska K. 1970. *Antennaria carpatica* (Wahlenb.) Bluff et Fingerh. s.l. in Europe – a cytotaxonomical study. Ber. Geobot. Inst. ETH, Stiftung Rübel, Zürich 40: 79–166.
- Urbanska K. 1974. L'agamospermie, système de reproduction important dans la spéciation des Angiospermes. Bull. Soc. bot. France 121: 329–346.
- Urbanska K. M. 1980. Cytological variation within the family of Lemnaceae. In: Landolt E. (ed.). Biosystematic investigations in the family of duckweeds (Lemnaceae). Vol. 1. Veröff. Geobot. Inst. ETH, Stiftung Rübel, Zürich 70: 30–101.
- Urbanska K. M. 1981. Reproductive strategies in some perennial angiosperms. Viert. Jahrschr. Naturforsch. Ges. Zürich 126: 269–284.
- Urbanska K. M. 1984. Plant reproductive strategies. In: Grant W. F. (ed.), Plant biosystematics. Academic Press Canada, pp. 211–228.
- Williams G. C. 1975. Sex and evolution. Princeton Univ. Press, Princeton.
- Wright S. 1943. Isolation by distance. Genetics 28: 114–138.
- Wright S. 1948. On the roles of directed and random changes in gene frequency in the genetics of populations. Evolution 2: 279–295.
- Wu L. and Antonovics J. 1976. Experimental studies in *Plantago*. II. Lead tolerance in *Plantago lanceolata* and *Cynodon dactylon* from a roadside. Ecology 57: 205–208.
- Zollikofer C. 1930. Zur Fortpflanzung von *Poa alpina* L. Jahrb. St. Gall. Naturw. Ges. 65: 99–117.