

**Zeitschrift:** Annual report / International Committee of the Red Cross  
**Herausgeber:** International Committee of the Red Cross  
**Band:** - (1982)  
  
**Rubrik:** Support for activities throughout the world

### **Nutzungsbedingungen**

Die ETH-Bibliothek ist die Anbieterin der digitalisierten Zeitschriften auf E-Periodica. Sie besitzt keine Urheberrechte an den Zeitschriften und ist nicht verantwortlich für deren Inhalte. Die Rechte liegen in der Regel bei den Herausgebern beziehungsweise den externen Rechteinhabern. Das Veröffentlichen von Bildern in Print- und Online-Publikationen sowie auf Social Media-Kanälen oder Webseiten ist nur mit vorheriger Genehmigung der Rechteinhaber erlaubt. [Mehr erfahren](#)

### **Conditions d'utilisation**

L'ETH Library est le fournisseur des revues numérisées. Elle ne détient aucun droit d'auteur sur les revues et n'est pas responsable de leur contenu. En règle générale, les droits sont détenus par les éditeurs ou les détenteurs de droits externes. La reproduction d'images dans des publications imprimées ou en ligne ainsi que sur des canaux de médias sociaux ou des sites web n'est autorisée qu'avec l'accord préalable des détenteurs des droits. [En savoir plus](#)

### **Terms of use**

The ETH Library is the provider of the digitised journals. It does not own any copyrights to the journals and is not responsible for their content. The rights usually lie with the publishers or the external rights holders. Publishing images in print and online publications, as well as on social media channels or websites, is only permitted with the prior consent of the rights holders. [Find out more](#)

**Download PDF:** 06.07.2025

**ETH-Bibliothek Zürich, E-Periodica, <https://www.e-periodica.ch>**

---

# SUPPORT FOR ACTIVITIES THROUGHOUT THE WORLD

---

## Relief

Thirty-seven countries benefited in 1982 from ICRC material and medical assistance, consisting of 51,878 tons of material worth 183 million Swiss francs. ICRC relief action during the year under review is illustrated by the tables on pages 70, 71, 72 and may be summarized as follows:

- For *pecially financed actions*, undertaken by the ICRC with the support of governments, National Societies or various organizations, the value of relief supplies of all kinds (34,573.5 tons), delivered to the scene of the action either by the ICRC or directly by the donors, under ICRC supervision, amounted to 149.5 million Swiss francs.
- Thanks to agreements with the European Economic Community (EEC) and the Swiss Confederation, the ICRC supplied to thirteen countries *food aid* (17,490 tons) worth 31.9 million Swiss francs.
- Assistance to *detainees* and to their *families* cost 1,188,670 Swiss francs, in addition to 1.6 million Swiss francs already included under *pecially financed actions* above.

### Operational activities in 1982

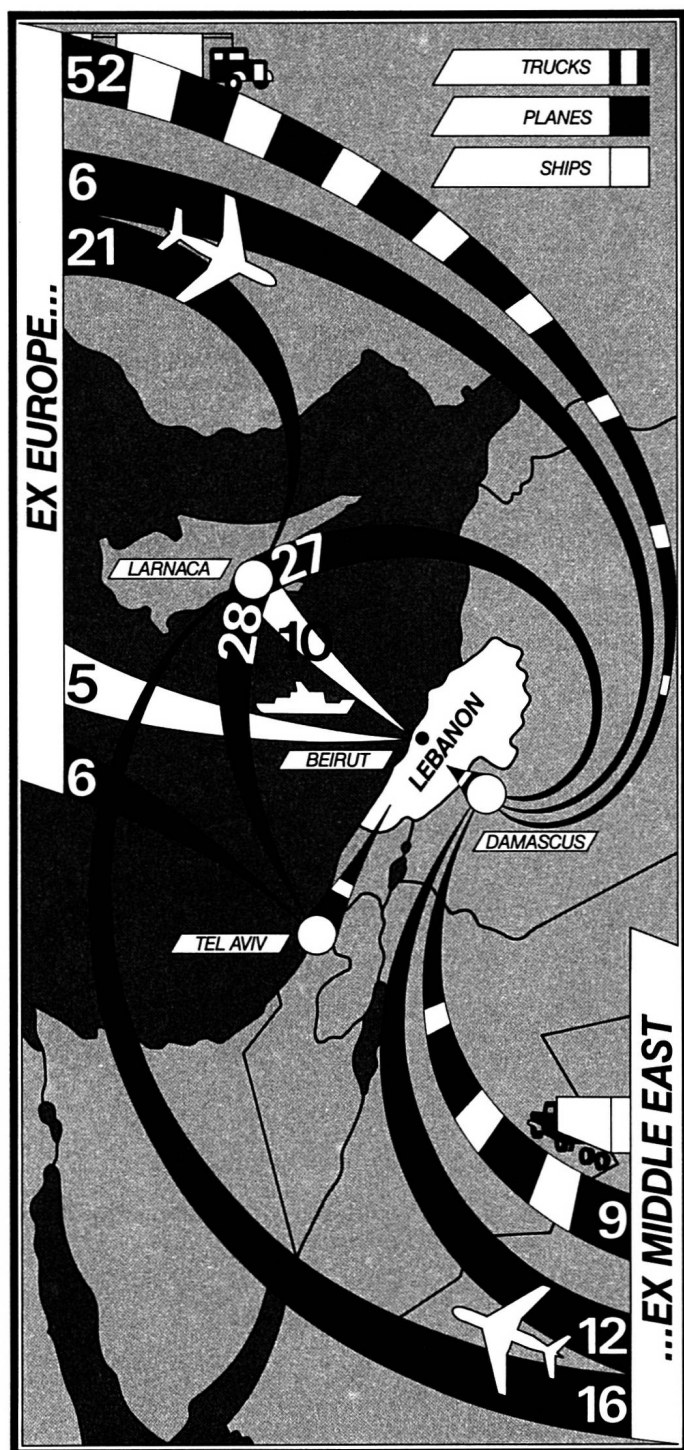
The ICRC Relief Division's main task is to co-ordinate and manage non-medical assistance programmes. It obtains from donors or purchases the essential relief material for undertaking assistance operations, and has it transported to its final destination, mainly in chartered boats or aeroplanes. It also stores supplies and supervises distribution, mostly through its delegations or the National Red Cross or Red Crescent Societies concerned.

The year 1982 was noted for the large-scale assistance programme on behalf of the civilian population of Lebanon during the latter part of the year. In the space of a few days, the Relief Division had to set up a complex logistic infrastructure, both within Lebanon and in several of the countries of the region, to ensure that aid arrived quickly to the affected areas.

The statistics which follow give an idea of the size of this operation:

- 9,200 tons of relief, estimated at more than 25 million Swiss francs, were supplied to Lebanon between June and December. This aid was undertaken as follows: 366 tons of goods were bought on the spot, 1,788 tons were transported by air, 5,881 tons by sea (including 1,714 tons on board the "Flora" alone, a boat placed at the ICRC's disposal by the German Red Cross in the Federal Republic of Germany), 1,165 tons by road from the Arab countries or Europe.
- 3 logistics bases were opened in Larnaca, Damascus and Tel Aviv in order to send relief to the Lebanon.
- As at 31 December 1982, 7,231 tons of relief had been distributed to more than 250,000 persons: 48% of these distributions had been made in the region of Beirut, 30% in south Lebanon, 17% in the Bekaa and 5% in and around Tripoli.
- The relief consisted mainly of monthly rations of food and toilet articles for families; 130,000 units had been prepared by nine donors (the Kuwait and Saudi Arabian Governments and the National Societies of Brazil, Denmark, the Federal Republic of Germany, Great Britain, Italy, Sweden and Switzerland) and the rest in the ICRC warehouses at Junieh, a town about twenty km to the north of Beirut. During the most crucial periods, as many as 5,000 parcels were made up each day.
- 21,460 sets of kitchen utensils, 273,360 blankets and various other relief goods.
- More than 40 relief delegates, including ten made available by the National Societies of Australia, Canada, Finland, the Federal Republic of Germany and Sweden, were sent out into the field during this operation.

The diagram on page 70 illustrates the different means of transport used for sending relief to the Lebanon.



Relief from Europe and the Middle East was conveyed to Lebanon in 116 aircraft and 15 ships chartered by the ICRC and 61 lorries.

## SPECIALLY FINANCED ACTIONS\*

(Relief in kind)

Sw.fr. 149,587,390

	Tons	Sw.fr.
<b>Africa . . . . .</b>		<b>11,204,060</b>
Angola . . . . .	2,917.8	5,254,810
Burundi . . . . .	17.3	36,040
Cape Verde . . . . .	—	700
Chad . . . . .	334	663,540
Ethiopia . . . . .	485	1,716,160
Ghana . . . . .	0.3	20,440
Mozambique** . . . . .	—	188,580
Namibia . . . . .	5.9	42,600
Somalia . . . . .	1.3	192,730
South Africa . . . . .	157.8	477,700
Sudan (conflict in Eritrea) . . . . .	1,083.1	2,108,190
Uganda . . . . .	61	322,010
Zaire . . . . .	118.4	180,560
<b>Latin America . . . . .</b>		<b>2,118,030</b>
El Salvador . . . . .	3,029	2,118,030
<b>Asia . . . . .</b>		<b>7,346,460</b>
East Timor . . . . .	260	1,013,680
Kampuchea . . . . .	22.5	1,291,360
Pakistan** . . . . .	—	1,534,610
Thailand . . . . .	1,355.5	3,506,810
<b>Europe . . . . .</b>		<b>89,690,900</b>
Poland . . . . .	16,208	89,690,900
<b>Middle East . . . . .</b>		<b>39,817,940</b>
Iran . . . . .	359.6	2,595,880
Iraq . . . . .	0.5	30,380
Lebanon . . . . .	8,156.5	37,191,680
<b>Total . . . . .</b>	<b>34,573.5</b>	<b>149,587,390</b>

\* This table does not include food relief from the EEC and the Swiss Confederation or the figures for aid financed by the regular budget.

\*\* Assistance consisted only of medical relief, not assessed in terms of weight.

Beneficiaries	Total Sw.fr.	Swiss Confederation		European Economic Community	
		Commodities	Sw.fr.	Commodities	Sw.fr.
<b>Africa . . . . .</b>	<b>16,307,790</b>		<b>1,386,330</b>		<b>14,921,460</b>
Angola. . . . .	6,231,490	1,000 t whole-grained maize	491,850	4,056 t maize meal 200 t sk.-milk powder 200 t butteroil	3,554,740 643,000 1,541,900
Ethiopia . . . . .	4,059,890	500 t wheat flour 50 t whole-milk powder	385,000 509,480	120 t butteroil 190 t sk.-milk powder 1,700 t wheat flour	1,001,450 663,420 1,500,540
Sudan (conflict in Eritrea) . . . . .	5,794,050			1,485 t wheat flour 395 t sk.-milk powder 364 t butteroil 50 t sk.-milk powder	1,139,180 1,350,730 3,304,140 222,360
Uganda . . . . .	222,360				
<b>Latin America. . .</b>	<b>4,996,950</b>		<b>264,700</b>		<b>4,732,250</b>
El Salvador . . . .	3,587,650			934 t rice 120 t butteroil 320 t sk.-milk powder	1,156,310 1,294,340 1,137,000
Nicaragua . . . . .	661,460	10 t processed cheese	70,570	180 t rice 70 t sk.-milk powder 70 t rolled oats	252,110 243,980 94,800
Paraguay . . . . .	95,880	10 t whole-milk powder	95,880		
Uruguay	651,960	15 t processed cheese	98,250	100 t sk.-milk powder 25 t butteroil	344,710 209,000
<b>Asia . . . . .</b>	<b>2,471,540</b>				
Philippines. . . . .	2,471,540			530 t sk.-milk powder 535 t rice 290 t rolled oats	1,476,600 639,500 355,440
<b>Europe . . . . .</b>	<b>590,000</b>		<b>590,000</b>		
Poland. . . . .	590,000	22 t whole-milk powder 54 t sk.-milk powder 22 t processed cheese	220,000 216,000 154,000		
<b>Middle East</b>	<b>7,590,480</b>		<b>1,247,360</b>		<b>6,343,120</b>
Israel and occupied territories . . . .	2,381,690			1,990 t wheat flour 300 t sk.-milk powder 400 t rice	1,036,090 894,660 450,940
Lebanon. . . . .	4,743,160	66.4 t whole-milk powder 10.1 t edible fats	704,200 77,530	394 sk.-milk powder 200 t butteroil 462 t rice	1,552,100 1,801,220 608,110
Syria . . . . .	465,630	50 t whole-milk powder	465,630		
<b>Total . . . . .</b>	<b>31,956,760</b>	<b>1,809.5 t</b>	<b>3,488,390</b>	<b>15,680.5 t</b>	<b>28,468,370</b>
* Amounts include freight.					

<b>AID TO DETAINEES AND THEIR FAMILIES</b>		<b>Sw.fr. 1,188,670</b>
(Financed from regular budget)		
<b>Latin America . . . . .</b>		<b>591,180</b>
Argentina . . . . .		39,420
Chile . . . . .		10,070
Nicaragua . . . . .		528,460*
Peru . . . . .		13,230
<b>Asia . . . . .</b>		<b>22,730</b>
Indonesia . . . . .		7,280
Philippines . . . . .		15,450
<b>Middle East . . . . .</b>		<b>574,760</b>
Egypt . . . . .		400
Israel and occupied territories . . . . .		507,700
Jordan . . . . .		18,900
Yemen Arab Republic . . . . .		47,760
* Sum to which the amount of Sw.fr. 283,540 must be added, representing stocks from 1981 which were distributed in 1982.		

## TRANSPORT

Costs of transport organized by the ICRC in 1982 totalled over 12 million Swiss francs; the breakdown of expenditure was as follows:

<b>1. Consignments by regular carriers</b>	<b>Kg.</b>	<b>Sw.fr.</b>
— Sea and land. . . . .	7,346,869	970,542
— Air . . . . .	59,108	521,179
<b>2. Chartered aircraft</b>		
— Split charter . . . . .	106,945	472,965
— Full charter . . . . .	310,013	2,243,763
— Angola action . . . . .	1,867,881	4,448,400
— Kampuchea action (73 flights Bangkok/Phnom-Penh). . . . .		1,049,590
— Lebanon action (145 flying hours) . . . . .		1,014,800
— Chad action (279 flying hours). . . . .		596,404
— Timor action (390 flying hours) . . . . .		429,000
<b>3. Customs import charges. . . . .</b>	<b>104,194</b>	<b>54,318</b>
<b>4. Insurance premiums . . . . .</b>		<b>252,296</b>
<b>Total</b>		<b>12,053,257</b>

## Medical activities

Besides its operational tasks in the field (taking part in visits to prisoners of war, persons detained on security grounds and civilian internees, treating the wounded and sick, providing medical relief supplies), the ICRC Medical Division took steps in 1982 to implement the recommendations of the seminar on emergency medical actions, held in Geneva in February 1981 (*see Annual Report 1981, p. 58*) and undertook various preparatory activities to this effect.

Several National Red Cross and Red Crescent Societies expressed interest in the system of having standard kits of medicaments ("hospital", "combat front", "dressings", "burns", "pediatric" kits) ready for use; this system has proved its merits by enabling the ICRC medical teams to become immediately operational in case of need. Some National Societies assembled such kits for themselves and were thus able to respond very efficiently to emergency situations. A practical guide to the preparation of these kits, intended for interested National Societies, is currently being prepared.

Another of the Medical Division's concerns has been to re-appraise certain basic problems concerning the organization and the technical and material aspects of emergency surgical actions. A group of experts which met at the ICRC have formulated guidelines for the formation of "emergency surgical units", which will be able to help National Societies in their work.

In 1982, 309 medical and paramedical staff (doctors, nurses, physiotherapists, orthopedists, nutritionists, hygienists) were sent out by the ICRC in the course of operations in Africa, Latin America, Asia, Europe and the Middle East. Of these, 152 came from the National Societies of ten countries (Canada, Denmark, Finland, France, Federal Republic of Germany, Netherlands, New Zealand, Norway, Sweden and the United Kingdom).

The ICRC continued, in 1982, to provide aid in the form of orthopedic appliances and the rehabilitation of war invalids by keeping up its five artificial limb workshops, in Angola, Ethiopia, Mozambique, Pakistan and Chad (*see the relevant sections concerning these countries*). These centres are run on the principle of applying simple techniques adapted to the material available locally, and their success is largely due to the spirit of the local personnel (trained by specialists sent by the ICRC), who find their motivation in the knowledge that their country's needs in this particular field are immense.

The ICRC also developed several public health programmes in 1982, whose importance is most keenly felt in periods of conflict. Projects were carried out in Uganda, Zaire, Lebanon and Pakistan, and were of inestimable benefit for the conflict victims. A handbook on this subject has been prepared and will be used when training voluntary workers needed to deal with this type of problem.

Finally, it should be mentioned that a post of nutritionist has been created in the Medical Division. This specialist's work will help to improve the efficacy of the feeding

programmes set up by the ICRC for populations affected by conflicts.

During the year, the total value of medicaments and medical material supplied by the ICRC amounted to 26.1 million Swiss francs, not counting the aid supplied for the joint League-ICRC programme in Poland, which amounted to 28.5 million Swiss francs (*see breakdown of this amount by countries in the tables on pages 27, 37, 49, 54 and 67*).

## Activities on behalf of detainees

The ICRC's protection activities include visits to places of detention by virtue of the Third and Fourth Geneva Conventions (prisoners of war, civilian internees), and also by virtue of its universally recognized humanitarian right of initiative based on the Statutes of the International Red Cross (persons detained on security grounds). The ICRC, as a neutral and independent intermediary, can offer its services to countries where there may be a situation of internal disturbances or internal tension. The States, to which such an offer is made, are under no obligation to accept it. It is therefore on the basis of a relationship of trust that the ICRC is authorized to act. Occasionally, too, the ICRC undertakes protection activities in a particular country at the specific request of the government concerned.

### Conditions and procedure of visits

Visits to detainees have now become a major activity of the ICRC, which maintains the greatest discretion about its action in this connection in the interest of the victims themselves.

The ICRC visits places of detention provided that its delegates are allowed:

- to see all the detainees and talk with them freely without witnesses;
- to have access to all places of detention, and to repeat visits;
- to have a list of the persons to be visited, or to draw up such a list during the visit;
- to distribute, where necessary, material assistance to detainees and to their families in distress.

After the visits, confidential reports are sent solely to the governments concerned. The reports contain concrete suggestions to improve, where necessary, the conditions of detention; they are not intended for publication. The ICRC restricts itself to publishing the number of places visited, the dates of the visits and the number of persons seen. It does not express any opinion on the grounds for detention, nor does it publicly comment on the material or psychological conditions observed. Should any government publish extracts of ICRC reports, or an inaccurate version thereof, the ICRC reserves the right to publish the report or reports concerned in their entirety.

VISITS BY THE ICRC TO PLACES OF DETENTION IN 1982		
Country	Number of places of detention	Number of detainees
<b>Africa</b>		
Angola	1	4
Burundi	11	3,322
Cape Verde Islands	1	15
Chad	30	567
Lesotho	1	12
Namibia/South-West Africa	4	250
Somalia	3	207
South Africa	10	415
Zaire	59	6,198
<b>Latin America</b>		
Argentina	11	1,067
Chile	27	220
El Salvador	171	1,278
Falklands/Malvinas	*	11,692
Nicaragua	19	3,915
Peru	8	441
Suriname	4	21
<b>Asia</b>		
Afghanistan	1	338
East Timor	2	27
Malaysia	3	16
Philippines	51	~ 500
Thailand	12	278
<b>Europe</b>		
Poland	24	4,854
Switzerland	4	7**
United Kingdom	1	1
<b>Middle East</b>		
Iran	18	28,425
Iraq	5	5,285
Israel and the occupied territories	21	4,067***
Jordan	17	4,260
Lebanon****	2	~ 8,500
Syria	1	3
Yemen Arab Republic	1	171
<b>TOTAL</b>	<b>523</b>	<b>86,356</b>

\* Most of the visits were carried out on board British vessels.

\*\* Soviet soldiers captured in Afghanistan and interned in Switzerland.

\*\*\* Including 296 Syrian prisoners of war and 66 detainees belonging to the PLO, visited in Israel; these men were captured during the Lebanon conflict.

\*\*\*\* In Lebanon, the ICRC visited the prisoners detained by the Israeli armed forces at Insar, and 6 Israeli prisoners of war in the Bekaa Valley in the hands of the PLO.

## Statistics for 1982

In 1982, ICRC delegates visited 523 places of detention in thirty countries. They saw there over 86,000 persons deprived of their liberty (about twice as many as the number of detainees visited in 1981); this figure included nearly 55,000 prisoners of war in about ten countries.

The programmes of material assistance to detainees and their families cost 1,188,670 Swiss francs (*see Table on p. 72*), plus 1.6 million Swiss francs for relief supplies to this category of victims in the course of specially financed operations.

## Telecommunications

Five new radio stations, to maintain contact with Geneva, were opened by the ICRC in 1982: in Maputo (Mozambique), on 18 January; Windhoek (Namibia/South West Africa), on 29 January; N'Djamena (Chad), on 9 March; Sidon and Tyre (Lebanon), on 19 June and 25 August respectively. Five "mission" stations, used for local contacts, were also set up: N'Giva (Angola), on 26 February; Abéché (Chad), on

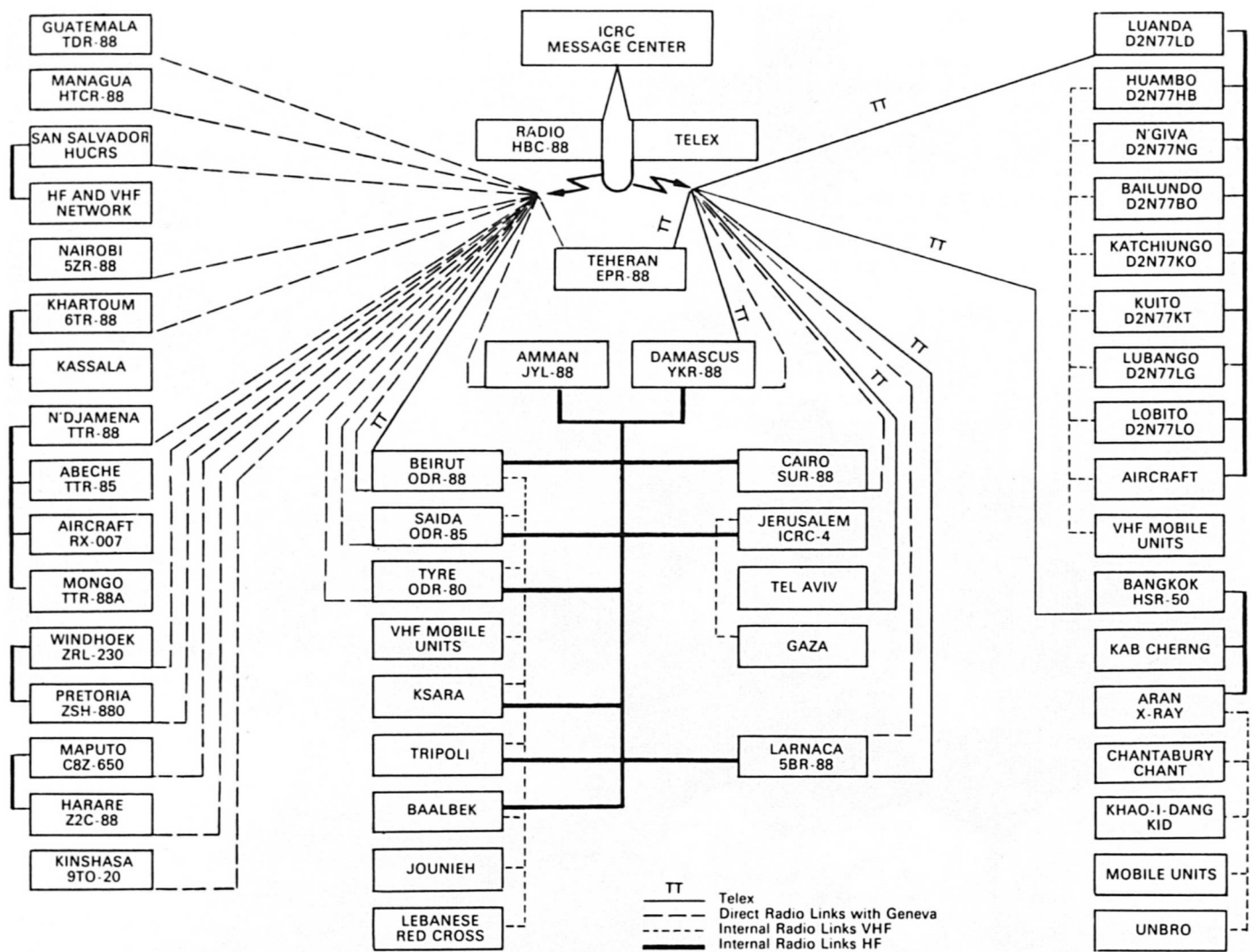
30 May; Larnaca (Cyprus), on 13 June; Ksara (Lebanon), on 17 June and Mongo (Chad), on 20 October. On the other hand, the Kampala, Moyo and Arua stations, all three in Uganda, were closed in February and March after the ICRC's activities had been suspended by that country.

In addition, between January and June, the ICRC set up a radio network linking the Polish Red Cross headquarters in Warsaw with its main sections in a dozen provincial towns (Gdansk, Szczecin, Wroclaw, Ciechanow, Lodz, Krakow, Krosno, Bydgoszcz, Poznan, Lublin, Katowice and Bialystok). This network was intended to improve the co-ordination of the relief programme carried out by the Polish Red Cross with the co-operation of the League and the ICRC.


In 1982, the number of radio messages exchanged between ICRC headquarters and delegations in the field rose to 10,222, as against 8,620 in 1981. Radio traffic between delegations increased considerably: 24,750 messages, as against 17,587 in 1981. Taking telex messages into account, ICRC Telecommunication Service technicians (staff strength: 11 at headquarters and an average of 18 in the field) dealt with 77,510 messages transmitted or received, compared with 53,259 in 1981.

On 31 December 1982, the ICRC telecommunication network was as shown on page 75.









*A course on hygiene by an ICRC nurse for the staff of a village health centre in Angola (photo Liliane de Toledo)*