

Effect of photoperiod on seasonal dimorphism of some mediterranean plants

Autor(en): **St. Margaris, Nikolaos**

Objektyp: **Article**

Zeitschrift: **Berichte der Schweizerischen Botanischen Gesellschaft = Bulletin de la Société Botanique Suisse**

Band (Jahr): **85 (1975)**

Heft 2

PDF erstellt am: **23.09.2024**

Persistenter Link: <https://doi.org/10.5169/seals-60172>

Nutzungsbedingungen

Die ETH-Bibliothek ist Anbieterin der digitalisierten Zeitschriften. Sie besitzt keine Urheberrechte an den Inhalten der Zeitschriften. Die Rechte liegen in der Regel bei den Herausgebern.

Die auf der Plattform e-periodica veröffentlichten Dokumente stehen für nicht-kommerzielle Zwecke in Lehre und Forschung sowie für die private Nutzung frei zur Verfügung. Einzelne Dateien oder Ausdrucke aus diesem Angebot können zusammen mit diesen Nutzungsbedingungen und den korrekten Herkunftsbezeichnungen weitergegeben werden.

Das Veröffentlichen von Bildern in Print- und Online-Publikationen ist nur mit vorheriger Genehmigung der Rechteinhaber erlaubt. Die systematische Speicherung von Teilen des elektronischen Angebots auf anderen Servern bedarf ebenfalls des schriftlichen Einverständnisses der Rechteinhaber.

Haftungsausschluss

Alle Angaben erfolgen ohne Gewähr für Vollständigkeit oder Richtigkeit. Es wird keine Haftung übernommen für Schäden durch die Verwendung von Informationen aus diesem Online-Angebot oder durch das Fehlen von Informationen. Dies gilt auch für Inhalte Dritter, die über dieses Angebot zugänglich sind.

Effect of photoperiod on seasonal dimorphism of some mediterranean plants

By *Nikolaos St. Margaris*

Institute of General Botany,
University of Athens, Greece

Manuscript received October 15, 1974

The seasonal dimorphism in plants of the „phrygana“ (ORSHAN 1964); synonyms: garrigue (France), tomillares (Spain), batha (Israel) is a mechanism of adjustment of these plants to the climate of mediterranean areas (mild, rainy winters and dry, hot summers). By means of this seasonal dimorphism the plants reduce their transpiring mass during summer. Till now there is only inadequate information on the mechanism through which the environment affects the growth and form as well as the ways through which their particular form and growth types serve as an adaptation to the environment. In 1938 ORSHAN certified in *Ononisatrix* that the water stress does not determine the changes in the form of leaves and branches at the beginning of the dry period. Also, BERLINER and ORSHAN (1971) experimenting on *Sarcopoterium spinosum* gave results according to which the day length seemed to act on the seasonal dimorphism of the above stated plant. The above work, as well as the fact that more than 20% of the land in Greece is covered by phrygana were the stimuli for the present work in which the seasonal dimorphism is studied in relation to the day length in three basic elements of the phrygana vegetation (*Thymus capitatus*, *Euphorbia acanthothamnus* and *Sarcopoterium spinosum*).

Material and methods

The collection of the fruits of *Sarcopoterium spinosum* (*Poterium spinosum* L.) and the seeds of *Thymus capitatus* Hoffm. et LK. took place in August and October 1973 in Hymettos area, near Athens. They were planted at the beginning of December 1973 into 1000 ml plastic pots containing a 3:1 mixture of good fertilized soil and sand. In the case of *Euphorbia acanthothamnus* Heldr. and due to the fact that the seeds were impossible to germinate (neither in petri-dishes nor in pots) we used ready seedlings from the same area

aged about one month, which were transplanted into pots. For every plant we used at least 12 pots with 3–5 plants in each one. The pots were placed in growth chambers (Controlled Environments Ltd, Canada, Models EY8VII) under controlled conditions (temperature 20°C until April 15th and then 25°C and relative humidity 70%).

The lighting (08.00–16.00 Hr for the short day (SD) and 08.00–24.00 Hr for the long day (LD) resulted from the combination of fluorescent (General electric F48T12/cw) and incandescent (Osram ooV lamps) and was on the surface of the plants 3400 Lux in LD and 6800 Lux in SD growth chambers (a mixture of 2:3 inc: flu, using a Lux-meter, GURO 7-14/14-18 ϕ). The above difference in the energy is used so that we avoid the case of having different amounts of photosynthesis.

The night break was of a duration of 15 min at the middle of the dark period using inc lamp (OSRAM, ooV) in the SD chamber. The first experiment, with SD and LD conditions only, was finished by June 1974 and the second one, with break on SD plants, was finished by October 1974.

Results

a. *Thymus capitatus*

Figure 1 shows the plant developed under SD (Fig. 1a), LD (Fig. 1b) conditions as well as a part of a plant we got from natural conditions which show the change of the form which occurs in the nature in June (Fig. 1c). Also, Figure 2 has the details from the above plants. From these Figures and using the life cycle of *Thymus capitatus* (see ORSHAN, 1964, p. 209) is concluded that under LD conditions the plants showed clearly a summer appearance (the winter leaves already shed and the new brachyblasts developed) in contrast to the plants developed under SD conditions.

b. *Euphorbia acanthothamnus*

Figure 3 shows the life cycle of *E. acanthothamnus*. Figures 4 and 5 show again the results taken. The plants developed under LD conditions also gave the summer form with long lignified internodes.

c. *Sarcopoterium spinosum*

Figures 6 and 7 show the picture of the plants we got. The results show clearly a summer appearance in the plants under LD conditions. The results taken have already been mentioned in a general aspect by BERLINER and ORSHAN (1971). However a careful observation of the leaves in relation to the work by LITAV and ORSHAN (1971) proves that under LD conditions we have summer leaves while under SD winter leaves.

Night break effect

At the second experiment with *S. spinosum* and *T. capitatus* the use of night break on SD conditions transformed the plants to the summer (LD) form.




Figure 1:

Thymus capitatus plants developed under short (SD) and long (LD) day conditions. Also, plants taken from nature (NAT).




Figure 2:

Branch from *Thymus capitatus* developed under short (SD) and long (LD) day conditions. Also plants taken from nature (N).

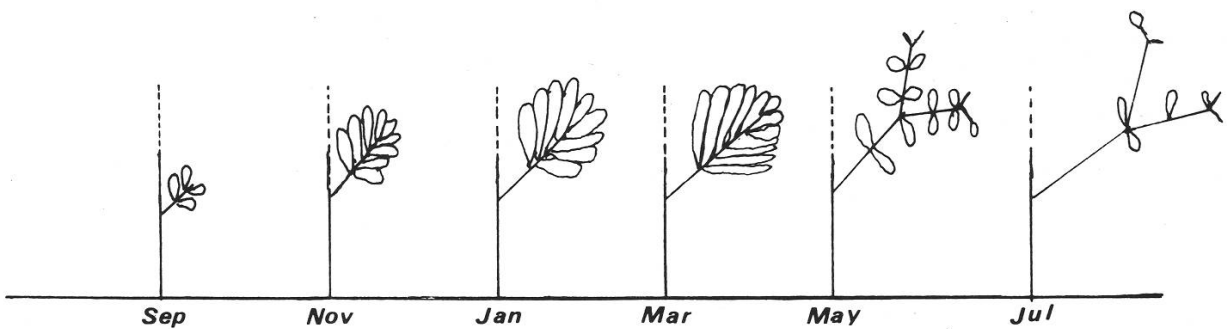


Figure 3: Life cycle of *Euphorbia acanthothamnus*.




Figure 4:

Euphorbia acanthothamnos plants developed under short (SD) and long (LD) conditions. Also plants taken from nature. (NAT).



Figure 5:

Branches of *Euphorbia acanthothamnos* developed under short (SD) and long (LD) day conditions. Also plants taken from nature (N).




Figure 6:
Sarcopoterium spinosum plants developed under short (SD) and long (LD) day conditions. Also plants taken from nature (NAT).

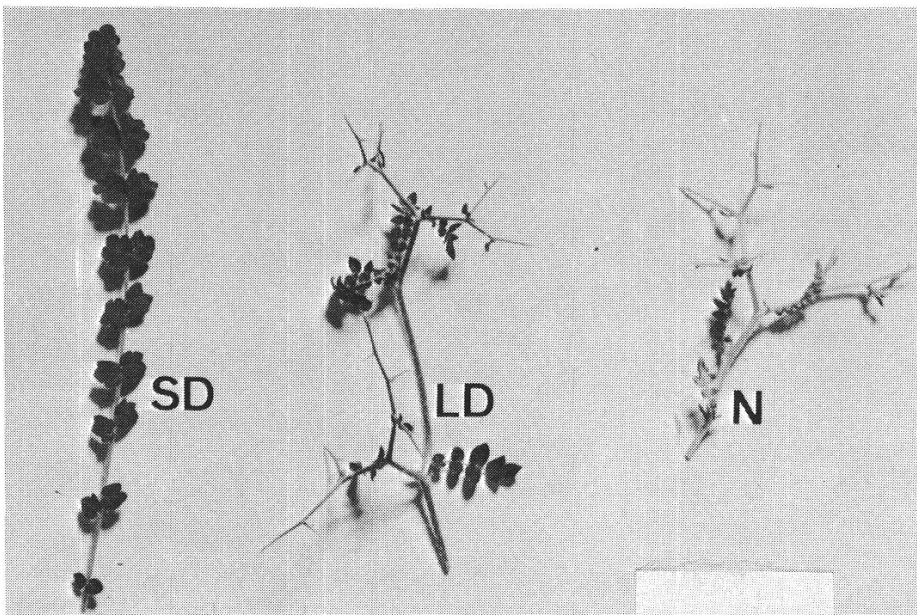


Figure 7:
Branches of *Sarcopoterium spinosum* plants developed under short (SD) and long (LD) day conditions. Also plants taken from nature (N).

Discussion

The seasonal dimorphism, according to the above stated results, seems to be controlled by the day length. Here must be mentioned the fact that the plants developed under LD conditions pass through the winter form to the summer form in contrast to the plants developed under SD conditions which remain in winter form. We think that results are interesting for further study of the mechanism mainly because during the year the plants seem to take more than one signals. We also noticed that in the above mentioned experiments the lighting conditions (8 and 16 hrs for SD and LD respectively) were very different and other combinations must be studied. Also the study of the nature of the photoreceptor (s) is also necessary using different wave-lengths. But as it concerns the photoreceptor involved the results obtained and especially the night break effect permit the development of the hypothesis that this is phytochrome.

The author is most grateful to Mr. J. Argiris and Dr. B. Galatis for their help.

Summary

The seasonal dimorphism of the plants *Thymus capitatus*, *Euphorbia acanthothamnus* and *Sarcopoterium spinosum* is controlled by the day length and particularly under short day (SD) and long day (LD) conditions a winter or summer form respectively is developed. Using a night break it is possible to obtain the summer form under SD condition.

Zusammenfassung

Einfluss der Photoperiode auf den Saisondimorphismus mediterraner Pflanzen.

Der Saisondimorphismus von *Thymus capitatus*, *Euphorbia acanthothamnus* und *Sarcopoterium spinosum* wird durch die Tageslänge gesteuert. Unter Kurztagsbedingungen (SD) wird eine Winterform und unter Langtagsbedingungen (LD) eine Sommerform gebildet. Durch kurze Belichtung in der Mitte der Dunkelperiode kann die Sommerform unter Kurztagsbedingungen erhalten werden.

References

- Berliner R. and G. Orshan, 1971. Effects of photoperiod on seasonal dimorphism, flowering and fruiting of *Sarcopoterium spinosum* (L.) SP. Israel J. Bot. 20: 199–202.
- Litav M. and G. Orshan, 1971. Biological flora of Israel. 1. *Sarcopoterium spinosum* (L.) SP. Israel J. Bot. 20: 48–64.
- Orshan G. 1938. Seasonal leaf dimorphism in *Ononis matrix* L. Palest. J. Bot. Jerusalem Ser. 1: 233–234.
- Orshan G. 1964. Seasonal dimorphism of desert and Mediterranean chamaephytes and its significance as a factor in their water economy. In: The water relations of plants. A.J. Rutter and F.H. Whitehead (Eds) Blackwell Science Publ., pp 206–222.

Nikolaos St. Margaris
Institute of General Botany
University of Athens
Panepistimiopolis, Athens 621, Greece