

**Zeitschrift:** Swiss express : the Swiss Railways Society journal  
**Herausgeber:** Swiss Railways Society  
**Band:** - (2013)  
**Heft:** 113

**Artikel:** A photographer's Switzerland  
**Autor:** Bagwell, Tony  
**DOI:** <https://doi.org/10.5169/seals-854188>

### **Nutzungsbedingungen**

Die ETH-Bibliothek ist die Anbieterin der digitalisierten Zeitschriften auf E-Periodica. Sie besitzt keine Urheberrechte an den Zeitschriften und ist nicht verantwortlich für deren Inhalte. Die Rechte liegen in der Regel bei den Herausgebern beziehungsweise den externen Rechteinhabern. Das Veröffentlichen von Bildern in Print- und Online-Publikationen sowie auf Social Media-Kanälen oder Webseiten ist nur mit vorheriger Genehmigung der Rechteinhaber erlaubt. [Mehr erfahren](#)

### **Conditions d'utilisation**

L'ETH Library est le fournisseur des revues numérisées. Elle ne détient aucun droit d'auteur sur les revues et n'est pas responsable de leur contenu. En règle générale, les droits sont détenus par les éditeurs ou les détenteurs de droits externes. La reproduction d'images dans des publications imprimées ou en ligne ainsi que sur des canaux de médias sociaux ou des sites web n'est autorisée qu'avec l'accord préalable des détenteurs des droits. [En savoir plus](#)

### **Terms of use**

The ETH Library is the provider of the digitised journals. It does not own any copyrights to the journals and is not responsible for their content. The rights usually lie with the publishers or the external rights holders. Publishing images in print and online publications, as well as on social media channels or websites, is only permitted with the prior consent of the rights holders. [Find out more](#)


**Download PDF:** 09.12.2025

**ETH-Bibliothek Zürich, E-Periodica, <https://www.e-periodica.ch>**




# A PHOTOGRAPHER'S SWITZERLAND

Tony Bagwell

Being a keen photographer I always take a camera on my travels to Switzerland. However, unlike many of my camera club friends, I do not go loaded with a backpack of gear. One digital SLR with an 18-200mm lens and one 10-20mm wide-angle lens is enough – plus the matching polarising filters for the two lenses to accentuate the skies etc. I'm basically looking for photos for three uses; some for possible SRS use; some for use with music sequences that I show to local groups to raise money for charity, and some that may be of use for camera club competitions. I have to say the latter are the ones with least priority, though occasionally some images do present themselves for this purpose. It is worth considering the more "artistic" images, as they can be a valuable addition to your photo collection. Most photography judges are looking for something more than just a nice photo of a train, no matter how glorious the scenery behind might be. So here are a few suggestions of mine that might get you thinking "outside the box", of front three quarter views of trains. All of these pictures are virtually "straight" from the camera. The only "doctoring" done in the computer has been the odd exposure correction and cropping. 

## Feet at Luzern

Yes – this was taken "in camera" – no Photoshop jiggy-pokery. I needed a longish time exposure and didn't have a tripod, so I rested the camera on the ticket validation machine at the start of the platform at Luzern station. Setting the ISO (film speed in old terms) as low as it would go; setting the aperture fairly small (high f number), and putting on the polarising filter, I got an exposure time of 2 seconds. Pressing the button as a group of passengers walked by got this effect. Their bodies keep moving and thus appear as a complete blur, but their feet remain stationary for short times as they take their steps, thus registering in the camera.



## Ballenberg

This magnificent chalet at the Ballenberg Open Air Museum is one of the signature buildings on the site. To give a different twist on it I used the wide-angle lens and held the camera over the front fence and aimed at the flower without using the viewfinder. After several attempts I managed to get this shot. One of the advantages of digital is that you can see what you've taken and if it's not right, try again. By setting a small aperture (high f number) the depth of field is sufficient to get the flower sharp, but still keep the building pretty much in focus.





### Lake Luzern

It doesn't have to be sunny all the time. On the boat from Luzern to Vitznau I spotted this paddle steamer across the lake. I thought the dream-like quality of the picture worked, with the clouds and mountains faintly in the background. The judge at the camera club meeting did not agree!


### Fluelen Flags

This is perhaps more of a conventional scenery shot but I thought that the downward curve of the path and the upward curve of the flags made a good frame for the boat.



### St Gallen Church

I love looking around the variety of Swiss Churches and this was in St Laurencekirche at St Gallen. By using the pop-up flash on the camera, but setting it to night-time flash mode, the flash lit up the flowers but the camera still gave an exposure for the rest of the church.



### Going up

With time to spare at Luzern station I was looking for photo opportunities. Proving you don't always have to keep the camera level, I tried this shot looking down on the escalator. Putting a red frame around the image accentuates the red handrails. You either like it or not.



## Appenzell Corpus Christie Parade

I had taken a lot of photos of the people walking to church at the Corpus Christie Parade in Appenzell, but they were all looking very solemn. However, once out of the church service they were cheerful and chatting to one another. I spotted these three ladies sitting outside one of the cafés enjoying their Coca Cola and thought they looked slightly out of place in their magnificent costumes.




## Sonogno

I'm sure we've all taken photos of postbuses but using a wide angle lens and getting in close I got this more abstract shot of a "Swiss Postbus in natural habitat" – the tongue in cheek title I gave it to have-a-go at all the natural history photographers in our camera club. This one the judge *DID* like.

## Heron

For a while at Ouchy I thought this was an artificial heron as it sat still for so long. I walked as close as I dare on the rocks and took many shots before I got fed up and it *STILL* sat there. With the out-of-focus mountain in the background it just gives a context to the image.



## Street Musicians

There were several pianos dotted around the street of Geneva for the public to use. I spotted these two musicians using this one and I just liked the juxtaposition of them in their modern bright clothes with the old lady in black.

