

Sulzer diesel engines - past and present

Autor(en): **[s.n.]**

Objektyp: **Article**

Zeitschrift: **The Swiss observer : the journal of the Federation of Swiss Societies in the UK**

Band (Jahr): - **(1978)**

Heft 1739

PDF erstellt am: **21.09.2024**

Persistenter Link: <https://doi.org/10.5169/seals-686728>

Nutzungsbedingungen

Die ETH-Bibliothek ist Anbieterin der digitalisierten Zeitschriften. Sie besitzt keine Urheberrechte an den Inhalten der Zeitschriften. Die Rechte liegen in der Regel bei den Herausgebern. Die auf der Plattform e-periodica veröffentlichten Dokumente stehen für nicht-kommerzielle Zwecke in Lehre und Forschung sowie für die private Nutzung frei zur Verfügung. Einzelne Dateien oder Ausdrucke aus diesem Angebot können zusammen mit diesen Nutzungsbedingungen und den korrekten Herkunftsbezeichnungen weitergegeben werden. Das Veröffentlichen von Bildern in Print- und Online-Publikationen ist nur mit vorheriger Genehmigung der Rechteinhaber erlaubt. Die systematische Speicherung von Teilen des elektronischen Angebots auf anderen Servern bedarf ebenfalls des schriftlichen Einverständnisses der Rechteinhaber.

Haftungsausschluss

Alle Angaben erfolgen ohne Gewähr für Vollständigkeit oder Richtigkeit. Es wird keine Haftung übernommen für Schäden durch die Verwendung von Informationen aus diesem Online-Angebot oder durch das Fehlen von Informationen. Dies gilt auch für Inhalte Dritter, die über dieses Angebot zugänglich sind.

SULZER DIESEL ENGINES

The story begins in 1879 when the young Rudolf Diesel, having completed his studies, entered the employment of Sulzer Brothers as a trainee. In 1893 Diesel published his work "Theory and Design of an Economical Heat Engine", and embarked upon the practical realisation of his invention.


He was keenly interested in securing the co-operation of Sulzer Brothers and succeeded in getting them to sign an agreement. Since that time intensive development work has been carried out. From the basic conception of a vertical, single acting engine the modern Sulzer Diesel engine, a power unit satisfying even the most exacting requirements has evolved.

The first Sulzer experimental four-stroke engine was built in 1897 and several engines made. The switch to the two-stroke principle in 1905 constituted a decisive advance. The first two-stroke engines had uniflow scavenging, with air inlet valves in the cylinder cover and exhaust ports in the liner. About 1910 the next step was made to the valveless two-stroke engine with its gas exchange controlled solely by inlet and exhaust ports in the cylinder liner. Eliminating the valves in the cylinder cover, together with their driving gear was an important simplification creating a conspicuous feature of the Sulzer two-stroke engine still retained today.

It was felt at an early stage that the diesel engine was suited for the propulsion of sea-going vessels, but that larger unit output would be needed. Accordingly in 1911 a single-cylinder experimental engine was built with a cylinder bore of 1,000 mm.

In 1955 a fresh period of intensive development began. Its aim was to raise the specific output by means of supercharging and also at the same time boosting the maximum output obtainable from the diesel engine by adopting larger cylinder bores — up to 1,050 mm. This development was accelerated by the tremendous advances in ship building. Ships were built in increasing numbers with greater and greater tonnages requiring even more drive horse-power.

Successful use was made of cheaper residual oils for fuel in these slow speed engines and this development went a long




One of the first Sulzer four-stroke diesels. Installed as a pump drive in 1903, it ran ten hours a day until 1951 without giving trouble.

way towards securing a larger share of marine propulsion for the slow speed diesel engine at the expense of the steam turbine and giving the best thermal efficiency obtainable over all other prime movers.

Since 1962 upwards of 40 Sulzer slow speed diesel engines have been commissioned or are on order for power stations. These installations include the diesels for Bong Range Power Station in Liberia. At present this power station is being enlarged by three further Sulzer engines making a total of 11 Sulzer engines. With a total output of 100 mW it will be the largest diesel power station in the world.

Recently the States of Guernsey Electricity Board have placed an order with Sulzer Bros. (U.K.) Limited for one diesel engine an alternator of 12 mW with engine room accessories. An extension to the existing Valve Power Station will be built to accommodate this and future engines. The Sulzer Group has received two other major orders for Sulzer engines based on the low speed marine type diesel engine — one for Vazzino, Corsica, and the other for Al Ain, United Arab Emirates.



Four-cylinder Sulzer, two-stroke crosshead marine engines giving 1350 bhp (1917).



By Appointment to Her
Majesty The Queen
Suppliers of Catering
Utensils & Equipment

LEON JAECCI & SONS LTD.


232 TOTTENHAM COURT ROAD, LONDON W1P 0BL.

Tel: 01-580 1957/8


Catering Equipment & Utensils — Coppersmiths, Tinnern, Silver Platers

Publishers of: "Le Repertoire de la Cuisine"

- PAST AND PRESENT



Part of the crankshaft of an eight-cylinder Sulzer crosshead engine with 1050 mm cylinder bore (32,000 bhp).



The "Bong Range" diesel power station employs 11 Sulzer diesels.

ACKNOWLEDGEMENTS

W. Kilchenmann – 75 years of Sulzer Diesel Engines. Sulzer Technical Review No. 4/1974.

H. Ringgenberg – Africa's Largest Diesel Power Station. Sulzer Technical Review No. 1/1966.

FIRST
CLASS

CIBA-GEIGY IN BRITAIN



CIBA-GEIGY (UK) Limited
Ciba-Geigy (ADP) Company
Ciba-Geigy Plastics and Additives Company
ILFORD Limited
CIBA-GEIGY Chemicals Limited
The Clayton Aniline Company Limited
Airwick (UK) Limited
CIBA-GEIGY (G.F.S.) Limited
CIBA-GEIGY (Insurance Services) Limited
C.G.I. Pension Trust Limited