

**Zeitschrift:** Schweizerische mineralogische und petrographische Mitteilungen = Bulletin suisse de minéralogie et pétrographie

**Band:** 84 (2004)

**Heft:** 1-2: Geodynamics and Ore Deposit Evolution of the Alpine-Carpathian-Balkan-Dinaride Orogenic System

**Artikel:** Variscan to Alpine tectonothermal evolution of the Central Srednogie unit, Bulgaria: constraints from  $^{40}\text{Ar}/^{39}\text{Ar}$  analysis

**Autor:** Velichkova, Svetlana H. / Handler, Robert / Neubauer, Franz

**DOI:** <https://doi.org/10.5169/seals-63743>

### **Nutzungsbedingungen**

Die ETH-Bibliothek ist die Anbieterin der digitalisierten Zeitschriften auf E-Periodica. Sie besitzt keine Urheberrechte an den Zeitschriften und ist nicht verantwortlich für deren Inhalte. Die Rechte liegen in der Regel bei den Herausgebern beziehungsweise den externen Rechteinhabern. Das Veröffentlichen von Bildern in Print- und Online-Publikationen sowie auf Social Media-Kanälen oder Webseiten ist nur mit vorheriger Genehmigung der Rechteinhaber erlaubt. [Mehr erfahren](#)

### **Conditions d'utilisation**

L'ETH Library est le fournisseur des revues numérisées. Elle ne détient aucun droit d'auteur sur les revues et n'est pas responsable de leur contenu. En règle générale, les droits sont détenus par les éditeurs ou les détenteurs de droits externes. La reproduction d'images dans des publications imprimées ou en ligne ainsi que sur des canaux de médias sociaux ou des sites web n'est autorisée qu'avec l'accord préalable des détenteurs des droits. [En savoir plus](#)

### **Terms of use**

The ETH Library is the provider of the digitised journals. It does not own any copyrights to the journals and is not responsible for their content. The rights usually lie with the publishers or the external rights holders. Publishing images in print and online publications, as well as on social media channels or websites, is only permitted with the prior consent of the rights holders. [Find out more](#)

**Download PDF:** 07.08.2025

**ETH-Bibliothek Zürich, E-Periodica, <https://www.e-periodica.ch>**

## **Variscan to Alpine tectonothermal evolution of the Central Srednogorie unit, Bulgaria: constraints from $^{40}\text{Ar}/^{39}\text{Ar}$ analysis**

*Svetlana H. Velichkova*<sup>1,2</sup>, *Robert Handler*<sup>1</sup>, *Franz Neubauer*<sup>1</sup> and *Zivko Ivanov*<sup>2</sup>

### **Abstract**

The Panagyurishte region, east of Sofia in Bulgaria, is characterised by amphibolite facies metamorphic basement rocks, overlain by Late Carboniferous to Triassic and Late Cretaceous cover sequences, which together comprise the Central Part of the Srednogorie unit. This succession is intruded by subvolcanic Cretaceous calcalkaline magmatic bodies, which are part of the so-called Banatite Belt and host world-class Cu–Au-deposits. The goal of this study is to constrain the age of tectonometamorphic events recorded in the Srednogorie basement.

The amphibolite facies metamorphic Srednogorie basement consists of two-mica gneisses, micaschists, ortho-amphibolites, small serpentinite bodies, and anatexites of pre-Upper Carboniferous age. New  $^{40}\text{Ar}/^{39}\text{Ar}$  ages of white mica and biotite from southern and northern sectors of the central part of the Srednogorie unit show well-defined Late Palaeozoic plateau ages of ca. 317–305 Ma, which indicate a Variscan age for the postmetamorphic cooling after the last amphibolite facies metamorphic overprint. Subsequent post-Variscan intrusion and slow cooling of the cross-cutting Poibrene diorite is indicated by Late Palaeozoic cooling ages of  $302.9 \pm 1.4$  and  $263.00 \pm 0.69$  Ma reported for hornblende and biotite, respectively.

During the Cretaceous, southern sectors of the Srednogorie basement and overlying Late Carboniferous to Triassic cover successions were affected by greenschist facies metamorphic overprint. The latter event is limited to southern sectors near Alpine low-angle normal faults. Muscovite and biotite samples from several subhorizontal ductile shear zones yield consistent Cretaceous  $^{40}\text{Ar}/^{39}\text{Ar}$  plateau ages of ca. 99–105 Ma. Greenschist facies retrogression affected the basement mainly along basement-cover (Stefanian-Permian) contacts, which are strongly sheared. Subsequently, the steep ductile dextral Maritsa shear zone formed along a belt of granitoid intrusions within rheologically weakened crust along southern margins of the Panagyurishte region, whereas the Central Srednogorie collapse-type basin seals structures formed during early Late Cretaceous.

**Keywords:** Variscan orogeny, retrogression, ductile shear zone, extension, polymetamorphism.

### **Introduction**

Large parts of internal sectors of the Alpine-Balkan-Carpathian-Dinaride (ABCD) orogen (Fig. 1) have been affected by Cretaceous tectonic events, often referred to represent the “Austrian” phase of deformation, mostly recorded in sedimentary sections by pronounced angular unconformities and breaks in sedimentation (e.g. Foosse and Manheim, 1975; Hsü et al., 1977; Ivanov et al., 1979; Burchfiel, 1980; Ivanov, 1983, 1988; Nachev, 1993; Channell and Kozur, 1997; Stampfli and Mosar, 1999; Neugebauer et al., 2001). During the last decade much evidence arose that deformation in pre-Cretaceous high-grade metamorphic continental basement rocks resulted in Cretaceous ductile shearing causing localised or pervasive retrogression. A closer look shows that deformation occurred in two stages: (1) an earlier stage of

thick-skinned tectonic thrusting and formation of an orogenic wedge and (2) a subsequent stage of extension associated with late-stage orogenic collapse (e.g. Neubauer et al., 1995; Dallmeyer et al., 1996; Willingshofer et al., 1999). Retrogression in pre-Alpine basement rocks from the ABCD orogen has been dated by the  $^{40}\text{Ar}/^{39}\text{Ar}$  method to have occurred between ca. 120 and 78 Ma. Thereby an older age group (ca. 120 to 90 Ma) always is related to thrusting (e.g. Dallmeyer et al., 1996). A younger age group (mostly between 90 and 78 Ma) is often related to extensional collapse, which was associated with the formation of sedimentary basins (often referred to as “Gosau” after a type of basin in the Eastern Alps) and the formation of ductile low-angle normal faults at middle crustal levels) and contemporaneous shortening in deep crustal levels (e.g., Willingshofer et al., 1999; Liu et al., 2001). Basin formation largely occurred

<sup>1</sup> Institute of Geology and Palaeontology, University of Salzburg, Hellbrunner Str. 34, A-5020 Salzburg, Austria.  
e-mail: <robert.handler@sbg.ac.at>, <franz.neubauer@sbg.ac.at>

<sup>2</sup> Dept. of Geology, Sofia University, Sofia, Tzar Osvoboditel Blv. 15, Sofia 1000, Bulgaria.

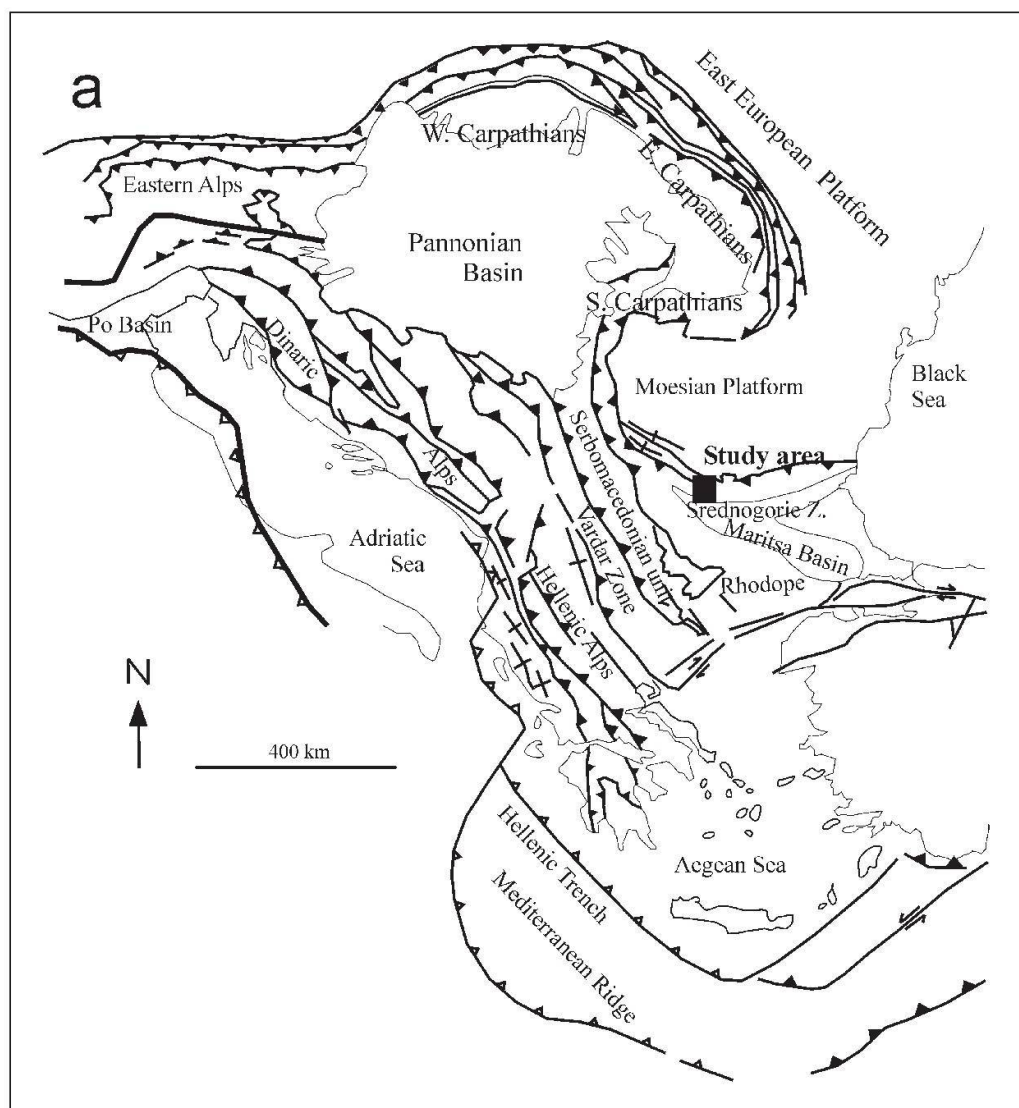


Fig. 1 (a) Geological overview map of the Alpine-Carpathian-Dinaride-Balkan orogenic belt (modified after Royden, 1988). (b) Map of the Balkan, Rhodopian and Serbomacedonian units (modified after Haydoutov et al., 1997).

during late orogenic stages in a compressional regime with orogen-parallel extension (e. g. Neubauer et al., 1995; Willingshofer et al., 1999).

Another issue concerning the internal sectors of the ABCD orogen is the nature and age of the pre-Mesozoic continental basement. More and more evidence arises that the basement includes two distinct major high-grade metamorphic complexes: (1) a Cadomian-age basement, which is only partly overprinted by Variscan tectonic events (e. g., Neubauer 2002b and references therein) and (2) a high-grade metamorphic, often migmatitic basement complex of undisputed Variscan age (e. g. Dallmeyer et al., 1996, 1998).

These issues have not yet been fully examined in the Balkan area by modern geochronological methods. Here we present new  $^{40}\text{Ar}/^{39}\text{Ar}$  mineral ages from the basement of the Srednogorie unit with the main emphasis to constrain the age of the last pervasive tectonothermal overprint and/or the age of more localised retrogression. The data

may help to constrain models of the tectonic evolution in the region, which hosts significant late Cretaceous massive sulphide and porphyry Cu-type ores (e. g. Popov and Popov, 2000; Heinrich and Neubauer, 2002 and references therein). The tectonic evolution seems to be largely similar to that of the rest of the internal Alpine-Balkan-Carpathian-Dinaride region, with Gosau-type collapse basins, containing abundant shallow-level plutonic and volcanic rocks in their basin fill (Neubauer, 2002a and references therein).

### Geological setting

The Balkan/Rhodope region comprises a number of tectonic units, which are from north to south: the Fore-Balkan unit, which is southerly adjacent to the Moesian platform, the Balkan unit, the Srednogorie unit, the Rhodopian unit, and the Serbomacedonian unit (Fig. 1b). The Fore-Balkan, Balkan and Srednogorie units are considered



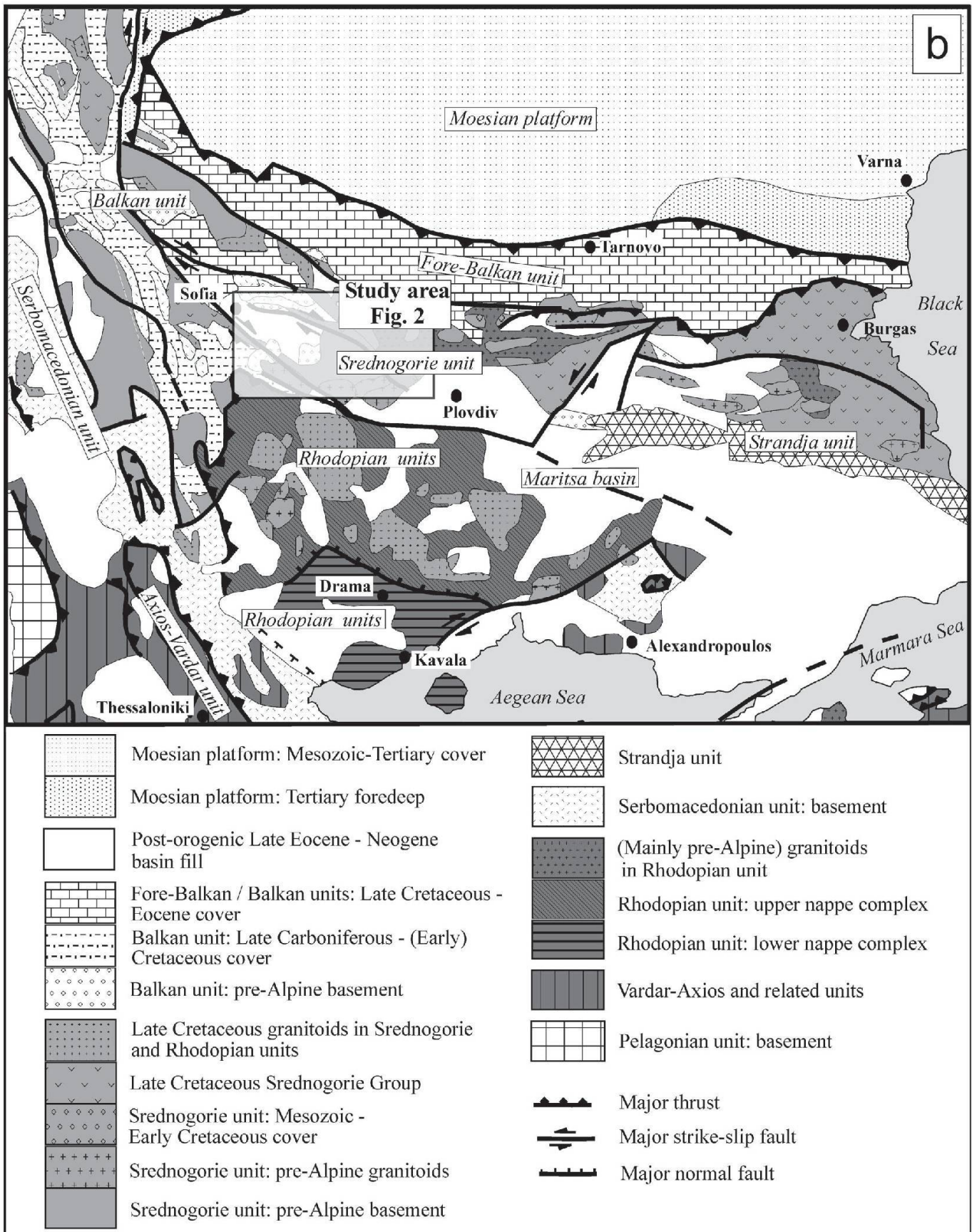


Fig. 1b

to represent zones with a metamorphic, continental basement and cover successions comprising Late Carboniferous to Eocene strata (Fig. 2). The basement is locally termed as Balkanide type

(Ivanov, 1989a,b, 2002) or Balkan terrane (Haydoutov and Yanev, 1997) and includes migmatitic orthogneisses, some paragneisses and amphibolites.



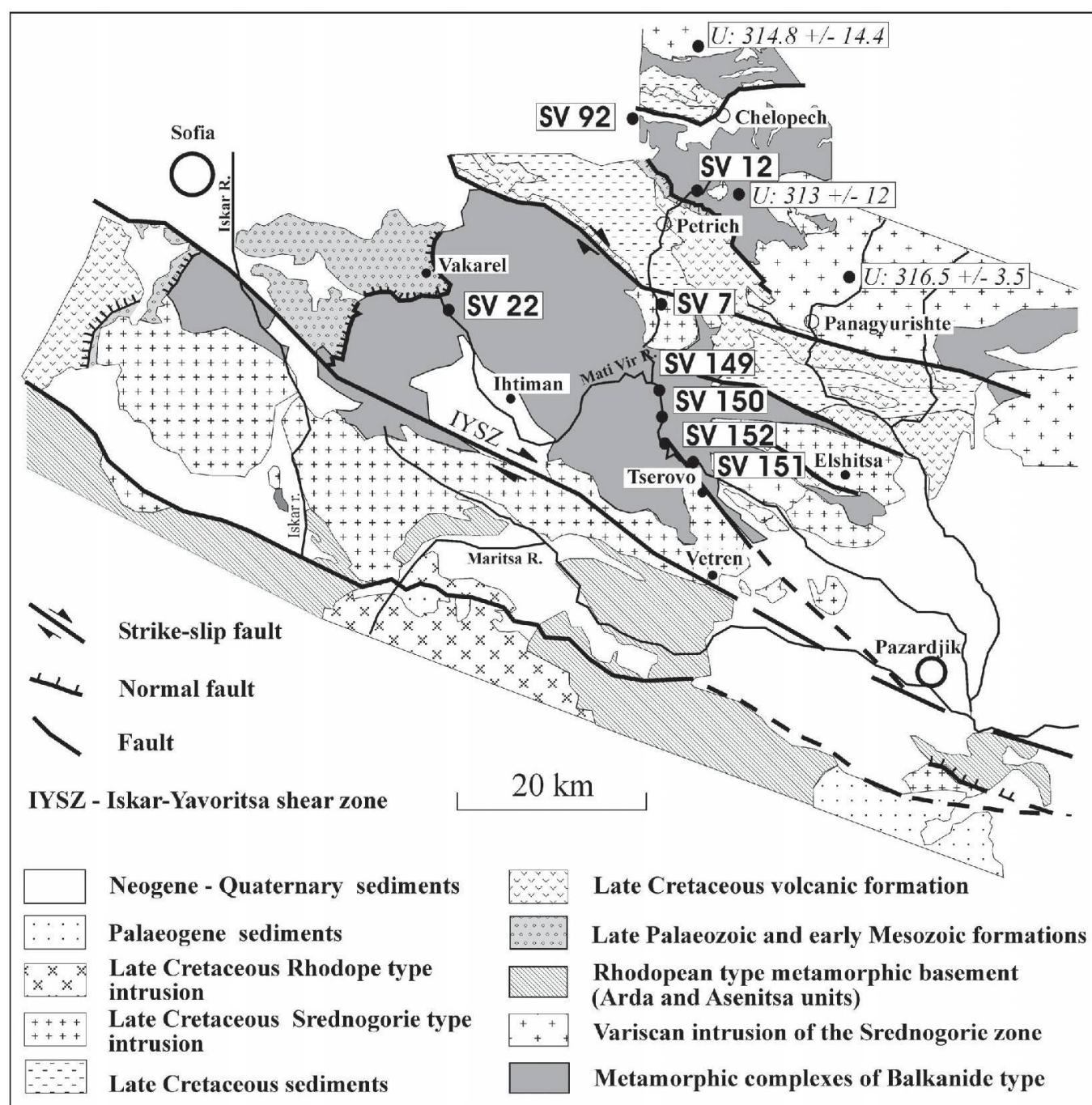


Fig. 2 Simplified tectonic map of the Central Srednogorie and northern Rhodope zones and locations of studied samples.

The amphibolite facies metamorphic basement consists of two-mica orthogneisses, mica-schists, orthoamphibolites, small serpentinite bodies, and anatexites. The typical metamorphic mineral assemblage of the amphibolite facies metapelites is Pl + Bt + Sill + Gr, and Kfs + Bt + Gr for the migmatites (Dimitrova and Belmustakova, 1982). The age of the basement rocks was believed to be Proterozoic (Dimitrov, 1959) or Archaen (Kozhukharov et al., 1978). Ivanov (1989a, b) inferred a Palaeozoic age ("Balkanide-type" metamorphic complex in his terminology) on the basis of its field relations with the overlying Upper Carboniferous–Permian conglomerates.

U–Pb ages obtained on zircons from these basement gneisses are  $406 \pm 30$ ,  $480 \pm 30$  and  $485 \pm 50$  Ma (Arnaudov et al., 1989). Recent U–Pb zircon data from the post-metamorphic Vezhen granite gave an age of  $314.8 \pm 14.4$  Ma (Kamenov et al., 2002). Peytcheva and von Quadt (2003) reported inherited zircons with an age of  $442.7 \pm 8.3$  Ma from the Velichkovo gabbro.

The cover successions of the Srednogorie unit comprise Late Carboniferous to Lower Triassic clastic sequences, Middle Triassic limestone and Upper Triassic sandstones, followed by Jurassic and Lower Cretaceous carbonatic successions (Foosse and Manheim, 1975; Minkovska et al.,



2002). Late Early Cretaceous tectonism ("Austrian phase") characterised by thrusting and folding is associated with a weak, southward increasing metamorphism, which affected basement and cover (e. g. Karagjuleva et al., 1974). The metamorphic overprint occurred under very low- to low-grade metamorphic conditions, based on the overprint of the Mesozoic successions. Deformation and metamorphism are interpreted to relate with closure and collision of the Vardar-Axios oceanic belt with the continental Serbomacedonian block (Ricou et al., 1998). Subsequent post-contractual basins formed constituting together the Srednogorie Group, the volcanosedimentary infill of these basins. Clastic sedimentary rocks are associated with calc-alkaline and subordinate alkaline volcanic and plutonic rocks belonging to the Srednogorie unit. These magmatic rocks are partly rich in ore mineralisation (Aiello et al., 1977; Berza et al., 1998; Boccaletti et al., 1974, 1978; Popov and Popov, 2000). The basin fill comprises clastic successions, such as terrestrial and marine, turbiditic conglomerates, and sandstones, which are intercalated by marls, shales, and tuffs. The stratigraphic range of the volcano-sedimentary complex is Coniacian to Campanian (Aiello et al., 1977; Popov and Popov, 2000).

The dextral, oblique-slip Late Cretaceous/Tertiary Maritsa fault separates the Srednogorie unit from the southerly adjacent Rhodopian metamorphic complex to the south (Ivanov et al., 2001b). The Iskar-Yavoritsa shear zone is part of the Maritsa fault and represents a late Cretaceous dextral transtensional shear zone with relative upwards motion of the Rhodopian metamorphic complex and subsidence of the Srednogorie basin (Ivanov, 1989b; Burg et al., 1990, 1993; Ivanov et al., 2001b). The Iskar-Yavoritsa shear zone is intruded by Upper Cretaceous granites and diorites, which are partly affected by ductile shearing (Ivanov et al., 2001b). The age of intrusions varies between 84 and 78 Ma (Kamenov et al., 2002; Peytcheva and von Quadt, 2003). Therefore, the time span represents the minimum duration of shearing.

The Rhodopian metamorphic complex extends from Bulgaria to Greece and westernmost Turkey. It comprises a stack of metamorphic nappes, which are younging in age of metamorphism towards the footwall (Burg et al., 1990; Zagorchev, 1993; Ricou et al., 1998; Krohe and Mposkos, 2002). The metamorphic ages range from ca. 120 Ma in the hangingwall units to ca. 35 Ma in the lowermost unit (Krohe and Mposkos, 2002 and references therein). This suggests a continuous accretion of metamorphic units towards the footwall in the south. Barr et al. (1999) considered the

Rhodopian metamorphic complex as representing an accretionary wedge, which formed within a N-dipping subduction zone (Ricou et al., 1998). Due to the younging of metamorphism from late Early Cretaceous (uppermost units) to Oligocene ages (lowermost unit), continuous or stepwise exhumation of metamorphic complexes is partly contemporaneous with the Late Cretaceous subsidence in the Srednogorie basin. This matches the observation of a southerly located hinterland of clastic successions in the Srednogorie basin (Aiello et al., 1977).

### **$^{40}\text{Ar}/^{39}\text{Ar}$ analytical techniques**

Preparation of the samples before and after irradiation, the  $^{40}\text{Ar}/^{39}\text{Ar}$  analyses, and the age calculations were carried out at the ARGONAUT Laboratory of the Institute for Geology and Palaeontology at the University Salzburg. Mineral concentrates were prepared by crushing, sieving, flotation, and hand-picking of the grain-size of 200–250, respectively 250–355  $\mu\text{m}$ . For measurements 10–20 grains were finally used. Mineral concentrates were packed in aluminium-foil and loaded in quartz vials. For calculation of the J-values, flux-monitors are placed between each 4–5 unknown samples, which yield a distance of ca. 5 mm between adjacent flux-monitors. The sealed quartz vials are irradiated in the MTA KFKI reactor (Debrecen, Hungary) for 16 hours. Correction factors for interfering isotopes have been calculated from 10 analyses of two Ca-glass samples and 22 analyses of two pure K-glass samples, and are:  $^{36}\text{Ar}/^{37}\text{Ar}(\text{Ca}) = 0.00026025$ ,  $^{39}\text{Ar}/^{37}\text{Ar}(\text{Ca}) = 0.00065014$ , and  $^{40}\text{Ar}/^{39}\text{Ar}(\text{K}) = 0.015466$ . Variations in the flux of neutrons were monitored with DRA1 sanidine standard for which a  $^{40}\text{Ar}/^{39}\text{Ar}$  plateau age of  $25.03 \pm 0.05$  Ma has been reported (Wijbrans et al., 1995). After irradiation the minerals are unpacked from the quartz vials and the aluminium-foil packets, and handpicked into 1 mm diameter holes within one-way Al-sample holders.

$^{40}\text{Ar}/^{39}\text{Ar}$  analyses are carried out using a UHV Ar-extraction line equipped with a combined MERCHANTEK<sup>TM</sup> UV/IR laser ablation facility, and a VG-ISOTECH<sup>TM</sup> NG3600 Mass Spectrometer.

Stepwise heating analyses of samples are performed using a defocused ( $\sim 1.5$  mm diameter) 25W  $\text{CO}_2$ -IR laser operating in  $\text{Tem}_{00}$  mode at wavelengths between 10.57 and 10.63  $\mu\text{m}$ . The laser is controlled from a PC, and the position of the laser within the sample is monitored through a double-vacuum window on the sample chamber



via a video camera in the optical axis of the laser beam on the computer screen. Gas clean-up is performed using one hot and one cold Zr–Al SAES getter. Gas admittance and pumping of the mass spectrometer and the Ar-extraction line are computer controlled using pneumatic valves. The NG3600 is an 18 cm radius 60° extended geometry instrument, equipped with a bright Nier-type source operated at 4.5 kV. Measurement is performed on an axial electron multiplier in static mode, peak-jumping and stability of the magnet is controlled by a Hall-probe. For each increment the intensities of  $^{36}\text{Ar}$ ,  $^{37}\text{Ar}$ ,  $^{38}\text{Ar}$ ,  $^{39}\text{Ar}$ , and  $^{40}\text{Ar}$  are measured, the baseline readings on mass 35.5 are automatically subtracted. Intensities of the peaks are back-extrapolated over 16 measured intensities to the time of gas admittance either by a straight line or a curved fit. Intensities are corrected for system blanks, background, post-irradiation decay of  $^{37}\text{Ar}$ , and interfering isotopes. Isotopic ratios, ages and errors for individual steps are calculated following suggestions by McDougall and Harrison (1999) using decay factors reported by Steiger and Jäger (1977). Definition and calculation of plateau ages has been carried out using ISOPLOT/EX (Ludwig, 2001).

### Microfabrics of dated samples

The microfabrics of the dated samples were investigated in detail. A more detailed description of dated samples, including sample locations, is given in the Appendix. We will show and discuss representative samples, which (1) only show monometamorphic (Variscan) high-grade metamorphism without subsequent retrogressive/deformational overprint, and (2) samples with variable overprint by Jurassic respectively Cretaceous retrogressive metamorphism associated with ductile deformation, within lower to upper greenschist facies conditions. Particular attention is given to retrogression of otherwise unaffected basement rocks. In that kind of rocks, retrogression results in pervasive exsolution of opaque, Ti-bearing minerals (e. g. ilmenite) within biotite and phengitic white mica (e. g. Hunziker et al., 1992). This commonly results in a resetting of the Ar isotopic system to younger ages (Hunziker et al., 1992 and references therein).

Migmatitic gneisses (e. g., sample SV-12) show an unretrogressed fabric, characterised by relatively large grains of biotite and muscovite. Biotite does not commonly show exsolution of rutile and other Ti-bearing minerals. This suggests that no later thermal overprint in excess of ca. 300 °C affected these migmatitic paragneisses (Hunziker

et al., 1992 and references therein). Amphiboles from unretrogressed amphibolites are optically nearly unzoned.

A specific case is the Poibrene diorite, which shows a well preserved magmatic fabric. The rock shows only minor overprint of secondary alteration. Amphibole grains show some optical zoning and contain round (magmatic) inclusions such as biotite and plagioclase. Biotite grains are round and show some exsolution of ilmenite and occasional chloritisation.

By contrast to unretrogressed basement gneisses, retrogression is dominant in distinct flat-lying shear zones, which increase in number and thickness towards SW. Retrogressed migmatitic gneisses display two white mica generations, exsolution of Ti-bearing minerals from biotite, as well as variable proportions of chloritisation. This retrogression seems to be penetrative in highly sheared mylonitic rocks, for which also Cretaceous ages have been obtained (see below), for example, in sample SV-150. It comprises mica-rich shear zones alternating with fine-grained quartz/plagioclase layers. White mica occurs in ca. 1 mm long fishes showing ilmenite exsolution. Biotite occurs in larger, old flakes with ore exsolution, which are surrounded by new-grown, fine-grained biotite grains. The assemblage of new-grown minerals like albite, sericite, green biotite, clinozoisite and chlorite, indicates lower to possible upper greenschist facies metamorphic conditions.

The small shear zones, observed in retrogressed basement gneisses, increase in width and intensity towards SW, towards the Iskar-Yavoritsa shear zone. They coincide in orientation with ductile shear zones in Upper Carboniferous-Permian cover successions, as exposed around Vakarel (Fig. 2), which include new-grown sericite. There, ductile deformation can be characterised by a flat-lying foliation and an E–W to ESE–WNW trending stretching lineation. Shear sense indicators such as S–C fabrics and porphyroclast systems indicate a dominant top-to-the-W shear.

### $^{40}\text{Ar}/^{39}\text{Ar}$ age dating results

We investigated samples of basement gneiss and ortho-amphibolite from a number of sections within the Central Srednogorie unit, together with one sample of the Poibrene diorite pluton, which displays a clearly discordant contact to the surrounding basement rocks. The  $^{40}\text{Ar}/^{39}\text{Ar}$  dating results of muscovite, biotite, and amphibole are shown in Tables 1–4 and graphically displayed in Figs. 3–6. We first describe samples from basement units, which yield undisturbed Variscan age

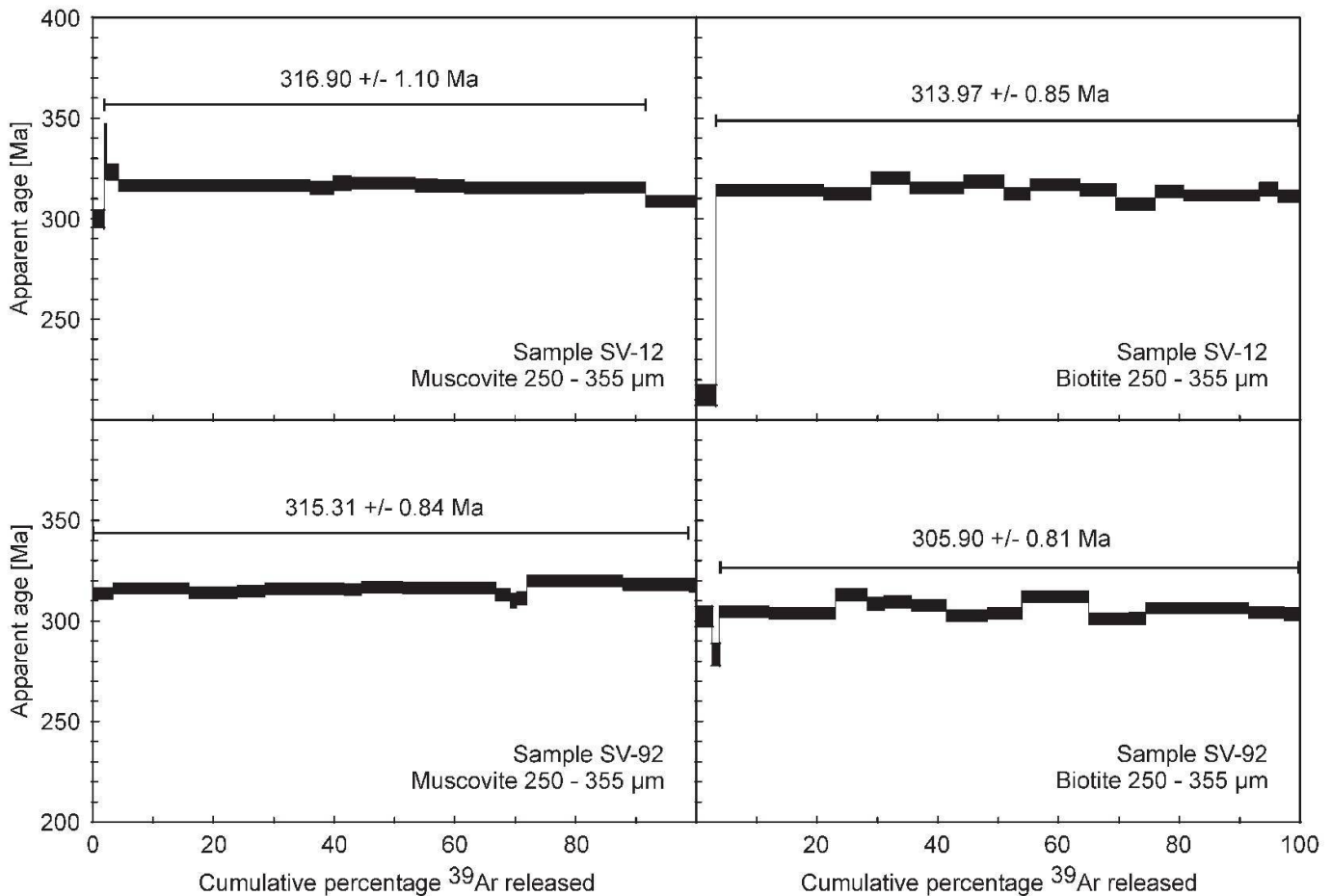


Fig. 3  $^{40}\text{Ar}/^{39}\text{Ar}$  apparent age spectra with plateau ages of white mica concentrates from the non-retrogressed Srednogorie basement. Laser energy increases from left to right until fusion. Width of the bars represents  $1\sigma$  error.

patterns (Fig. 3, Table 1), followed by two mineral concentrates from one sample of the Poibrene pluton (Fig. 4, Table 2). Finally, we present analyses from samples, where the Ar-isotopic system has partly (Fig. 5, Table 3) or fully (Fig. 6, Table 4) been reset due to Alpine tectonothermal activity. This approach coincides with the regional distribution, displaying an increase of the metamorphic overprint towards the south.

For the discussion of the geologic significance of our data, estimations for the respective closure temperatures of the Ar-isotopic system in hornblende, muscovite, and biotite are required. Although we know that this topic is under considerable discussion throughout the scientific community (see e.g. Villa, 1998 for a discussion and sug-

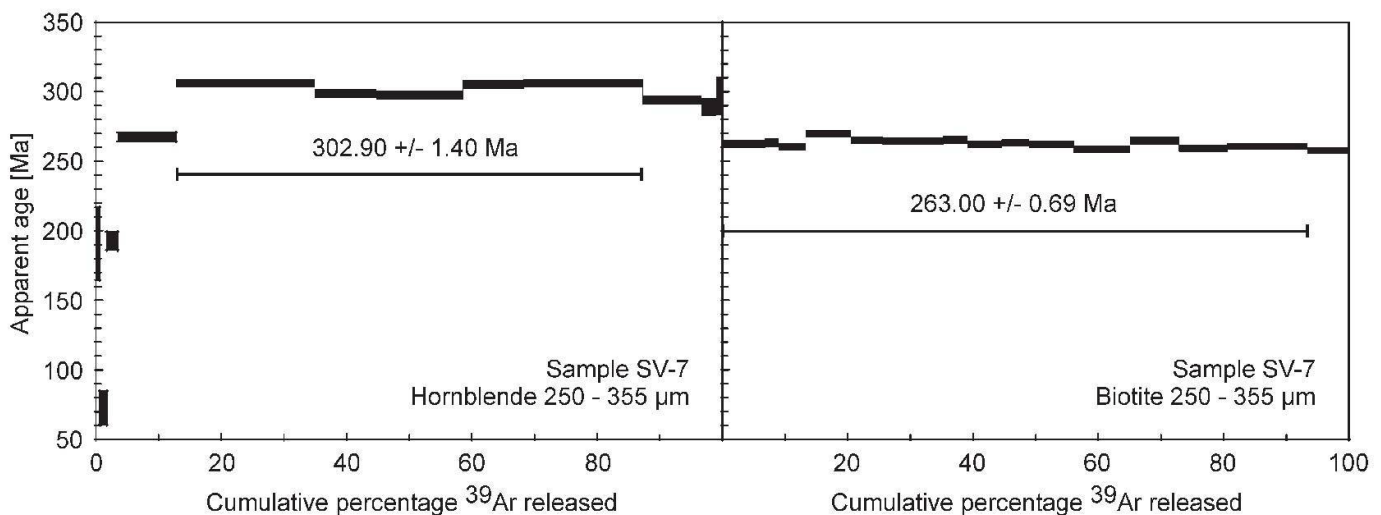


Fig. 4  $^{40}\text{Ar}/^{39}\text{Ar}$  apparent age spectra with plateau ages of hornblende and biotite concentrates from the Poibrene diorite. Laser energy increases from left to right until fusion. Width of the bars represents  $1\sigma$  error.



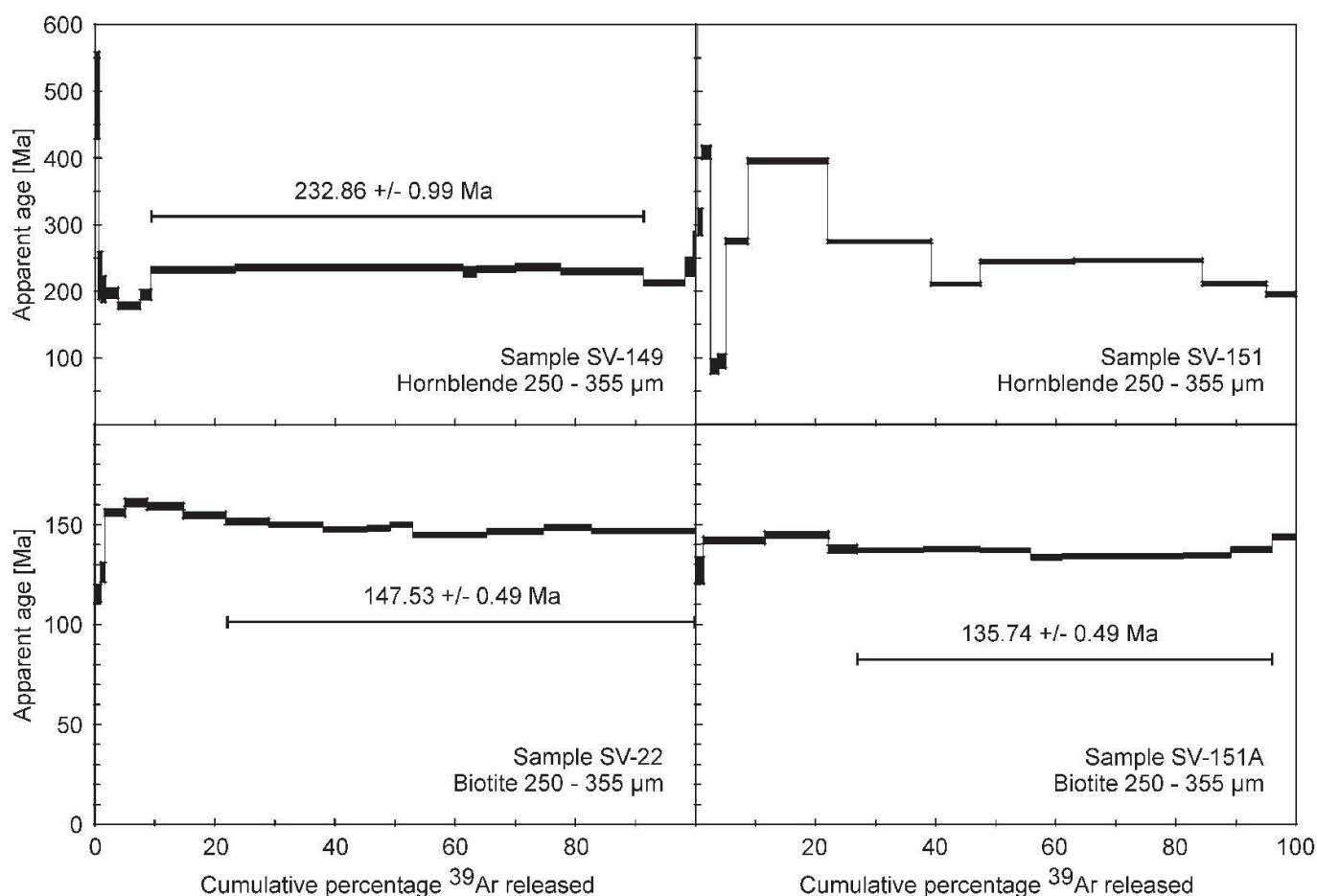


Fig. 5  $^{40}\text{Ar}/^{39}\text{Ar}$  apparent age spectra of hornblende and biotite concentrates from partly retrogressed gneiss and amphibolite of the Srednogie basement. Laser energy increases from left to right until fusion. Width of the bars represents  $1\sigma$  error.

gestions) we decided to refer to closure temperatures for rocks with a single-stage fabric reported earlier in the literature (e.g. von Blanckenburg et al., 1989; Hunziker et al. 1992), which are  $500 \pm 25^\circ\text{C}$  for hornblende,  $375 \pm 25^\circ\text{C}$  for white mica, and  $300 \pm 25^\circ\text{C}$  for biotite.

#### Variscan basement without later ductile deformation

Two samples of migmatitic, unretrogressed two-mica gneiss without later ductile deformational overprint were collected. SV-12 was sampled 3 km NE of village of Petrich along the Topolnitsa river valley, SV-92 SE of Gol. Rakovitsa. From both samples muscovite and biotite concentrates of the same size-fraction (250–355  $\mu\text{m}$ ), which show no exsolution of opaque minerals, have been analysed. The data are reported in Table 1 and graphically presented in Fig. 3. All four concentrates record flat age spectra. Both muscovite concentrates from samples SV-12 and SV-92, and the biotite concentrate from sample SV-12 yielded well defined plateau ages, which are similar within error, and are  $316.90 \pm 1.10$  Ma,  $315.31 \pm 0.84$  Ma,

and  $313.97 \pm 0.85$  Ma respectively. Analysis of the biotite concentrate from sample SV-92 again displays an undisturbed distribution of Ar-isotopes, for which a slightly younger plateau age of  $305.90 \pm 0.81$  Ma is reported. Results from both samples are interpreted to be geologically significant and to represent the age of post-metamorphic cooling through respective closure temperatures of the Ar-isotopic system. No radiogenic  $^{40}\text{Ar}$ -loss in low-temperature steps is documented. Therefore this excludes Alpine tectonothermal overprint.

#### Poibrene Diorite

From the Poibrene pluton a diorite sample (SV-7) was collected at the river branch 2 km S of the village of Srebrinovo, from which an amphibole and a biotite concentrate (250–355  $\mu\text{m}$ ) was prepared. Data are reported in Table 2 and graphically presented in Fig. 4. Analysis of the amphibole concentrate yielded a stair-case type Ar-release pattern, with ages of ca. 73 Ma, reported in low-energy gas release steps, increasing to a well-defined plateau age of  $302.90 \pm 1.40$  Ma reported for medium- and high-energy gas release steps 5–9 (together comprising 74.5%  $^{39}\text{Ar}$  released). A biotite



concentrate from the same sample yielded a completely flat age pattern, recording a plateau age of  $263.00 \pm 0.69$  Ma. Both ages are interpreted to be geologically significant and to represent slow post-magmatic cooling through respective Ar-closure temperatures, e.g. from ca. 500 °C (amphibole) through ca. 300 °C (biotite), corresponding to a cooling rate of ca. 5 °C/Ma.

### *Partly reset Variscan basement*

As mentioned above, the Variscan basement is overprinted by shear zones also caused in retrogression under lower to upper greenschist facies metamorphic conditions. This is also indicated by Ar analyses (Table 3, Fig. 5). Two ortho-amphibolite samples (SV-149 and SV-151) were collected within the Mati Vir River valley. Analyses of hornblende concentrates yielded contrasting age spectra for both samples: For sample SV-149 a flat argon release spectrum yielding a plateau age of  $232.86 \pm 0.99$  Ma. However, low-energy gas release steps reveal both incorporation and loss of  $^{40}\text{Ar}$  components, which implies a disturbance of the Ar-isotopic signature after initial isotopic closure. The other hornblende, sample SV-151, yielded a completely disturbed age pattern, with ages ranging from ca. 400 Ma to ca. 90 Ma in low-energy gas release steps, and ages of ca. 250–200 Ma in medium- and high-energy gas release steps. No plateau is defined for this sample.

Two biotite-gneiss samples were collected, one 1.5 km ESE of village of Vakarel (SV-22), and one from the Mati Vir River valley (SV-151A). For both samples plateau ages are reported. Biotite from sample SV-22 displays a complex age pattern within the first six low-energy gas release steps (together comprising 29.0%  $^{39}\text{Ar}$  released). Within the first four gas release steps ages increasing from ca. 110 Ma to ca. 160 Ma, then ages continuously decrease to define a plateau (steps 9–17: 71.0%  $^{39}\text{Ar}$  released) recording an age of  $147.53 \pm 0.49$  Ma. This pattern is not monitored by the  $^{37}\text{Ar}/^{39}\text{Ar}$  ratio (Table 3), and therefore cannot be explained by a probable existence of different mineralogical phases with different Ca/K ratios evolving gas throughout the heating experiment, and therefore would be responsible for this age pattern. We therefore conclude that the Ar-release pattern of biotite sample SV-22 indicates incorporation of excess  $^{40}\text{Ar}$  components, probably throughout the age spectrum, which could not be resolved by the step-wise heating technique. Ar analysis of biotite from sample SV-151A reveals an obviously flat age pattern with a plateau age of  $135.74 \pm 0.49$  Ma. Although not as well resolved as the pattern previously described, the

same general trend of Ar-release pattern is indicated.

Together, the ages reported for the four samples are not entirely clear. They could be interpreted to be geologically meaningless, and to be due to incorporation and/or loss of  $^{40}\text{Ar}$  components, due to a tectonothermal overprint subsequent to initial isotopic closure. However, we tentatively interpret these ages therefore as a weak indication of a low-grade metamorphic/tectonothermal event, which occurred at ca. the Jurassic-Cretaceous boundary.

### *Fully reset Variscan basement*

A number of basement gneisses show mylonitic fabrics, which are the result of a low-grade, but pervasive tectonometamorphic overprint. From these lithologies three samples were collected within the Mati Vir River valley, from two of these samples muscovite and biotite concentrates were prepared. The data are reported in Table 4 and graphically presented in Fig. 6.

A muscovite concentrate from a basement gneiss SV-149A yielded a nearly completely flat gas release-spectrum with an age of  $105.35 \pm 0.35$  Ma. From another gneiss sample (SV-150) muscovite and biotite have been separated. Low-energy gas release steps obtained for the muscovite are significantly higher than the reported plateau age of  $102.22 \pm 0.55$  Ma, which would argue for incorporation of excess  $^{40}\text{Ar}$  components, similar as reported for biotite from sample SV-22 (see above). However, by contrast to the SV-22 biotite age spectrum, the fluctuation in ages reported for muscovite concentrate of sample SV-150, is monitored by the  $^{37}\text{Ar}/^{39}\text{Ar}$  ratios (Table 4), which are significantly higher for the first five gas release steps compared to steps 6–11 (together comprising 78.5%  $^{39}\text{Ar}$  released), which are used to define the plateau. It is therefore concluded, that an optically undetectable, less retentive, mineralogically different phase with a higher Ca-content contributed gas through the first five gas release steps of the experiment. A biotite concentrate from the same sample yielded a fairly flat plateau with an age of  $103.56 \pm 0.36$  Ma. Muscovite and biotite concentrates prepared from sample SV-150A yielded flat gas release patterns, beside some minor fluctuations in the low-energy gas release steps and plateaus, recording the same age within error of  $99.57 \pm 0.31$  Ma (muscovite) and  $99.55 \pm 0.36$  Ma (biotite) respectively.

Taken together, the plateau ages, ranging between 106–100 Ma, reported for five concentrates from three samples of mylonitic gneiss samples are interpreted to be geologically significant. Be-



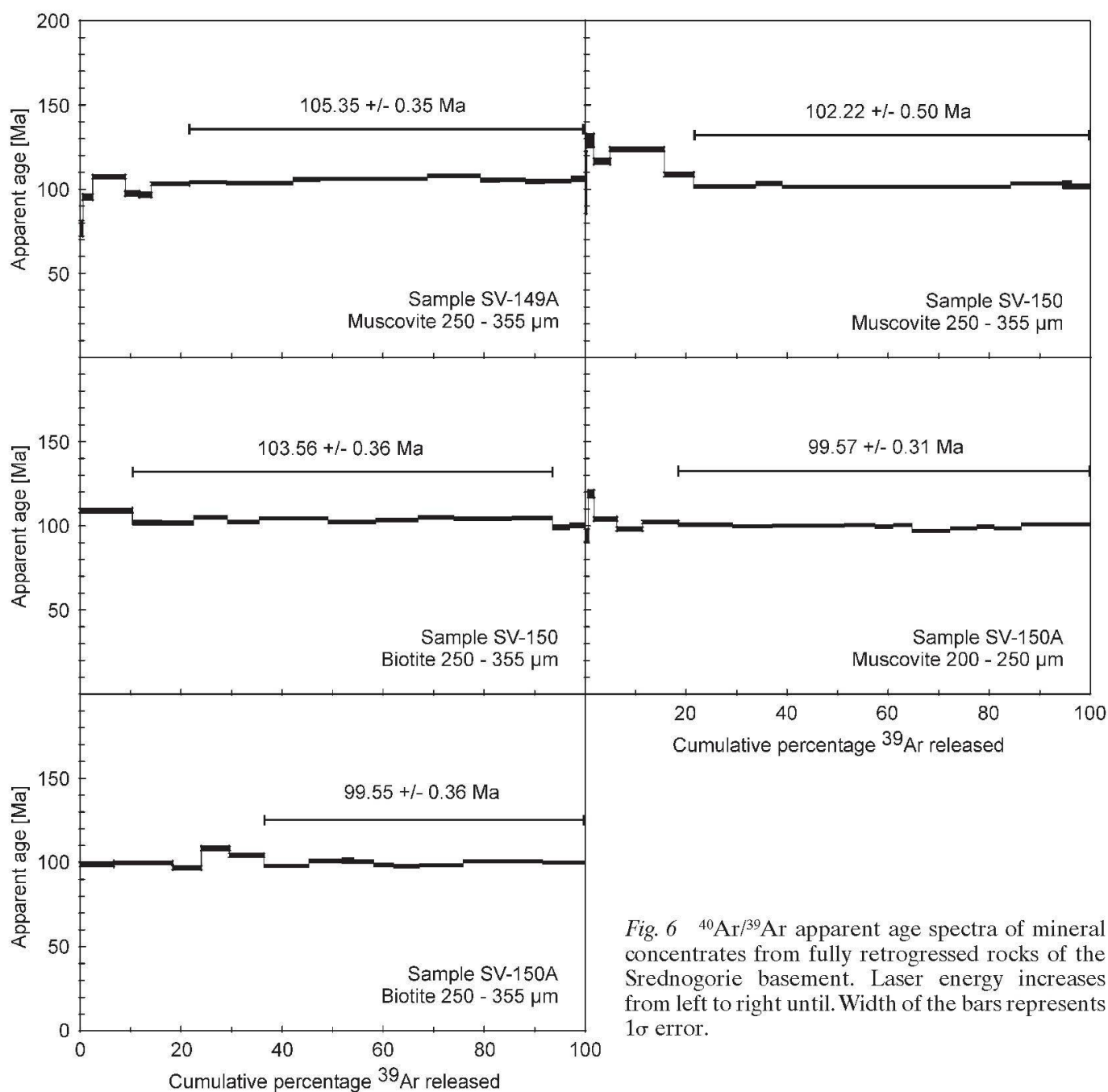


Fig. 6  $^{40}\text{Ar}/^{39}\text{Ar}$  apparent age spectra of mineral concentrates from fully retrogressed rocks of the Srednogorie basement. Laser energy increases from left to right until. Width of the bars represents  $1\sigma$  error.

cause ages reported for new grown biotite and muscovite are mutually similar within error, ages are interpreted to actually date the time of ductile deformation under lower greenschist facies metamorphic conditions, at ca. 350–450 °C, close to the estimated closure temperatures for the Ar-isotopic system in muscovite (Hunziker et al., 1992; Villa, 1998; McDougall and Harrison, 1999).

### Discussion

The new  $^{40}\text{Ar}/^{39}\text{Ar}$  mineral ages from Srednogorie basement constrain a number of tectonic events. These include the age of post-metamorphic cooling of the basement and its retrogressive overprint through possibly three tectonic events.

These are similar to recent data reported in a conference abstract by Mukasa et al. (2003). The closure of the Ar isotopic system of minerals, like white mica, biotite and amphibole, depends on many factors, including maximum metamorphic temperature, duration of heating, deformation, chemical composition of minerals and hydrothermal fluids, among other factors (e. g. Villa, 1998). In regional metamorphic and plutonic basement rocks, which are not affected by secondary processes, the classical closure temperatures can be applied as a reasonable estimate, keeping in mind all limitations of that approach.

The age of post-metamorphic cooling through ca.  $375 \pm 25$  °C subsequent to high-grade, partly migmatite-grade, metamorphism in unretrogressed Variscan basement is ca. 317–315 Ma (musco-

vite ages). Cooling through  $300 \pm 25$  °C is recorded by biotite ages and took place between 314 and 306 Ma. These ages are widespread and similar to those found in the Southern and Western Carpathians and in the Apuseni Mountains (Dallmeyer et al., 1996, 1998), in the lateral extension of the Srednogorie unit (Fig. 1a). This seems to constrain that the Balkanide-type basement may be part of a major piece of continental crust, which has a characteristic lithological composition and Variscan age for, e.g., the Getic and Supragetic nappe complexes in the Southern Carpathians, although all authors correlated these units with the Serbomacedonian unit, which is exposed further to the west (Fig. 1a,b; Sandulescu, 1984; Kräutner, 1993; Dimitrijevic, 1997; Haydoutov et al., 1997; Karamata et al., 1997). The ages also suggest that the last amphibolite-grade metamorphic overprint occurred during late Variscan orogenic events. This links the Srednogorie basement through the Alpine-Carpathian basement with the Central-Western European Variscides (Matte, 1991; von Raumer, 1998).

The basement has been intruded by a number of plutons after high-grade metamorphism, possibly during waning stages of cooling and after exhumation from deep to middle crustal levels. The amphibole age from the Poibrene diorite is in accordance with other data, including high-precision U–Pb zircon ages of the same pluton and other post-Variscan plutons of the Srednogorie unit (Arnaudov et al., 1989; Kamenov et al., 2002; Carrigan et al., 2003).

The biotite plateau age of  $263.0 \pm 0.69$  Ma from the Poibrene diorite indicates that Permian cooling affected the intrusions within the basement. Whether these ages indicate a widespread tectonothermal event or one of only local importance, mainly affecting the Poibrene diorite, is uncertain. However, regional comparison shows that such events are similar in age to those in the whole ABCD region (e.g. Dallmeyer et al., 1996, 1998), and most likely indicating a similar process of crustal extension or a heat pulse due to heating in lower levels of the lithosphere.

A few data argue for a possible weak thermal overprint at the Jurassic-Cretaceous boundary. The Late Jurassic age group is consistent with tectonic events of the same age, which has been recorded in the Sakar-Strandja zone representing the southeastern extension of the Srednogorie unit (Dimitrov, 1956, 1958; Chatalov, 1990; Ivanov et al., 2001a; Okay et al., 2001), in the southernmost Moesian platform (Tari et al., 1997) and in the South Carpathian orogen (Bojar et al., 1998). Consequently, these ages are not isolated and could represent a widespread tec-

tonic event. However, more data are needed to confirm this idea.

A number of muscovite and biotite ages from mylonitic basement gneisses indicates that the southern parts of the Central Srednogorie basement was overprinted by pervasive Alpine metamorphism associated with ductile deformation between 106 and 100 Ma. This event seems to be of short duration and reached temperatures typical for upper greenschist facies metamorphic conditions.

Previous data show that the retrogressed basement was intruded by late-stage plutons, which clearly postdate, according to their fabric and field relationships, the age of a 106–100 Ma tectonic event. The ages of these granitoids range between 84 and 78 Ma (e.g. von Quadt et al., 2002; Kamnov et al., 2002; Peytcheva and von Quadt, 2003; Handler et al., 2004). The southernmost of these granitoids intruded at depths corresponding to pressures of 4–6 kbar (Ivanov et al., 2002; Georgiev and Lazarova, 2003). As the northernmost granitoids and basement rocks are unmetamorphic, these relationships suggest a northward, late Cretaceous tilting and exhumation of southernmost granitoids. Exhumation occurred within a transtensive setting as some of these granitoids were ductilely deformed under solid-stage conditions within the NW-trending dextral Iskar-Yavoritsa shear zone.

## Conclusions

Our new  $^{40}\text{Ar}/^{39}\text{Ar}$  mineral data give evidence for the following major conclusions:

(1) The age of the last high-grade metamorphic overprint in the Srednogorie unit is Late Variscan. Therefore, we correlate the Balkanide-type basement with the Getic/Supragetic nappe complexes of South Carpathians.

(2) There is some evidence for possible Permian and Late Jurassic tectonothermal events in the Srednogorie basement, which need support by further detailed studies.

(3) The timing of the Alpine ductile overprint is between 106 and 100 Ma. This event predates the formation of the volcanosedimentary Srednogorie basin and related Banatite intrusions.

## Acknowledgements

We acknowledge discussions with many colleagues, including Albrecht von Quadt, Irena Peytcheva and Neven Georgiev. Careful reviews by Clark Burchfiel and Stefan Schmid and suggestions by Thomas Driesner helped to clarify data presentation and ideas. We grate-



fully acknowledge support by the GEODE Grants for Visit Programme, which made this study possible. Final work has been supported by grant P15.646-GEO of the Austrian Research Foundation (FWF) to FN, SV and ZI gratefully acknowledge the support of Sofia University Scientific Research Foundation. Final work has been also supported by grant no. 7BUPJ62396 of the Swiss Research Foundation (SNF, SCOPES) to SV.

## References

- Aiello, E., Bartolini, C., Bocaletti, M., Gocev, P., Karagjuleva, J., Kostadinov, V. and Manetti, P. (1977): Sedimentary features of the Srednogorie zone (Bulgaria), an Upper Cretaceous intra-arc basin. *Sed. Geol.* **19**, 39–68.
- Arnaudov, V., Amov, B., Bratnitskii, B. and Pavlova, M. (1989): Isotopic geochronology of magmatic and metamorphic rocks from Balkanides and Rhodope massif. XIV – Congress of CBGA, Sofia, Sept. 1989, 1154–1157. (In Russian).
- Barr, S.R., Temperley, S. and Tarney, J. (1999): Lateral growth of the continental crust through deep level subduction-accretion: arc-evaluation of central Greek Rhodope. *Lithos* **46**, 69–94.
- Berza, T., Constantinescu, E. and Vlad, S.N. (1998): Upper Cretaceous magmatic series and associated mineralisation in the Carpathian-Balkan Orogen. *Resource Geol.* **48**, 291–306.
- Blanckenburg, F.V., Villa, I.M., Baur, H., Morteau, G. and Steiger, R.H. (1989): Time calibration of a PT-path from the Western Tauern Window, Eastern Alps: The problem of closure temperatures. *Contrib. Mineral. Petrol.* **101**, 1–11.
- Bocaletti, M., Manetti, P. and Peccherillo, A. (1974): The Balkanides as an instance of back-arc thrust belt: Possible relation with the Hellenides. *Geol. Soc. Am. Bull.* **85**, 1077–1084.
- Bocaletti, M., Manetti, P., Peccherillo, A. and Stanisheva-Vasilieva, G. (1978): The Late Cretaceous high-potassium volcanism in eastern Srednogorie, Bulgaria. *Geol. Soc. Am. Bull.* **89**, 439–447.
- Bojar, A.V., Neubauer, F. and Fritz, H. (1998): Cretaceous to Cenozoic thermal evolution of the southwestern South Carpathians: evidence from fission-track thermochronology. *Tectonophysics* **297**, 229–249.
- Burchfiel, B.C. (1980): Eastern European alpine system and the Carpathian orocline as an example of collisional tectonics. *Tectonophysics* **63**, 31–61.
- Burg, J.P., Ivanov, Z., Ricou, L.E., Dimor, D. and Klain, L. (1990): Implication of shear-sense criteria for the tectonic evolution of the Central Rhodope massif, southern Bulgaria. *Geology* **18**, 451–454.
- Burg, J.P., Ricou, L., Ivanov, Z., Godfriaux, I., Dimov, D. and Klain, L. (1993): Crustal-scale thrust complex in the Rhodope massif. Structure and Kinematics. *Bull. Geol. Soc. Greece XXVIII*, 71–85.
- Carrigan, C.W., Mukasa, S.B., Haydoutov, I. and Kolcheva, K. (2003): Ion microprobe U–Pb zircon ages of pre-Alpine rocks in the Balkan, Sredna Gora, and Rhodope Terranes of Bulgaria: Constraints on Neoproterozoic and Variscan tectonic evolution. *J. Czech Geol. Soc.* **48**, 32.
- Chatalov, G. (1990). Geology of Srandza zone in Bulgaria. Publishing House of the Bulg. Acad. of Sci., Sofia, 256 pp.
- Channell, J.E.T. and Kozur, H. (1997): How many oceans? Meliata, Vardar, and Pindos oceans in Mesozoic Alpine paleogeography. *Geology* **25**, 183–186.
- Dallmeyer, R.D., Neubauer, F., Handler, R., Fritz, H., Müller, W., Pana, D. and Putis, M. (1996): Tectonothermal evolution of the internal Alps and Carpathians: Evidence from  $^{40}\text{Ar}/^{39}\text{Ar}$  mineral and whole rock data. *Ecl. geol. Helv.* **89**, 203–227.
- Dallmeyer, R.D., Neubauer, F., Fritz, H. and Mocanu, V. (1998): Variscan vs. Alpine tectonothermal evolution of the South Carpathian orogen: constraints from  $^{40}\text{Ar}/^{39}\text{Ar}$  ages. *Tectonophysics* **290**, 111–135.
- Dimitrijevic, M.D. (1997): Geology of Yugoslavia. Geological Institute GEMINI, Belgrade, 187 pp.
- Dimitrov, S. (1956): Die kinetische Regionalmetarmorphose der jurassischen Ablagerungen und Leukogranite in Südostbulgarien. Abh. 20, Intern. Geologenkongr., Mexico. In: *Akad. Str. Dimitrov, Wiss Werke* **2**, 333–342.
- Dimitrov, S. (1958): Über die alpidische Regionalmetarmorphose und ihre Beziehungen zu der Tektonik und dem Magmatismus in Südostbulgarien. *Geologie* **7**, 560–568.
- Dimitrov, Str. (1959): Kurze Übersicht der metamorphen Komplexe in Bulgarien. *Freiburger Forschungshefte C* **57**, 62–72.
- Dimitrova, E. and Belmustakova, H. (1982): Metamorphic facies of the crystalline schists complex of Ihtiman Sredna Gora Mountains. *Geochem. Mineral. Petrol.* **16**, 61–67. (In Bulgarian with English and German abstracts).
- Foote, R.M. and Manheim, F. (1975): Geology of Bulgaria. *Am. Assoc. Petrol. Geol. Bull.* **59**, 303–335.
- Georgiev, N. and Lazarova, A. (2003): Magma mixing in Upper Cretaceous plutonic bodies in the southwestern parts of the Central Sredna gora zone, Bulgaria. *C. R. Bulg. Acad. Sci.* **56**, 4, 47–52.
- Handler, R., Velichkova, S.H., Neubauer, F. and Ivanov, Z. (2004):  $^{40}\text{Ar}/^{39}\text{Ar}$  age constraints on the timing of magmatism and post-magmatic cooling in the Panagyurishte region, Bulgaria. *Schweiz. Mineral. Petrogr. Mitt.* **84**, 119–132.
- Haydoutov, I. and Yanév, S. (1997): The Protomoesian microcontinent of the Balkan Peninsula – a peri-Gondwanaland piece. *Tectonophysics* **272**, 303–313.
- Haydoutov, I., Gochev, P., Kozhoukhraov, D. and Yanév, S. (1997): Terranes in the Balkan area. In: Papanikolao, D. (ed.): IGCP project no. 276 Terrane map and terrane descriptions. *Annales Géologiques des Pays Helléniques* **37** (1996–97), 479–494.
- Heinrich, C.A. and Neubauer, F. (2002): Cu–Au–(Pb–Zn–Ag) metallogeny of the Alpine–Balkan–Carpathian–Dinaride geodynamic province: introduction. *Min. Deposita* **37**, 533–540.
- Hsu, K., Nachev, I. and Vuchev, V. (1977): Geological evolution of Bulgaria in light of plate tectonics. *Tectonophysics* **40**, 245–256.
- Hunziker, J.C., Desmons, J. and Hurford, A.J. (1992): Thirty-two years of geochronological work in the Central and Western Alps: a review of seven maps. *Mem. Geol. Lausanne* **13**, 1–59.
- Ivanov, Z. (1983): Aperçu général sur l'évolution géologique et structurale des Balkanides. In: Ivanov, Z. and Nikolov, T. (eds.): Guide de l'excursion. Réunion Extraordinaire de la Société géologique de France en Bulgarie. *Soc. Geol. Bulg. Press University*, Sofia, pp. 3–26.
- Ivanov, Z. (1988): Aperçu général sur l'évolution géologique et structurale du massif des Rhodopes dans le card des Balkanides. *Bull. Soc. Geol. France* **8**, 227–240.
- Ivanov, Z. (1989a): Structure and tectonic evolution of central parts of the Rhodope massif. In: Ivanov, Z. (ed.): Structure and Geodynamic Evolution of the



- inner zones of Balkanides – Kraishtides and Rhodope Area. Guide for excursion XIV Congress CBGA, Sofia, Bulgaria, pp. 56–92.
- Ivanov, Z. (ed.). (1989b): Structure and tectonic evolution of the central parts of the Rhodope massif. In: Guide to excursion E-3, CBGA – XIV Congress, S., Bulgaria, 126 pp.
- Ivanov, Z., Moskovski, S. and Kolcheva, K. (1979): Basic features of the Structure of the Central Parts of the Rhodope massif. *Geologica Balcanica* **9**, 1, 30–50. (In Russian, abstract in English).
- Ivanov, Z., Gerdjikov, I. and Kounov, A. (2001a): New data and consideration about structure and tectonic evolution of Sakar region, Southeast Bulgaria. *Ann. de L'Univ. de Sofia "ST. Kliment Ohridski", Fac. de Geol. Geogr. Geol.* **91**, 35–80.
- Ivanov, Z., Henry, B., Dimov, D., Georgiev, N., Jordanova, D. and Jordanova, N. (2001b): New model for Upper Cretaceous magma emplacement in the southwestern parts of Central Srednogorie – petrostructural and AMS data. *Rom. J. Mineral Deposits* **79**, Suppl. 2, 60–61.
- Ivanov, Z., Georgiev, N., Lazarova, A. and Dimov, D. (2002): New model of upper Cretaceous magma emplacement in the southwestern parts of Central Sredna Gora zone, Bulgaria. *Geologica Carpathica* **53**, spec issue, Proc. the XVII. Congress of CBGA, Bratislava (CD version).
- Kamenov, B., von Quadt, A. and Peytcheva, I. (2002): New insight into petrology, geochemistry and dating of the Vejen pluton, Bulgaria. *Geochem. Mineral. Petrol.* **39**, 3–25.
- Karagjuleva, J., Kostadinov, V., Tzankov, Tz. and Gocev, P. (1974): Structure of the Panaguriste strip east of the Topolnitsa river. *Bull. Geol. Inst., ser. Geotectonics* **13**, 231–301.
- Karamata, S., Krstic, B., Dimitrijevic, D.M., Dimitrijevic, M.N., Kneevic, V., Stojanov, R. and Filipovic, I. (1997): Terranes between the Moesian plate and the Adriatic Sea. In: Papanikolaou, D. (ed.): IGCP project no. 276 Terrane map and terrane descriptions. *Annales Géologiques des Pays Helléniques* **37** (1996–97), 429–477.
- Kozhukharov, D., Kozhukharova, E. and Zagorchev, I. (1978): The Precambrian in Bulgaria. In: Precambrian in young fold belts. IGCP Project 22, 65 pp.
- Kräutner, H.G. (1993): Pre-Alpine evolution in the Southern Carpathians and adjacent areas. *Geologica Carpathica* **44**, 203–212.
- Krohe, A. and Mposkos, E. (2002): Multiple generations of extensional detachments in the Rhodope Mountains (northern Greece): evidence of episodic exhumation of high-pressure rocks. In: Blundell, D.J., Neubauer, F. and von Quadt, A. (eds.): The timing and location of major ore deposits in an evolving orogen. *Geol. Soc. (London) Spec. Publ.* **204**, 151–178.
- Liu, Y., Genser, J., Handler, R., Friedl, G. and Neubauer, F. (2001):  $^{40}\text{Ar}/^{39}\text{Ar}$  muscovite ages from the Penninic/Austroalpine plate boundary, eastern Alps. *Tectonics* **20**, 528–547.
- Ludwig, K.R. (2001): Isoplot/Ex – A Geochronological Toolkit for Microsoft Excel. *Berkeley Geochronological Center Special Publication No. 1a*.
- Matte, P. (1991): Accretionary history and crustal evolution of the Variscan belt in Western Europe. *Tectonophysics* **196**, 309–337.
- McDougall, I. and Harrison, M.T. (1999): Geochronology and thermochronology by the  $^{40}\text{Ar}/^{39}\text{Ar}$  method. 2nd Ed, Oxford University Press, Oxford, 269 pp.
- Minkovska, V., Peybernès, B., Nikolov, T. and Ivanov, M. (2002): Paleogeographic reconstruction of a segment of the North-Tethyan margin in Bulgaria from Barremian to Albion. *Ecl. geol. Helv.* **95**, 183–195.
- Mukasa, S.B., Haydoutov, I., Carrigan, C.W. and Kolcheva, K. (2003): Thermobarometry and  $^{40}\text{Ar}/^{39}\text{Ar}$  ages of eclogitic and gneissic rocks in the Sredna Gora and Rhodope Terranes of Bulgaria. *J. Czech Geol. Soc.* **48**, 94.
- Nachev, I.K. (1993): Late Cretaceous palaeogeodynamics of Bulgaria. *Geologica Balcanica* **23**, 3–23.
- Neubauer, F. (2002a): Contrasting Late Cretaceous to Neogene ore provinces in the Alpine-Balkan-Carpathian-Dinaride collision belt. In: Blundell, D.J., Neubauer, F. and von Quadt, A. (eds.): The timing and location of major ore deposits in an evolving orogen. *Geol. Soc. (London) Spec. Publ.* **204**, 81–102.
- Neubauer, F. (2002b): Evolution of late Neoproterozoic to early Paleozoic tectonic elements in central and southeast European Alpine mountain belts: review and synthesis. *Tectonophysics* **352**, 87–103.
- Neubauer, F., Dallmeyer, R.D., Dunkl, T. and Schirnik, D. (1995): Late Cretaceous exhumation of the metamorphic Gleinalm dome, Eastern Alps: kinematics, cooling history and sedimentary response in a sinistral wrench corridor. *Tectonophysics* **242**, 79–89.
- Neugebauer, J., Greiner, B. and Appel, E. (2001): Kinematics of Alpine-West Carpathian orogen and palaeogeographic implications. *J. Geol. Soc. (London)* **158**, 97–110.
- Okay, A. I., Satir, M., Tüysüz, O., Akyüz, S. and Chen, F. (2001): The tectonics of the Strandja Massif: late Variscan and mid-Mesozoic deformation and metamorphism in the northern Aegean. *Int. J. Earth Sci.* **90**, 217–233.
- Peytcheva, I. and von Quadt, A. (2003): U–Pb–zircon isotope system in mingled and mixed magmas: an example from Central Srednogorie, Bulgaria. *Geophysical Research Abstracts* **5**, 09177, Nice, (electronic version).
- Popov, P. and Popov, K. (2000): General geologic and metallogenic features of the Panagyrishte ore region. In: Strashimirov, S. and Popov, P. (eds.): Geology and metallogeny of the Panagyrishte ore region (Srednogorie zone, Bulgaria). *Guide to Excursions A and C. ABCD-GEODE 2000 Workshop, Borovets Bulgaria*, p. 1–7.
- Quadt, A., von Peycheva, I., Kamenov, B., Fanger, L. and Heinrich, C.A. (2002): The Elatitze porphyry copper deposit of the Panagyrishte ore district, Srednogorie unit, Bulgaria: U–Pb zircon geochronology and isotope-geochemical investigations of ore genesis. In: Blundell, D., Neubauer, F. and von Quadt, A. (eds.): The timing and location of major ore deposits in an evolving orogen. *Geol. Soc. Spec. Publ. (London)* **204**, 119–135.
- Raumer, J. von (1998): The Paleozoic evolution in the Alps: from Gondwana to Pangea. *Geol. Rundschau* **87**, 407–435.
- Ricou, L.E., Burg, J.P., Godfriaux, I. and Ivanov, Z. (1998): Rhodope and Vardar: the metamorphic and the olistostromic paired belts related to the Cretaceous subduction under Europe. *Geodinamica Acta* **11**, 285–309.
- Royden, L.H. (1988): Late Cenozoic tectonics of the Pannonian basin system. *Am. Assoc. Petrol. Geol. Mem.* **45**, 27–48.
- Sandulescu, M. (1984): Geotectonica Romaniei. Ed. Tehnica, Bucharest, 336 pp.
- Stampfli, C.M. and Mosar, J. (1999): The making and becoming of Apulia. *Mem. Sci. Geol.* **51**, 141–154.
- Steiger, R.H. and Jäger, E. (1977): Subcommission on geochronology: Convention on the use of decay con-



- stants in geo- and cosmochronology. *Earth Planet. Sci. Lett.* **36**, 359–362.
- Tari, G., Dicea, O., Faulkerson, J., Georgiev, G., Popov, S., Stenaescu, M. and Weir, G. (1997): Cimmerian and Alpine stratigraphy and structural evolution of the Moesian Platform (Romania/Bulgaria). In: Robinson, A.G. (ed.): Regional and petroleum geology of the Black Sea and surrounding region. *Am. Assoc. Petr. Geol. Mem.* **68**, 63–90.
- Villa, I. (1998): Isotopic closure. *Terra Nova* **10**, 42–47.
- Wijbrans, J.R., Pringle, M.S., Koopers, A.A.P. and Schveers, R. (1995): Argon geochronology of small samples using the Vulkana argon laserprobe. *Proc. Kon. Ned. Akad. Wetensch.* **98**, 185–218.
- Willingshofer, E., Neubauer, F. and Cloetingh, S. (1999): Significance of Gosau basins for the upper Cretaceous geodynamic history of the Alpine-Carpathian belt. *Phys. Chem. Earth Part A: Solid Earth Geodesy* **24**, 687–695.
- Zagorčev, I. (1993): Multiphase crustal thickening in the central parts of the Balkan Peninsula. *Bull. Geol. Soc. Greece* **XXIX**, 87–97.

Received 24 October 2003

Accepted in revised form 8 August 2004

Editorial handling: T. Driesner

## Appendix

### Petrographic characteristics of dated rocks

Samples are described in the same order as they appear in the text.

**Sample SV-12:** Location: 3 km NE of Petrich along the Tolponitsa River valley. Two-mica gneiss of the unretrogressed basement. The gneiss comprises a well-preserved metamorphic fabric. It includes brown biotite grains, only a few of them with subordinate exsolution of opaque minerals and chlorite. White mica occurs in two generations: Large (1 mm long) mica flakes contain many euhedral inclusions, and are partly recrystallised to smaller white mica grains.

**Sample SV-92** is from SE edge of Gol. Rakovitsa. Coarse-grained two-mica gneiss. The gneiss comprises 0.5–3 mm large mica grains; 0.6 mm large garnet grains are partly chloritised along margins. Quartz is well annealed and displays some amoeboid boundaries due to grain boundary migration.

**Sample SV-7:** Location is from a roadcut from Petrich to Poibrene, 2 km S of the branch to Srebrinovo. Biotite-hornblende diorite. Well preserved magmatic fabric with plagioclase, brownish amphibole, biotite and some quartz as main constituents, and magmatic epidote, zircon, ore minerals, apatite as minor constituents. Plagioclase is optically zoned and sometimes transformed to clinozoisite in core zones and patchy sericite at rims. Amphibole shows some optical zoning and bears round (magmatic) inclusions as biotite and plagioclase. Biotite grains are round and show some exsolution of platy opaque minerals (ilmenite), respectively sometimes transformation to chlorite.

**Sample SV-22:** Roadcut 1.5 km ESE of Vakarel. Mylonitic gneiss with S–C-fabric respectively a porphyroclastic fabric with  $\sigma$ -type alkali feld-

spar and plagioclase porphyroclasts. Biotite is 0.2–0.3 mm in size, greenish and intergrown with chlorite. White mica grains occur as fishes and are surrounded by fine sericite (ca. 0.2 mm). Quartz occurs in small elongated grains. Further minerals are sphene, rutile and opaque minerals.

**Sample SV-151:** Mati Vir. Amphibolite with a well-preserved, statically annealed fabric and minerals, which are ca. 0.4–0.5 mm in diameter. Amphibole is optically unzoned and contains few inclusions (ca. 0.05 mm in size) of quartz and plagioclase. Plagioclase comprises patches with transformation into fine sericite, starting along cracks. Biotite is sometimes marginally transformed to chlorite. Further minerals are sphene, opaque minerals, apatite and zircon.

**Sample SV-149:** Mati Vir River valley. Amphibolite with a static, annealed fabric. The grain size is ca. 0.5 to 1.5 mm. Amphibole is optically unzoned and contains small round inclusions of plagioclase, quartz, epidote and apatite.

**Sample SV-150:** Mati Vir river valley. Sheared two-mica gneiss. Narrow mica-rich shear zones alternate with quartz/plagioclase layers. White micas comprise ca. 1 mm long fishes and show ilmenite exsolution. Biotite occurs in larger, old flakes with ore exsolution, which are surrounded by fine-grained biotite grains. Chlorite, opaque minerals, sphene, apatite and zircon are further, rare minerals.

**Sample 150A:** Same locality as SV-150. Mati Vir river valley. Biotite gneiss. Biotite and white mica form layers with recrystallised grains, which are 0.2–0.5 mm in length. Biotite shows retrogression with ore mineral exsolution. Greenish biotite locally occurs. Plagioclase includes some small garnet inclusions, respectively is altered to a fine-grained mixture of phyllosilicates.



Table 1 Ar-analytical data from laser-step-heating experiments on muscovite and biotite multi-grain samples from basement rocks of the Panagyuriste region, Bulgaria.

| Sample: SV-12 Muscovite (250–355 µm) |                                   |         |                                   |         |                                   |         |                      |                    |          |       |
|--------------------------------------|-----------------------------------|---------|-----------------------------------|---------|-----------------------------------|---------|----------------------|--------------------|----------|-------|
| J-Value: 0.02223 +/- 0.00022         |                                   |         |                                   |         |                                   |         |                      |                    |          |       |
| step                                 | $^{36}\text{Ar}/^{39}\text{Ar}^a$ | +/-     | $^{37}\text{Ar}/^{39}\text{Ar}^b$ | +/-     | $^{40}\text{Ar}/^{39}\text{Ar}^a$ | +/-     | % $^{40}\text{Ar}^c$ | % $^{39}\text{Ar}$ | age [Ma] | +/-   |
| 1                                    | 0.00862                           | 0.00034 | 0.00601                           | 0.00028 | 10.69742                          | 0.09972 | 76.2                 | 1.9                | 299.92   | 4.37  |
| 2                                    | 0.00101                           | 0.00137 | 0.00304                           | 0.00116 | 9.44645                           | 0.40706 | 96.9                 | 0.5                | 333.50   | 13.91 |
| 3                                    | 0.00250                           | 0.00028 | 0.00363                           | 0.00024 | 9.57993                           | 0.08440 | 92.3                 | 2.0                | 323.21   | 4.09  |
| 4                                    | 0.00067                           | 0.00002 | 0.00032                           | 0.00001 | 8.83686                           | 0.00611 | 97.7                 | 31.7               | 316.36   | 2.91  |
| 5                                    | 0.00075                           | 0.00015 | 0.00213                           | 0.00013 | 8.82634                           | 0.04454 | 97.5                 | 3.9                | 315.28   | 3.26  |
| 6                                    | 0.00177                           | 0.00021 | 0.00011                           | 0.00024 | 9.19787                           | 0.06335 | 94.3                 | 3.0                | 317.64   | 3.61  |
| 7                                    | 0.00070                           | 0.00006 | 0.00041                           | 0.00006 | 8.88373                           | 0.01844 | 97.7                 | 10.6               | 317.65   | 2.98  |
| 8                                    | 0.00084                           | 0.00015 | 0.00292                           | 0.00016 | 8.89070                           | 0.04499 | 97.2                 | 3.7                | 316.51   | 3.27  |
| 9                                    | 0.00147                           | 0.00014 | 0.00267                           | 0.00013 | 9.07511                           | 0.04020 | 95.2                 | 4.4                | 316.44   | 3.20  |
| 10                                   | 0.00063                           | 0.00003 | 0.00051                           | 0.00003 | 8.79413                           | 0.00848 | 97.9                 | 19.8               | 315.34   | 2.91  |
| 11                                   | 0.00074                           | 0.00006 | 0.00171                           | 0.00006 | 8.83029                           | 0.01885 | 97.5                 | 10.2               | 315.53   | 2.96  |
| 12                                   | 0.00095                           | 0.00007 | 0.00129                           | 0.00007 | 8.69015                           | 0.02032 | 96.8                 | 8.5                | 308.67   | 2.92  |
| steps 2–11                           |                                   |         |                                   |         |                                   |         |                      | 89.7               | 316.90   | 1.10  |
| Sample: SV-12 Biotite (250–355 µm)   |                                   |         |                                   |         |                                   |         |                      |                    |          |       |
| J-Value: 0.02214 +/- 0.00022         |                                   |         |                                   |         |                                   |         |                      |                    |          |       |
| step                                 | $^{36}\text{Ar}/^{39}\text{Ar}^a$ | +/-     | $^{37}\text{Ar}/^{39}\text{Ar}^b$ | +/-     | $^{40}\text{Ar}/^{39}\text{Ar}^a$ | +/-     | % $^{40}\text{Ar}^c$ | % $^{39}\text{Ar}$ | age [Ma] | +/-   |
| 1                                    | 0.12456                           | 0.00044 | 0.00905                           | 0.00017 | 42.45991                          | 0.13035 | 13.3                 | 3.2                | 212.15   | 5.04  |
| 2                                    | 0.02892                           | 0.00007 | 0.00350                           | 0.00003 | 17.15092                          | 0.02024 | 50.2                 | 17.9               | 314.15   | 2.96  |
| 3                                    | 0.01065                           | 0.00011 | 0.00177                           | 0.00007 | 11.69605                          | 0.03387 | 73.1                 | 7.8                | 312.19   | 3.08  |
| 4                                    | 0.00116                           | 0.00010 | 0.00268                           | 0.00009 | 9.13208                           | 0.03049 | 96.3                 | 6.4                | 320.29   | 3.10  |
| 5                                    | 0.00092                           | 0.00007 | 0.00152                           | 0.00008 | 8.91719                           | 0.02155 | 96.9                 | 8.9                | 315.41   | 2.98  |
| 6                                    | 0.00207                           | 0.00011 | 0.00325                           | 0.00009 | 9.34897                           | 0.03318 | 93.4                 | 6.7                | 318.48   | 3.12  |
| 7                                    | 0.00267                           | 0.00014 | 0.00608                           | 0.00013 | 9.34360                           | 0.04259 | 91.6                 | 4.4                | 312.42   | 3.20  |
| 8                                    | 0.00132                           | 0.00007 | 0.00843                           | 0.00007 | 9.07541                           | 0.02095 | 95.7                 | 8.3                | 316.80   | 2.98  |
| 9                                    | 0.00208                           | 0.00011 | 0.00857                           | 0.00012 | 9.22511                           | 0.03303 | 93.3                 | 5.9                | 314.30   | 3.09  |
| 10                                   | 0.00186                           | 0.00009 | 0.00907                           | 0.00008 | 8.94866                           | 0.02695 | 93.9                 | 6.5                | 307.21   | 2.96  |
| 11                                   | 0.00005                           | 0.00012 | 0.00828                           | 0.00015 | 8.60539                           | 0.03460 | 99.8                 | 4.7                | 313.60   | 3.10  |
| 12                                   | 0.00044                           | 0.00005 | 0.00749                           | 0.00005 | 8.65859                           | 0.01608 | 98.5                 | 12.6               | 311.53   | 2.91  |
| 13                                   | 0.00035                           | 0.00020 | 0.00543                           | 0.00019 | 8.72324                           | 0.05955 | 98.8                 | 3.1                | 314.63   | 3.51  |
| 14                                   | 0.00043                           | 0.00015 | 0.00075                           | 0.00015 | 8.64659                           | 0.04404 | 98.5                 | 3.6                | 311.20   | 3.21  |
| steps 2–14                           |                                   |         |                                   |         |                                   |         |                      | 96.8               | 313.97   | 0.85  |
| Sample: SV-92 Muscovite (250–355 µm) |                                   |         |                                   |         |                                   |         |                      |                    |          |       |
| J-Value: 0.02205 +/- 0.00022         |                                   |         |                                   |         |                                   |         |                      |                    |          |       |
| step                                 | $^{36}\text{Ar}/^{39}\text{Ar}^a$ | +/-     | $^{37}\text{Ar}/^{39}\text{Ar}^b$ | +/-     | $^{40}\text{Ar}/^{39}\text{Ar}^a$ | +/-     | % $^{40}\text{Ar}^c$ | % $^{39}\text{Ar}$ | age [Ma] | +/-   |
| 1                                    | 0.00547                           | 0.00010 | 0.00150                           | 0.00009 | 10.24652                          | 0.02863 | 84.2                 | 3.4                | 313.73   | 3.03  |
| 2                                    | 0.00163                           | 0.00003 | 0.00061                           | 0.00002 | 9.18549                           | 0.00876 | 94.7                 | 12.6               | 316.18   | 2.91  |
| 3                                    | 0.00096                           | 0.00004 | 0.00001                           | 0.00004 | 8.92362                           | 0.01121 | 96.8                 | 8.0                | 314.04   | 2.90  |
| 4                                    | 0.00058                           | 0.00007 | 0.00087                           | 0.00007 | 8.83328                           | 0.02118 | 98.0                 | 4.6                | 314.77   | 2.97  |
| 5                                    | 0.00050                           | 0.00002 | 0.00069                           | 0.00002 | 8.84518                           | 0.00668 | 98.3                 | 13.1               | 315.98   | 2.90  |
| 6                                    | 0.00132                           | 0.00011 | 0.00174                           | 0.00009 | 9.07395                           | 0.03141 | 95.7                 | 3.0                | 315.58   | 3.07  |
| 7                                    | 0.00108                           | 0.00005 | 0.00005                           | 0.00005 | 9.04318                           | 0.01466 | 96.5                 | 6.8                | 316.86   | 2.94  |
| 8                                    | 0.00036                           | 0.00002 | 0.00039                           | 0.00002 | 8.82151                           | 0.00616 | 98.8                 | 15.4               | 316.58   | 2.90  |
| 9                                    | 0.00264                           | 0.00011 | 0.00268                           | 0.00011 | 9.38616                           | 0.03154 | 91.7                 | 2.5                | 312.93   | 3.05  |
| 10                                   | 0.00216                           | 0.00023 | 0.00535                           | 0.00025 | 9.15739                           | 0.06962 | 93.0                 | 1.1                | 310.04   | 3.68  |
| 11                                   | 0.00334                           | 0.00018 | 0.00539                           | 0.00016 | 9.54107                           | 0.05440 | 89.7                 | 1.7                | 311.21   | 3.38  |
| 12                                   | 0.00073                           | 0.00002 | 0.00041                           | 0.00002 | 9.02594                           | 0.00585 | 97.6                 | 15.9               | 319.76   | 2.93  |
| 13                                   | 0.00013                           | 0.00003 | 0.00005                           | 0.00003 | 8.79955                           | 0.00896 | 99.6                 | 10.9               | 318.17   | 2.93  |
| 14                                   | 0.00000                           | 0.00019 | 0.00031                           | 0.00021 | 8.75167                           | 0.05572 | 100.0                | 1.3                | 317.77   | 3.45  |
| steps 1–13                           |                                   |         |                                   |         |                                   |         |                      | 98.7               | 315.31   | 0.84  |

Errors of ratios, J-values, and ages are at 1-sigma level.

a) measured

b) corrected for post-irradiation decay of  $^{37}\text{Ar}$  (35.1 days)

c) non atmospheric  $^{40}\text{Ar}$

continued



Table 1 continued.

Sample: SV-92 Biotite (250–355  $\mu\text{m}$ )  
J-Value: 0.02196  $\pm$  0.00022

| step       | $^{36}\text{Ar}/^{39}\text{Ar}^{\text{a}}$ | +/-     | $^{37}\text{Ar}/^{39}\text{Ar}^{\text{b}}$ | +/-     | $^{40}\text{Ar}/^{39}\text{Ar}^{\text{a}}$ | +/-     | % $^{40}\text{Ar}^{\text{c}}$ | % $^{39}\text{Ar}$ | age [Ma] | +/-  |
|------------|--|---------|--|---------|--|---------|-------------------------------|--------------------|----------|------|
| 1          | 0.13725                                    | 0.00040 | 0.00419                                    | 0.00020 | 48.87931                                   | 0.12405 | 17.0                          | 2.6                | 302.26   | 5.00 |
| 2          | 0.01511                                    | 0.00048 | 0.01178                                    | 0.00045 | 12.22238                                   | 0.14211 | 63.5                          | 1.2                | 283.26   | 5.48 |
| 3          | 0.00554                                    | 0.00009 | 0.00152                                    | 0.00007 | 10.03514                                   | 0.02598 | 83.7                          | 8.3                | 304.79   | 2.94 |
| 4          | 0.00522                                    | 0.00007 | 0.00035                                    | 0.00005 | 9.91049                                    | 0.02125 | 84.4                          | 10.9               | 303.79   | 2.89 |
| 5          | 0.00111                                    | 0.00010 | 0.00057                                    | 0.00012 | 8.96809                                    | 0.02965 | 96.3                          | 5.3                | 312.93   | 3.04 |
| 6          | 0.00061                                    | 0.00018 | 0.00887                                    | 0.00021 | 8.68963                                    | 0.05392 | 97.9                          | 2.8                | 308.56   | 3.36 |
| 7          | 0.00139                                    | 0.00012 | 0.00847                                    | 0.00012 | 8.94907                                    | 0.03425 | 95.4                          | 4.6                | 309.50   | 3.07 |
| 8          | 0.00166                                    | 0.00010 | 0.00643                                    | 0.00010 | 8.96947                                    | 0.02936 | 94.5                          | 5.7                | 307.57   | 3.00 |
| 9          | 0.00212                                    | 0.00009 | 0.00624                                    | 0.00009 | 8.96054                                    | 0.02711 | 93.0                          | 6.9                | 302.71   | 2.94 |
| 10         | 0.00087                                    | 0.00011 | 0.00511                                    | 0.00009 | 8.62643                                    | 0.03258 | 97.0                          | 5.7                | 303.92   | 3.01 |
| 11         | 0.00103                                    | 0.00005 | 0.00073                                    | 0.00005 | 8.92120                                    | 0.01356 | 96.6                          | 11.1               | 312.15   | 2.91 |
| 12         | 0.00091                                    | 0.00009 | 0.00038                                    | 0.00009 | 8.55818                                    | 0.02544 | 96.9                          | 6.7                | 301.18   | 2.91 |
| 13         | 0.00122                                    | 0.00018 | 0.00244                                    | 0.00025 | 8.64803                                    | 0.05340 | 95.8                          | 2.7                | 301.18   | 3.31 |
| 14         | 0.00062                                    | 0.00003 | 0.00043                                    | 0.00004 | 8.63053                                    | 0.00912 | 97.9                          | 17.0               | 306.43   | 2.84 |
| 15         | 0.00021                                    | 0.00009 | 0.00044                                    | 0.00011 | 8.44397                                    | 0.02546 | 99.3                          | 6.0                | 304.25   | 2.93 |
| 16         | 0.00027                                    | 0.00019 | 0.00394                                    | 0.00025 | 8.43527                                    | 0.05613 | 99.1                          | 2.6                | 303.43   | 3.37 |
| steps 3–16 |  |         |  |         |  |         |                               | 96.2               | 305.90   | 0.81 |

Errors of ratios, J-values, and ages are at 1-sigma level.

a) measured

b) corrected for post-irradiation decay of  $^{37}\text{Ar}$  (35.1 days)c) non atmospheric  $^{40}\text{Ar}$ 

Table 2 Ar-analytical data from laser-step-heating experiments on hornblende, and biotite multi-grain samples from the Poibrene pluton of the Panagyuriste region, Bulgaria.

Sample: SV-7 Hornblende (250–355  $\mu\text{m}$ )  
J-Value: 0.02187  $\pm$  0.00022

| step      | $^{36}\text{Ar}/^{39}\text{Ar}^{\text{a}}$ | +/-     | $^{37}\text{Ar}/^{39}\text{Ar}^{\text{b}}$ | +/-     | $^{40}\text{Ar}/^{39}\text{Ar}^{\text{a}}$ | +/-     | % $^{40}\text{Ar}^{\text{c}}$ | % $^{39}\text{Ar}$ | age [Ma] | +/-   |
|-----------|--|---------|--|---------|--|---------|-------------------------------|--------------------|----------|-------|
| 1         | 0.10961                                    | 0.00240 | 6.78114                                    | 0.00397 | 36.96138                                   | 0.73070 | 12.4                          | 0.6                | 190.81   | 26.00 |
| 2         | 0.05088                                    | 0.00107 | 4.12354                                    | 0.00181 | 16.60785                                   | 0.31811 | 9.5                           | 1.1                | 72.66    | 12.08 |
| 3         | 0.01826                                    | 0.00059 | 12.40159                                   | 0.00278 | 9.56841                                    | 0.17468 | 43.6                          | 1.8                | 192.65   | 6.46  |
| 4         | 0.00894                                    | 0.00019 | 10.58452                                   | 0.00051 | 9.10149                                    | 0.05551 | 71.0                          | 9.3                | 267.54   | 3.12  |
| 5         | 0.00656                                    | 0.00008 | 15.10043                                   | 0.00040 | 9.16981                                    | 0.02489 | 78.9                          | 22.1               | 306.28   | 2.94  |
| 6         | 0.00655                                    | 0.00016 | 15.68382                                   | 0.00065 | 8.89543                                    | 0.04765 | 78.3                          | 9.9                | 298.77   | 3.18  |
| 7         | 0.00697                                    | 0.00013 | 15.17819                                   | 0.00052 | 9.02828                                    | 0.03924 | 77.2                          | 13.8               | 297.61   | 3.04  |
| 8         | 0.00604                                    | 0.00016 | 13.10855                                   | 0.00061 | 9.14657                                    | 0.04639 | 80.5                          | 9.7                | 305.15   | 3.20  |
| 9         | 0.00628                                    | 0.00011 | 14.95679                                   | 0.00046 | 9.09845                                    | 0.03212 | 79.6                          | 19.0               | 306.26   | 3.01  |
| 10        | 0.00538                                    | 0.00020 | 11.77710                                   | 0.00065 | 8.73191                                    | 0.05822 | 81.8                          | 9.4                | 294.08   | 3.34  |
| 11        | 0.00782                                    | 0.00060 | 14.23770                                   | 0.00208 | 9.10642                                    | 0.17735 | 74.6                          | 2.4                | 289.18   | 6.53  |
| 12        | 0.00846                                    | 0.00134 | 13.52339                                   | 0.00432 | 9.58708                                    | 0.39852 | 73.9                          | 1.0                | 297.08   | 13.61 |
| steps 5–9 |  |         |  |         |  |         |                               | 74.5               | 302.90   | 1.40  |

Sample: SV-7 Biotite (250–355  $\mu\text{m}$ )J-Value: 0.02200  $\pm$  0.00022

| step       | $^{36}\text{Ar}/^{39}\text{Ar}^{\text{a}}$ | +/-     | $^{37}\text{Ar}/^{39}\text{Ar}^{\text{b}}$ | +/-     | $^{40}\text{Ar}/^{39}\text{Ar}^{\text{a}}$ | +/-     | % $^{40}\text{Ar}^{\text{c}}$ | % $^{39}\text{Ar}$ | age [Ma] | +/-  |
|------------|--|---------|--|---------|--|---------|-------------------------------|--------------------|----------|------|
| 1          | 0.08074                                    | 0.00012 | 0.01188                                    | 0.00006 | 30.99499                                   | 0.03610 | 23.0                          | 6.8                | 262.57   | 2.74 |
| 2          | 0.00622                                    | 0.00018 | 0.01260                                    | 0.00018 | 9.00053                                    | 0.05302 | 79.6                          | 2.2                | 263.49   | 3.05 |
| 3          | 0.02366                                    | 0.00012 | 0.00675                                    | 0.00008 | 14.06611                                   | 0.03581 | 50.3                          | 4.3                | 260.43   | 2.72 |
| 4          | 0.00455                                    | 0.00007 | 0.00330                                    | 0.00004 | 8.69462                                    | 0.02012 | 84.5                          | 7.2                | 269.91   | 2.60 |
| 5          | 0.00263                                    | 0.00008 | 0.00401                                    | 0.00007 | 7.98871                                    | 0.02339 | 90.3                          | 5.1                | 265.17   | 2.59 |
| 6          | 0.00503                                    | 0.00005 | 0.00468                                    | 0.00004 | 8.68056                                    | 0.01429 | 82.9                          | 9.7                | 264.52   | 2.51 |
| 7          | 0.00199                                    | 0.00009 | 0.00411                                    | 0.00009 | 7.81138                                    | 0.02727 | 92.5                          | 3.9                | 265.50   | 2.64 |
| 8          | 0.00194                                    | 0.00006 | 0.00767                                    | 0.00005 | 7.70561                                    | 0.01937 | 92.6                          | 5.4                | 262.42   | 2.53 |
| 9          | 0.00083                                    | 0.00006 | 0.00705                                    | 0.00007 | 7.39694                                    | 0.01776 | 96.7                          | 4.4                | 263.11   | 2.52 |
| 10         | 0.00049                                    | 0.00005 | 0.01064                                    | 0.00005 | 7.27246                                    | 0.01429 | 98.0                          | 7.2                | 262.26   | 2.49 |
| 11         | 0.00044                                    | 0.00003 | 0.01106                                    | 0.00003 | 7.15017                                    | 0.00954 | 98.2                          | 9.0                | 258.57   | 2.43 |
| 12         | 0.00047                                    | 0.00004 | 0.00983                                    | 0.00005 | 7.34208                                    | 0.01101 | 98.1                          | 7.8                | 264.91   | 2.49 |
| 13         | 0.00082                                    | 0.00005 | 0.01074                                    | 0.00005 | 7.28631                                    | 0.01496 | 96.7                          | 7.8                | 259.39   | 2.47 |
| 14         | 0.00030                                    | 0.00002 | 0.01073                                    | 0.00003 | 7.17138                                    | 0.00703 | 98.8                          | 12.7               | 260.76   | 2.44 |
| 15         | 0.00040                                    | 0.00004 | 0.01896                                    | 0.00004 | 7.11353                                    | 0.01294 | 98.3                          | 6.6                | 257.72   | 2.44 |
| steps 1–14 |  |         |  |         |  |         |                               | 93.4               | 263.00   | 0.69 |

Table 3 Ar-analytical data from laser-step-heating experiments on hornblende and biotite multi-grain samples from partly resetted basement rocks of the Panagyuriste region, Bulgaria.

| Sample: SV-149 Hornblende (250–355 $\mu\text{m}$ ) |  |         |  |         |  |         |                               |                    |          |        |
|--|--|---------|--|---------|--|---------|-------------------------------|--------------------|----------|--------|
| J-Value: 0.02187 $\pm$ 0.00022                     |  |         |  |         |  |         |                               |                    |          |        |
| step   | $^{36}\text{Ar}/^{39}\text{Ar}^{\text{a}}$ | +/-     | $^{37}\text{Ar}/^{39}\text{Ar}^{\text{b}}$ | +/-     | $^{40}\text{Ar}/^{39}\text{Ar}^{\text{a}}$ | +/-     | % $^{40}\text{Ar}^{\text{c}}$ | % $^{39}\text{Ar}$ | age [Ma] | +/-    |
| 1  | 0.10675                                    | 0.00139 | 2.80722                                    | 0.00153 | 45.70771                                   | 0.41614 | 31.0                          | 0.6                | 493.66   | 13.21  |
| 2  | 0.02674                                    | 0.00153 | 1.23199                                    | 0.00204 | 13.84914                                   | 0.45449 | 43.0                          | 0.4                | 223.59   | 15.98  |
| 3  | 0.01364                                    | 0.00090 | 1.98666                                    | 0.00153 | 9.33173                                    | 0.26556 | 56.8                          | 0.7                | 203.02   | 9.56   |
| 4  | 0.00861                                    | 0.00035 | 5.24006                                    | 0.00086 | 7.41708                                    | 0.10321 | 65.7                          | 2.1                | 197.06   | 4.10   |
| 5  | 0.00601                                    | 0.00019 | 6.98778                                    | 0.00063 | 5.98295                                    | 0.05610 | 70.3                          | 3.7                | 178.29   | 2.63   |
| 6  | 0.00584                                    | 0.00033 | 7.30072                                    | 0.00100 | 6.37731                                    | 0.09821 | 72.9                          | 1.8                | 195.07   | 3.94   |
| 7  | 0.00375                                    | 0.00006 | 9.62218                                    | 0.00023 | 6.63129                                    | 0.01684 | 83.3                          | 14.0               | 232.39   | 2.26   |
| 8  | 0.00338                                    | 0.00002 | 9.25204                                    | 0.00011 | 6.63723                                    | 0.00682 | 85.0                          | 37.8               | 235.41   | 2.22   |
| 9  | 0.00341                                    | 0.00030 | 8.89067                                    | 0.00077 | 6.48410                                    | 0.08824 | 84.5                          | 2.2                | 228.75   | 3.74   |
| 10   | 0.00402                                    | 0.00010 | 8.97820                                    | 0.00042 | 6.78079                                    | 0.03066 | 82.5                          | 6.5                | 232.99   | 2.43   |
| 11   | 0.00350                                    | 0.00009 | 9.95004                                    | 0.00042 | 6.62815                                    | 0.02560 | 84.4                          | 7.5                | 235.80   | 2.38   |
| 12   | 0.00327                                    | 0.00006 | 10.08636                                   | 0.00022 | 6.36839                                    | 0.01646 | 84.8                          | 13.7               | 229.54   | 2.23   |
| 13   | 0.00323                                    | 0.00010 | 8.33284                                    | 0.00040 | 6.00839                                    | 0.02877 | 84.1                          | 6.8                | 212.32   | 2.24   |
| 14   | 0.00457                                    | 0.00059 | 9.40922                                    | 0.00136 | 7.00934                                    | 0.17341 | 80.7                          | 1.3                | 236.52   | 6.40   |
| 15   | 0.00572                                    | 0.00130 | 10.10545                                   | 0.00302 | 7.85126                                    | 0.38479 | 78.5                          | 0.5                | 255.90   | 13.39  |
| steps 7–12   |  |         |  |         |  |         |                               | 81.7               | 232.86   | 0.99   |
| Sample: SV-151 Hornblende (250–355 $\mu\text{m}$ ) |  |         |  |         |  |         |                               |                    |          |        |
| J-Value: 0.02201 $\pm$ 0.00022                     |  |         |  |         |  |         |                               |                    |          |        |
| step   | $^{36}\text{Ar}/^{39}\text{Ar}^{\text{a}}$ | +/-     | $^{37}\text{Ar}/^{39}\text{Ar}^{\text{b}}$ | +/-     | $^{40}\text{Ar}/^{39}\text{Ar}^{\text{a}}$ | +/-     | % $^{40}\text{Ar}^{\text{c}}$ | % $^{39}\text{Ar}$ | age [Ma] | +/-    |
| 1  | 0.07607                                    | 0.00367 | 0.82061                                    | 0.00399 | 65.92124                                   | 1.14273 | 65.9                          | 0.4                | 1211.93  | 24.80  |
| 2  | 0.02993                                    | 0.00198 | 0.43078                                    | 0.00240 | 17.16793                                   | 0.58989 | 48.5                          | 0.7                | 304.11   | 19.99  |
| 3  | 0.03663                                    | 0.00095 | 0.49423                                    | 0.00102 | 22.33300                                   | 0.28450 | 51.5                          | 1.5                | 408.16   | 9.72   |
| 4  | 0.01342                                    | 0.00098 | 0.65368                                    | 0.00123 | 6.18661                                    | 0.28854 | 35.9                          | 1.2                | 87.46    | 10.95  |
| 5  | 0.01042                                    | 0.00090 | 1.25993                                    | 0.00142 | 5.45214                                    | 0.26570 | 43.5                          | 1.3                | 95.00    | 10.05  |
| 6  | 0.00944                                    | 0.00029 | 4.25959                                    | 0.00071 | 9.93456                                    | 0.08718 | 71.9                          | 3.6                | 274.92   | 3.92   |
| 7  | 0.00488                                    | 0.00012 | 7.77716                                    | 0.00031 | 11.94517                                   | 0.03508 | 87.9                          | 13.3               | 395.64   | 3.72   |
| 8  | 0.00311                                    | 0.00008 | 6.67386                                    | 0.00025 | 7.85459                                    | 0.02475 | 88.3                          | 17.2               | 274.46   | 2.68   |
| 9  | 0.00391                                    | 0.00015 | 7.74631                                    | 0.00052 | 6.17822                                    | 0.04529 | 81.3                          | 8.2                | 210.77   | 2.55   |
| 10   | 0.00398                                    | 0.00009 | 7.47623                                    | 0.00035 | 7.17735                                    | 0.02680 | 83.6                          | 15.6               | 244.41   | 2.47   |
| 11   | 0.00371                                    | 0.00006 | 8.24300                                    | 0.00028 | 7.09035                                    | 0.01905 | 84.6                          | 21.4               | 246.42   | 2.40   |
| 12   | 0.00316                                    | 0.00015 | 7.84742                                    | 0.00045 | 5.95890                                    | 0.04406 | 84.3                          | 10.7               | 211.16   | 2.53   |
| 13   | 0.00309                                    | 0.00030 | 6.46945                                    | 0.00087 | 5.61521                                    | 0.08912 | 83.8                          | 4.9                | 195.75   | 3.68   |
| 14   | 0.05017                                    | 0.02119 | 77.31480                                   | 0.14884 | 63.51505                                   | 6.48359 | 76.7                          | 0.1                | 1475.66  | 114.07 |
| no plateau   |  |         |  |         |  |         |                               |                    |          |        |
| Sample: SV-22 Biotite (250–355 $\mu\text{m}$ )     |  |         |  |         |  |         |                               |                    |          |        |
| J-Value: 0.02222 $\pm$ 0.00022                     |  |         |  |         |  |         |                               |                    |          |        |
| step   | $^{36}\text{Ar}/^{39}\text{Ar}^{\text{a}}$ | +/-     | $^{37}\text{Ar}/^{39}\text{Ar}^{\text{b}}$ | +/-     | $^{40}\text{Ar}/^{39}\text{Ar}^{\text{a}}$ | +/-     | % $^{40}\text{Ar}^{\text{c}}$ | % $^{39}\text{Ar}$ | age [Ma] | +/-    |
| 1  | 1.06249                                    | 0.00740 | 0.17796                                    | 0.00243 | 316.52375                                  | 2.78294 | 0.8                           | 0.1                | 99.70    | 105.57 |
| 2  | 0.05490                                    | 0.00038 | 0.01952                                    | 0.00023 | 19.21434                                   | 0.11254 | 15.6                          | 1.0                | 115.60   | 4.37   |
| 3  | 0.01609                                    | 0.00042 | 0.02175                                    | 0.00028 | 8.02549                                    | 0.12564 | 40.8                          | 0.7                | 126.09   | 4.85   |
| 4  | 0.00685                                    | 0.00010 | 0.00888                                    | 0.00007 | 6.10242                                    | 0.02940 | 66.8                          | 3.4                | 155.97   | 1.83   |
| 5  | 0.00330                                    | 0.00008 | 0.00249                                    | 0.00007 | 5.19281                                    | 0.02320 | 81.2                          | 3.6                | 161.03   | 1.75   |
| 6  | 0.00426                                    | 0.00005 | 0.00247                                    | 0.00004 | 5.42138                                    | 0.01612 | 76.8                          | 6.0                | 159.07   | 1.62   |
| 7  | 0.00067                                    | 0.00003 | 0.00432                                    | 0.00004 | 4.24417                                    | 0.01011 | 95.4                          | 7.0                | 154.80   | 1.52   |
| 8  | 0.00053                                    | 0.00004 | 0.00377                                    | 0.00004 | 4.11306                                    | 0.01183 | 96.2                          | 7.2                | 151.45   | 1.50   |
| 9  | 0.00091                                    | 0.00003 | 0.00415                                    | 0.00003 | 4.18701                                    | 0.00976 | 93.6                          | 9.1                | 150.02   | 1.47   |
| 10   | 0.00087                                    | 0.00004 | 0.00374                                    | 0.00003 | 4.11040                                    | 0.01149 | 93.7                          | 7.3                | 147.62   | 1.47   |
| 11   | 0.00022                                    | 0.00007 | 0.00272                                    | 0.00006 | 3.93409                                    | 0.02048 | 98.4                          | 3.9                | 148.25   | 1.60   |
| 12   | 0.00031                                    | 0.00007 | 0.00315                                    | 0.00007 | 4.00649                                    | 0.02110 | 97.7                          | 3.7                | 149.97   | 1.62   |
| 13   | 0.00043                                    | 0.00002 | 0.00673                                    | 0.00002 | 3.89899                                    | 0.00736 | 96.7                          | 12.4               | 144.63   | 1.40   |
| 14   | 0.00023                                    | 0.00003 | 0.00507                                    | 0.00003 | 3.88920                                    | 0.00865 | 98.3                          | 9.5                | 146.49   | 1.43   |
| 15   | 0.00014                                    | 0.00003 | 0.00742                                    | 0.00003 | 3.91977                                    | 0.00976 | 98.9                          | 7.9                | 148.57   | 1.46   |
| 16   | 0.00032                                    | 0.00002 | 0.02088                                    | 0.00004 | 3.91763                                    | 0.00722 | 97.6                          | 8.9                | 146.63   | 1.42   |
| 17   | 0.00032                                    | 0.00002 | 0.06227                                    | 0.00004 | 3.91679                                    | 0.00727 | 97.6                          | 8.4                | 146.64   | 1.42   |
| steps 9–17   |  |         |  |         |  |         |                               | 71.0               | 147.53   | 0.49   |



Table 3 continued.

Sample: SV-151A Biotite (250–355  $\mu\text{m}$ )  
J-Value: 0.02241  $\pm$  0.00022

| step       | $^{36}\text{Ar}/^{39}\text{Ar}^{\text{a}}$ | +/-     | $^{37}\text{Ar}/^{39}\text{Ar}^{\text{b}}$ | +/-     | $^{40}\text{Ar}/^{39}\text{Ar}^{\text{a}}$ | +/-     | % $^{40}\text{Ar}^{\text{c}}$ | % $^{39}\text{Ar}$ | age [Ma] | +/-  |
|------------|--|---------|--|---------|--|---------|-------------------------------|--------------------|----------|------|
| 1          | 0.20688                                    | 0.00054 | 0.00764                                    | 0.00026 | 64.40452                                   | 0.17062 | 5.1                           | 1.3                | 127.13   | 6.55 |
| 2          | 0.04864                                    | 0.00008 | 0.00336                                    | 0.00003 | 18.04417                                   | 0.02389 | 20.4                          | 10.2               | 142.11   | 1.63 |
| 3          | 0.00732                                    | 0.00005 | 0.00278                                    | 0.00004 | 5.90711                                    | 0.01585 | 63.4                          | 10.6               | 144.83   | 1.51 |
| 4          | 0.01024                                    | 0.00012 | 0.00203                                    | 0.00006 | 6.58394                                    | 0.03631 | 54.0                          | 4.8                | 137.78   | 1.90 |
| 5          | 0.00566                                    | 0.00004 | 0.00386                                    | 0.00003 | 5.21233                                    | 0.01150 | 67.9                          | 11.1               | 137.10   | 1.39 |
| 6          | 0.00273                                    | 0.00004 | 0.00604                                    | 0.00004 | 4.36067                                    | 0.01062 | 81.5                          | 9.4                | 137.68   | 1.38 |
| 7          | 0.00391                                    | 0.00004 | 0.00640                                    | 0.00004 | 4.69428                                    | 0.01129 | 75.4                          | 8.4                | 137.09   | 1.39 |
| 8          | 0.00390                                    | 0.00006 | 0.01443                                    | 0.00003 | 4.59695                                    | 0.01918 | 74.9                          | 5.2                | 133.60   | 1.48 |
| 9          | 0.00410                                    | 0.00005 | 0.01078                                    | 0.00005 | 4.66961                                    | 0.01589 | 74.0                          | 5.7                | 134.08   | 1.42 |
| 10         | 0.00273                                    | 0.00003 | 0.00693                                    | 0.00002 | 4.26543                                    | 0.00797 | 81.1                          | 14.5               | 134.16   | 1.33 |
| 11         | 0.00181                                    | 0.00003 | 0.00952                                    | 0.00004 | 4.01141                                    | 0.00994 | 86.6                          | 8.0                | 134.75   | 1.35 |
| 12         | 0.00111                                    | 0.00005 | 0.00677                                    | 0.00006 | 3.87608                                    | 0.01441 | 91.5                          | 6.9                | 137.47   | 1.43 |
| 13         | 0.00059                                    | 0.00007 | 0.00841                                    | 0.00009 | 3.89293                                    | 0.02106 | 95.5                          | 3.9                | 143.83   | 1.59 |
| steps 5–12 |  |         |  |         |  |         |                               | 69.2               | 135.74   | 0.49 |

Errors of ratios, J-values, and ages are at 1-sigma level.  
a) measured b) corrected for post-irradiation decay of  $^{37}\text{Ar}$  (35.1 days)  
c) non atmospheric  $^{40}\text{Ar}$

Table 4 Ar-analytical data from laser-step-heating experiments on muscovite and biotite multi-grain samples from completely resetted basement rocks of the Panagyuriste region, Bulgaria.

Sample: SV-149A Muscovite (250–355  $\mu\text{m}$ )  
J-Value: 0.02209  $\pm$  0.00022

| step       | $^{36}\text{Ar}/^{39}\text{Ar}^{\text{a}}$ | +/-     | $^{37}\text{Ar}/^{39}\text{Ar}^{\text{b}}$ | +/-     | $^{40}\text{Ar}/^{39}\text{Ar}^{\text{a}}$ | +/-     | % $^{40}\text{Ar}^{\text{c}}$ | % $^{39}\text{Ar}$ | age [Ma] | +/-  |
|------------|--|---------|--|---------|--|---------|-------------------------------|--------------------|----------|------|
| 1          | 0.00795                                    | 0.00041 | 0.00719                                    | 0.00049 | 4.32946                                    | 0.12003 | 45.7                          | 0.6                | 76.63    | 4.65 |
| 2          | 0.00397                                    | 0.00014 | 0.00196                                    | 0.00013 | 3.64331                                    | 0.04084 | 67.8                          | 2.0                | 95.29    | 1.80 |
| 3          | 0.00055                                    | 0.00004 | 0.00176                                    | 0.00004 | 2.95470                                    | 0.01043 | 94.5                          | 6.4                | 107.35   | 1.11 |
| 4          | 0.00189                                    | 0.00009 | 0.00349                                    | 0.00009 | 3.08272                                    | 0.02725 | 81.9                          | 2.8                | 97.37    | 1.40 |
| 5          | 0.00138                                    | 0.00011 | 0.00082                                    | 0.00014 | 2.91098                                    | 0.03225 | 86.0                          | 2.3                | 96.57    | 1.54 |
| 6          | 0.00065                                    | 0.00004 | 0.00086                                    | 0.00004 | 2.87069                                    | 0.01054 | 93.3                          | 7.6                | 103.09   | 1.07 |
| 7          | 0.00071                                    | 0.00004 | 0.00107                                    | 0.00004 | 2.91149                                    | 0.01126 | 92.8                          | 7.4                | 103.97   | 1.09 |
| 8          | 0.00032                                    | 0.00002 | 0.00079                                    | 0.00002 | 2.78331                                    | 0.00632 | 96.6                          | 13.1               | 103.55   | 1.03 |
| 9          | 0.00013                                    | 0.00005 | 0.00058                                    | 0.00006 | 2.78606                                    | 0.01500 | 98.6                          | 5.4                | 105.72   | 1.17 |
| 10         | 0.00052                                    | 0.00003 | 0.00060                                    | 0.00003 | 2.90974                                    | 0.00932 | 94.7                          | 10.3               | 106.05   | 1.08 |
| 11         | 0.00018                                    | 0.00003 | 0.00100                                    | 0.00003 | 2.80761                                    | 0.00789 | 98.1                          | 11.0               | 105.95   | 1.07 |
| 12         | 0.00013                                    | 0.00003 | 0.00006                                    | 0.00003 | 2.84349                                    | 0.00956 | 98.6                          | 10.5               | 107.86   | 1.10 |
| 13         | 0.00002                                    | 0.00008 | 0.00003                                    | 0.00008 | 2.73702                                    | 0.02389 | 99.8                          | 3.7                | 105.15   | 1.36 |
| 14         | 0.00002                                    | 0.00006 | 0.00049                                    | 0.00006 | 2.74827                                    | 0.01758 | 99.7                          | 5.1                | 105.47   | 1.22 |
| 15         | 0.00056                                    | 0.00008 | 0.00393                                    | 0.00008 | 2.88048                                    | 0.02370 | 94.3                          | 3.8                | 104.53   | 1.35 |
| 16         | 0.00033                                    | 0.00005 | 0.00159                                    | 0.00006 | 2.81938                                    | 0.01611 | 96.5                          | 5.2                | 104.74   | 1.18 |
| 17         | 0.00069                                    | 0.00011 | 0.00121                                    | 0.00011 | 2.96279                                    | 0.03182 | 93.1                          | 2.8                | 106.13   | 1.58 |
| steps 7–17 |  |         |  |         |  |         |                               | 78.4               | 105.35   | 0.35 |

Sample: SV-150 Muscovite (250–355  $\mu\text{m}$ )  
J-Value: 0.02193  $\pm$  0.00022

| step       | $^{36}\text{Ar}/^{39}\text{Ar}^{\text{a}}$ | +/-     | $^{37}\text{Ar}/^{39}\text{Ar}^{\text{b}}$ | +/-     | $^{40}\text{Ar}/^{39}\text{Ar}^{\text{a}}$ | +/-     | % $^{40}\text{Ar}^{\text{c}}$ | % $^{39}\text{Ar}$ | age [Ma] | +/-   |
|------------|--|---------|--|---------|--|---------|-------------------------------|--------------------|----------|-------|
| 1          | 0.01179                                    | 0.00167 | 0.02570                                    | 0.00139 | 6.20182                                    | 0.49450 | 43.8                          | 0.3                | 103.96   | 18.50 |
| 2          | 0.01134                                    | 0.00035 | 0.01115                                    | 0.00028 | 6.74251                                    | 0.10481 | 50.3                          | 1.4                | 128.87   | 4.06  |
| 3          | 0.00193                                    | 0.00014 | 0.00410                                    | 0.00013 | 3.62488                                    | 0.04162 | 84.3                          | 3.2                | 116.46   | 1.91  |
| 4          | 0.00078                                    | 0.00005 | 0.00140                                    | 0.00004 | 3.48248                                    | 0.01334 | 93.4                          | 10.8               | 123.73   | 1.29  |
| 5          | 0.00084                                    | 0.00008 | 0.00360                                    | 0.00007 | 3.08844                                    | 0.02279 | 92.0                          | 5.8                | 108.49   | 1.35  |
| 6          | 0.00072                                    | 0.00003 | 0.00004                                    | 0.00003 | 2.87240                                    | 0.00907 | 92.5                          | 12.2               | 101.64   | 1.04  |
| 7          | 0.00132                                    | 0.00007 | 0.00075                                    | 0.00007 | 3.09244                                    | 0.02177 | 87.4                          | 5.3                | 103.33   | 1.29  |
| 8          | 0.00048                                    | 0.00001 | 0.00026                                    | 0.00001 | 2.79034                                    | 0.00209 | 95.0                          | 45.2               | 101.32   | 0.99  |
| 9          | 0.00068                                    | 0.00004 | 0.00009                                    | 0.00004 | 2.90632                                    | 0.01154 | 93.1                          | 10.3               | 103.42   | 1.09  |
| 10         | 0.00116                                    | 0.00021 | 0.00065                                    | 0.00022 | 3.03145                                    | 0.06180 | 88.7                          | 1.8                | 102.80   | 2.52  |
| 11         | 0.00067                                    | 0.00009 | 0.00127                                    | 0.00013 | 2.85472                                    | 0.02703 | 93.1                          | 3.6                | 101.62   | 1.41  |
| steps 6–11 |  |         |  |         |  |         |                               | 78.5               | 102.22   | 0.50  |

Table 4 continued.

Sample: SV-150 Biotite (250–355  $\mu\text{m}$ )J-Value: 0.02185  $\pm$  0.00022

| step       | $^{36}\text{Ar}/^{39}\text{Ar}^{\text{a}}$ | +/-     | $^{37}\text{Ar}/^{39}\text{Ar}^{\text{b}}$ | +/-     | $^{40}\text{Ar}/^{39}\text{Ar}^{\text{a}}$ | +/-     | % $^{40}\text{Ar}^{\text{c}}$ | % $^{39}\text{Ar}$ | age [Ma] | +/-  |
|------------|--|---------|--|---------|--|---------|-------------------------------|--------------------|----------|------|
| 1          | 0.01508                                    | 0.00007 | 0.00187                                    | 0.00004 | 7.32302                                    | 0.02184 | 39.2                          | 10.4               | 109.08   | 1.33 |
| 2          | 0.00800                                    | 0.00009 | 0.00008                                    | 0.00008 | 5.04316                                    | 0.02801 | 53.1                          | 5.8                | 102.09   | 1.44 |
| 3          | 0.00292                                    | 0.00007 | 0.00168                                    | 0.00008 | 3.53121                                    | 0.02134 | 75.5                          | 6.3                | 101.61   | 1.27 |
| 4          | 0.00221                                    | 0.00005 | 0.00365                                    | 0.00007 | 3.41362                                    | 0.01493 | 80.9                          | 6.7                | 105.11   | 1.16 |
| 5          | 0.00165                                    | 0.00005 | 0.00570                                    | 0.00006 | 3.17270                                    | 0.01358 | 84.7                          | 6.3                | 102.33   | 1.12 |
| 6          | 0.00107                                    | 0.00003 | 0.00209                                    | 0.00003 | 3.05983                                    | 0.00897 | 89.6                          | 13.6               | 104.41   | 1.07 |
| 7          | 0.00091                                    | 0.00004 | 0.00329                                    | 0.00004 | 2.95251                                    | 0.01102 | 90.9                          | 9.4                | 102.22   | 1.08 |
| 8          | 0.00035                                    | 0.00005 | 0.00152                                    | 0.00006 | 2.81826                                    | 0.01427 | 96.3                          | 8.4                | 103.34   | 1.14 |
| 9          | 0.00054                                    | 0.00005 | 0.00075                                    | 0.00007 | 2.91511                                    | 0.01561 | 94.5                          | 7.1                | 104.87   | 1.17 |
| 10         | 0.00042                                    | 0.00003 | 0.00137                                    | 0.00004 | 2.86327                                    | 0.00995 | 95.7                          | 11.6               | 104.29   | 1.08 |
| 11         | 0.00020                                    | 0.00005 | 0.00001                                    | 0.00005 | 2.80426                                    | 0.01357 | 97.9                          | 8.0                | 104.54   | 1.13 |
| 12         | 0.00027                                    | 0.00012 | 0.00484                                    | 0.00012 | 2.67792                                    | 0.03435 | 97.0                          | 3.4                | 99.07    | 1.60 |
| 13         | 0.00027                                    | 0.00013 | 0.00041                                    | 0.00016 | 2.71194                                    | 0.03704 | 97.1                          | 3.0                | 100.30   | 1.69 |
| steps 2–11 |  |         |  |         |  |         |                               | 83.2               | 103.56   | 0.36 |

Sample: SV-150A Muscovite (200–250  $\mu\text{m}$ )J-Value: 0.02233  $\pm$  0.00022

| step       | $^{36}\text{Ar}/^{39}\text{Ar}^{\text{a}}$ | +/-     | $^{37}\text{Ar}/^{39}\text{Ar}^{\text{b}}$ | +/-     | $^{40}\text{Ar}/^{39}\text{Ar}^{\text{a}}$ | +/-     | % $^{40}\text{Ar}^{\text{c}}$ | % $^{39}\text{Ar}$ | age [Ma] | +/-  |
|------------|--|---------|--|---------|--|---------|-------------------------------|--------------------|----------|------|
| 1          | 0.00916                                    | 0.00031 | 0.00623                                    | 0.00032 | 5.12795                                    | 0.09144 | 47.2                          | 0.6                | 94.47    | 3.61 |
| 2          | 0.00305                                    | 0.00017 | 0.00264                                    | 0.00020 | 3.97019                                    | 0.05088 | 77.3                          | 1.1                | 118.98   | 2.23 |
| 3          | 0.00094                                    | 0.00004 | 0.00067                                    | 0.00005 | 2.95095                                    | 0.01137 | 90.6                          | 4.5                | 104.05   | 1.09 |
| 4          | 0.00143                                    | 0.00004 | 0.00123                                    | 0.00003 | 2.93788                                    | 0.01181 | 85.7                          | 5.0                | 98.04    | 1.04 |
| 5          | 0.00080                                    | 0.00003 | 0.00066                                    | 0.00003 | 2.85970                                    | 0.00783 | 91.7                          | 7.1                | 102.10   | 1.02 |
| 6          | 0.00088                                    | 0.00002 | 0.00086                                    | 0.00002 | 2.84629                                    | 0.00659 | 90.9                          | 10.7               | 100.71   | 1.00 |
| 7          | 0.00046                                    | 0.00002 | 0.00041                                    | 0.00002 | 2.69846                                    | 0.00625 | 95.0                          | 7.9                | 99.83    | 0.99 |
| 8          | 0.00065                                    | 0.00001 | 0.00044                                    | 0.00001 | 2.76165                                    | 0.00430 | 93.0                          | 14.2               | 100.04   | 0.97 |
| 9          | 0.00051                                    | 0.00003 | 0.00019                                    | 0.00003 | 2.73610                                    | 0.00860 | 94.5                          | 6.1                | 100.68   | 1.02 |
| 10         | 0.00037                                    | 0.00005 | 0.00025                                    | 0.00005 | 2.66411                                    | 0.01597 | 95.8                          | 3.6                | 99.46    | 1.13 |
| 11         | 0.00023                                    | 0.00004 | 0.00010                                    | 0.00006 | 2.65186                                    | 0.01206 | 97.4                          | 3.8                | 100.56   | 1.07 |
| 12         | 0.00022                                    | 0.00003 | 0.00040                                    | 0.00003 | 2.55458                                    | 0.00759 | 97.4                          | 7.5                | 97.01    | 0.97 |
| 13         | 0.00002                                    | 0.00003 | 0.00027                                    | 0.00004 | 2.52855                                    | 0.00956 | 99.8                          | 5.4                | 98.31    | 1.01 |
| 14         | 0.00001                                    | 0.00005 | 0.00055                                    | 0.00006 | 2.55377                                    | 0.01433 | 99.9                          | 3.4                | 99.36    | 1.10 |
| 15         | 0.00005                                    | 0.00003 | 0.00104                                    | 0.00004 | 2.54083                                    | 0.00988 | 99.4                          | 5.4                | 98.36    | 1.02 |
| 16         | 0.00008                                    | 0.00001 | 0.00004                                    | 0.00001 | 2.61726                                    | 0.00322 | 99.1                          | 13.6               | 101.02   | 0.98 |
| steps 6–16 |  |         |  |         |  |         |                               | 81.5               | 99.57    | 0.31 |

Sample: SV-150A Biotite (250–355  $\mu\text{m}$ )J-Value: 0.02217  $\pm$  0.00022

| step       | $^{36}\text{Ar}/^{39}\text{Ar}^{\text{a}}$ | +/-     | $^{37}\text{Ar}/^{39}\text{Ar}^{\text{b}}$ | +/-     | $^{40}\text{Ar}/^{39}\text{Ar}^{\text{a}}$ | +/-     | % $^{40}\text{Ar}^{\text{c}}$ | % $^{39}\text{Ar}$ | age [Ma] | +/-  |
|------------|--|---------|--|---------|--|---------|-------------------------------|--------------------|----------|------|
| 1          | 0.02349                                    | 0.00010 | 0.00177                                    | 0.00005 | 9.50160                                    | 0.02859 | 27.0                          | 6.7                | 99.07    | 1.45 |
| 2          | 0.00371                                    | 0.00004 | 0.00080                                    | 0.00003 | 3.68113                                    | 0.01043 | 70.2                          | 11.6               | 99.90    | 1.05 |
| 3          | 0.00064                                    | 0.00006 | 0.00121                                    | 0.00006 | 2.69421                                    | 0.01766 | 93.0                          | 5.6                | 96.93    | 1.16 |
| 4          | 0.00008                                    | 0.00007 | 0.00025                                    | 0.00006 | 2.83087                                    | 0.02016 | 99.2                          | 5.6                | 108.33   | 1.30 |
| 5          | 0.00044                                    | 0.00005 | 0.00077                                    | 0.00005 | 2.82739                                    | 0.01539 | 95.4                          | 6.8                | 104.16   | 1.17 |
| 6          | 0.00047                                    | 0.00003 | 0.00077                                    | 0.00003 | 2.67185                                    | 0.00991 | 94.8                          | 8.9                | 98.00    | 1.03 |
| 7          | 0.00026                                    | 0.00005 | 0.00106                                    | 0.00005 | 2.68712                                    | 0.01487 | 97.1                          | 6.5                | 100.92   | 1.13 |
| 8          | 0.00034                                    | 0.00013 | 0.00070                                    | 0.00014 | 2.71984                                    | 0.03821 | 96.3                          | 2.4                | 101.29   | 1.75 |
| 9          | 0.00019                                    | 0.00006 | 0.00217                                    | 0.00008 | 2.65462                                    | 0.01893 | 97.8                          | 3.9                | 100.43   | 1.21 |
| 10         | 0.00033                                    | 0.00007 | 0.00229                                    | 0.00008 | 2.64775                                    | 0.01950 | 96.3                          | 3.9                | 98.64    | 1.21 |
| 11         | 0.00034                                    | 0.00006 | 0.00186                                    | 0.00006 | 2.63188                                    | 0.01664 | 96.2                          | 5.0                | 97.95    | 1.14 |
| 12         | 0.00035                                    | 0.00003 | 0.00200                                    | 0.00003 | 2.64293                                    | 0.01010 | 96.1                          | 8.7                | 98.24    | 1.03 |
| 13         | 0.00022                                    | 0.00003 | 0.00107                                    | 0.00003 | 2.66695                                    | 0.00805 | 97.6                          | 10.3               | 100.63   | 1.03 |
| 14         | 0.00024                                    | 0.00006 | 0.00151                                    | 0.00006 | 2.67750                                    | 0.01677 | 97.4                          | 5.4                | 100.81   | 1.17 |
| 15         | 0.00016                                    | 0.00003 | 0.00142                                    | 0.00004 | 2.63091                                    | 0.00968 | 98.2                          | 8.5                | 99.94    | 1.04 |
| steps 6–15 |  |         |  |         |  |         |                               | 63.6               | 99.55    | 0.36 |

Errors of ratios, J-values, and ages are at 1-sigma level.

a) measured

b) corrected for post-irradiation decay of  $^{37}\text{Ar}$  (35.1 days)c) non atmospheric  $^{40}\text{Ar}$