

Zeitschrift: Schweizerische mineralogische und petrographische Mitteilungen = Bulletin suisse de minéralogie et pétrographie
Band: 32 (1952)
Heft: 2

Anhang: International tables for x-ray crystallography. Volume I, Symmetry groups
Autor: Henry, N.F.M. / Lonsdale, K.

Nutzungsbedingungen

Die ETH-Bibliothek ist die Anbieterin der digitalisierten Zeitschriften auf E-Periodica. Sie besitzt keine Urheberrechte an den Zeitschriften und ist nicht verantwortlich für deren Inhalte. Die Rechte liegen in der Regel bei den Herausgebern beziehungsweise den externen Rechteinhabern. Das Veröffentlichen von Bildern in Print- und Online-Publikationen sowie auf Social Media-Kanälen oder Webseiten ist nur mit vorheriger Genehmigung der Rechteinhaber erlaubt. [Mehr erfahren](#)

Conditions d'utilisation

L'ETH Library est le fournisseur des revues numérisées. Elle ne détient aucun droit d'auteur sur les revues et n'est pas responsable de leur contenu. En règle générale, les droits sont détenus par les éditeurs ou les détenteurs de droits externes. La reproduction d'images dans des publications imprimées ou en ligne ainsi que sur des canaux de médias sociaux ou des sites web n'est autorisée qu'avec l'accord préalable des détenteurs des droits. [En savoir plus](#)

Terms of use

The ETH Library is the provider of the digitised journals. It does not own any copyrights to the journals and is not responsible for their content. The rights usually lie with the publishers or the external rights holders. Publishing images in print and online publications, as well as on social media channels or websites, is only permitted with the prior consent of the rights holders. [Find out more](#)

Download PDF: 13.08.2025

ETH-Bibliothek Zürich, E-Periodica, <https://www.e-periodica.ch>

INTERNATIONAL TABLES FOR X-RAY CRYSTALLOGRAPHY

(READY OCTOBER, 1952)

Published for

THE INTERNATIONAL UNION OF CRYSTALLOGRAPHY

by THE KYNOCH PRESS, Birmingham, England

Volume I

SYMMETRY GROUPS

Editors: N. F. M. HENRY and K. LONSDALE

Demy quarto, bound in cloth. xii+558 pages, with 237 figures, index, and dictionary in five languages

Historical introduction by M. v. Laue

At the London Conference of Crystallography in 1946 it was decided to replace the old *International Tables for Crystal Structure Determination* (1935) by a new work. This was necessitated by the great development of the science of crystallography in recent years and its growing importance to the chemist, the physicist, the metallurgist, the biologist and the mineralogist. Much of the material in the former tables was of permanent usefulness, but experience had shown that it could be much more conveniently arranged, that some of the old material was not in common use, and that the growth of the subject had produced a demand for much new material.

The Commission of the International Union of Crystallography charged with this work now has the following members:

Chairman: K. Lonsdale (University College,
Gower Street, London, W.C.1,
England)

M. J. Buerger (U.S.A.)

N. F. M. Henry (U.K.)

J. S. Kasper (U.S.A.)

C. H. MacGillavry (Netherlands)

The new *International Tables for X-ray Crystallography* have been planned to be of the maximum practical usefulness in the determination of crystal structures and in allied problems, primarily those involving the use of X-ray methods; but their value for teaching purposes has also been kept in mind. The tables are written in English, but a dictionary of terms in English, French, German, Russian and Spanish is included.

The Commission is keeping in mind the possibility of issuing supplementary material later where the development of crystallographic methods renders this desirable.

Volume I, now ready, deals with crystal symmetry and the crystallographic groups, and the detailed contents are given on the back page of this prospectus. Volumes II and III, which are in preparation and which will be sold separately, will cover Mathematical Tables and Physical and Chemical Tables respectively.

The whole work is being financially subsidised by UNESCO, to whom the thanks of the Commission are particularly due.

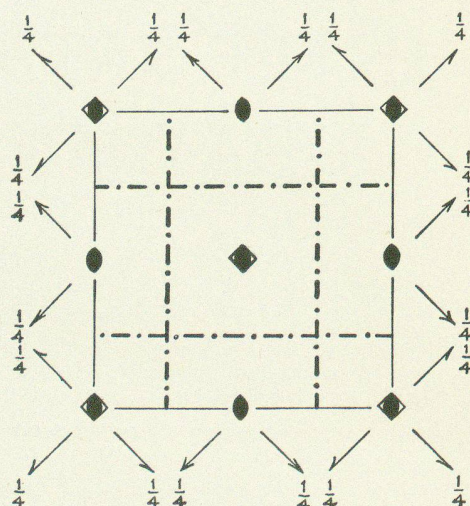
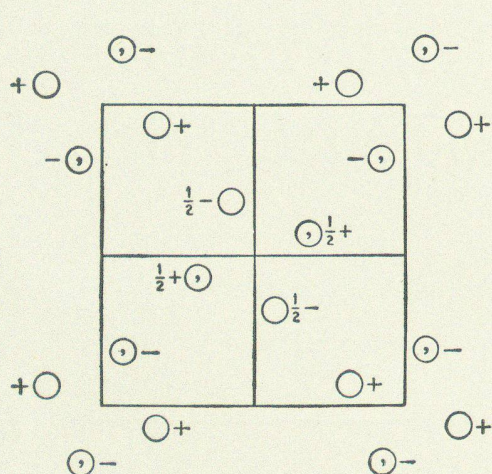
The price of Volume I is £5 5s. (five guineas), inclusive of postage and packing, and orders may be sent on the enclosed order form to the publishers.

$P\bar{4}n2$
 D_{2d}^8

No. 118

$P\bar{4}n2$

$\bar{4}2m$ Tetragonal



Origin at $\bar{4}$

Number of positions,
Wyckoff notation,
and point symmetry

Co-ordinates of equivalent positions

Conditions limiting
possible reflections

General:

hkl : No conditions
 $0kl$: $k+l=2n$
 hhl : No conditions
 $h00$: ($h=2n$)
 $hh0$: No conditions

Special: as above, plus

hkl : $h+k+l=2n$

} no extra conditions

} hkl : $h+k+l=2n$

8 i 1 x, y, z ; $\frac{1}{2}-x, \frac{1}{2}+y, \frac{1}{2}+z$;
 \bar{x}, \bar{y}, z ; $\frac{1}{2}+x, \frac{1}{2}-y, \frac{1}{2}+z$;
 \bar{y}, x, \bar{z} ; $\frac{1}{2}+y, \frac{1}{2}+x, \frac{1}{2}-z$;
 y, \bar{x}, \bar{z} ; $\frac{1}{2}-y, \frac{1}{2}-x, \frac{1}{2}-z$.

4 h 2 $0, \frac{1}{2}, z$; $\frac{1}{2}, 0, \bar{z}$; $\frac{1}{2}, 0, \frac{1}{2}+z$; $0, \frac{1}{2}, \frac{1}{2}-z$.

4 g 2 $x, \frac{1}{2}+x, \frac{1}{4}$; $\bar{x}, \frac{1}{2}-x, \frac{1}{4}$; $\frac{1}{2}-x, x, \frac{3}{4}$; $\frac{1}{2}+x, \bar{x}, \frac{3}{4}$.

4 f 2 $x, \frac{1}{2}-x, \frac{1}{4}$; $\bar{x}, \frac{1}{2}+x, \frac{1}{4}$; $\frac{1}{2}+x, x, \frac{3}{4}$; $\frac{1}{2}-x, \bar{x}, \frac{3}{4}$.

4 e 2 $0, 0, z$; $0, 0, \bar{z}$; $\frac{1}{2}, \frac{1}{2}, \frac{1}{2}+z$; $\frac{1}{2}, \frac{1}{2}, \frac{1}{2}-z$.

2 d 222 $0, \frac{1}{2}, \frac{3}{4}$; $\frac{1}{2}, 0, \frac{1}{4}$.

2 c 222 $0, \frac{1}{2}, \frac{1}{4}$; $\frac{1}{2}, 0, \frac{3}{4}$.

2 b $\bar{4}$ $0, 0, \frac{1}{2}$; $\frac{1}{2}, \frac{1}{2}, 0$.

2 a $\bar{4}$ $0, 0, 0$; $\frac{1}{2}, \frac{1}{2}, \frac{1}{2}$.

Origin at $\bar{4}$. $|x, y, z; \bar{x}, \bar{y}, \bar{z}; \frac{1}{2}-x, \frac{1}{2}+y, z; \frac{1}{2}+x, \frac{1}{2}-y, z; y, \bar{x}, \bar{z}; \bar{y}, x, \bar{z}; \frac{1}{2}+y, \frac{1}{2}+x, \bar{z}; \frac{1}{2}-y, \frac{1}{2}-x, \bar{z}|$

$$A=4 \cos 2\pi l z \left[\cos 2\pi \left(hx + \frac{h+k}{4} \right) \cos 2\pi \left(ky - \frac{h+k}{4} \right) + \cos 2\pi \left(kx + \frac{h+k}{4} \right) \cos 2\pi \left(hy + \frac{h+k}{4} \right) \right]$$

$$B=4 \sin 2\pi l z \left[\cos 2\pi \left(hx + \frac{h+k}{4} \right) \cos 2\pi \left(ky - \frac{h+k}{4} \right) - \cos 2\pi \left(kx + \frac{h+k}{4} \right) \cos 2\pi \left(hy + \frac{h+k}{4} \right) \right]$$

$$|F(hkl)| = |F(\bar{h}\bar{k}\bar{l})| = |F(\bar{h}kl)| = |F(h\bar{k}l)| = |F(hk\bar{l})|$$

$$h+k=2n \quad A=4 \cos 2\pi l z [\cos 2\pi h x \cos 2\pi k y + \cos 2\pi k x \cos 2\pi h y]$$

$$B=4 \sin 2\pi l z [\cos 2\pi h x \cos 2\pi k y - \cos 2\pi k x \cos 2\pi h y] = 0 \text{ if } l=0 \text{ or } h=\pm k$$

$$\alpha(hkl) = -\alpha(\bar{h}\bar{k}\bar{l}) = \alpha(\bar{h}kl) = \alpha(h\bar{k}l) = -\alpha(hk\bar{l})$$

$$h+k=2n+1 \quad A=4 \cos 2\pi l z [-\sin 2\pi h x \sin 2\pi k y + \sin 2\pi k x \sin 2\pi h y]$$

$$B=-4 \sin 2\pi l z [\sin 2\pi h x \sin 2\pi k y + \sin 2\pi k x \sin 2\pi h y] = 0 \text{ if } l=0$$

$$A=B=0 \text{ if } h=0 \text{ or } k=0$$

$$\alpha(hkl) = -\alpha(\bar{h}\bar{k}\bar{l}) = \pi + \alpha(\bar{h}kl) = \pi + \alpha(h\bar{k}l) = -\alpha(hk\bar{l})$$

$$\rho(XYZ) = \frac{8}{V_c} \left\{ \sum_{h=0}^{\infty} \sum_{k=0}^{\infty} \sum_{l=0}^{\infty} |F(hkl)| \cos 2\pi h X \cos 2\pi k Y \cos [2\pi l Z - \alpha(hkl)] - \right. \\ \left. \sum_{h=0}^{\infty} \sum_{k=0}^{\infty} \sum_{l=0}^{\infty} |F(hkl)| \sin 2\pi h X \sin 2\pi k Y \cos [2\pi l Z - \alpha(hkl)] \right\}$$

Origin at $\bar{4}$.

$|x, y, z; \bar{x}, \bar{y}, \bar{z}; \frac{1}{2}-x, \frac{1}{2}+y, \frac{1}{2}+z; \frac{1}{2}+x, \frac{1}{2}-y, \frac{1}{2}+z; \bar{y}, x, \bar{z}; y, \bar{x}, \bar{z}; \frac{1}{2}+y, \frac{1}{2}+x, \frac{1}{2}-z; \frac{1}{2}-y, \frac{1}{2}-x, \frac{1}{2}-z|$

$$A=4 \cos 2\pi l z \left[\cos 2\pi \left(hx + \frac{h+k+l}{4} \right) \cos 2\pi \left(ky - \frac{h+k+l}{4} \right) + \cos 2\pi \left(kx + \frac{h+k+l}{4} \right) \cos 2\pi \left(hy + \frac{h+k+l}{4} \right) \right]$$

$$B=4 \sin 2\pi l z \left[\cos 2\pi \left(hx + \frac{h+k+l}{4} \right) \cos 2\pi \left(ky - \frac{h+k+l}{4} \right) - \cos 2\pi \left(kx + \frac{h+k+l}{4} \right) \cos 2\pi \left(hy + \frac{h+k+l}{4} \right) \right]$$

$$|F(hkl)| = |F(\bar{h}\bar{k}\bar{l})| = |F(\bar{h}kl)| = |F(h\bar{k}l)| = |F(hk\bar{l})|$$

$$h+k+l=2n \quad A=4 \cos 2\pi l z [\cos 2\pi h x \cos 2\pi k y + \cos 2\pi k x \cos 2\pi h y]$$

$$B=4 \sin 2\pi l z [\cos 2\pi h x \cos 2\pi k y - \cos 2\pi k x \cos 2\pi h y] = 0 \text{ if } l=0 \text{ or } h=\pm k$$

$$\alpha(hkl) = -\alpha(\bar{h}\bar{k}\bar{l}) = \alpha(\bar{h}kl) = \alpha(h\bar{k}l) = -\alpha(hk\bar{l})$$

$$h+k+l=2n+1 \quad A=4 \cos 2\pi l z [-\sin 2\pi h x \sin 2\pi k y + \sin 2\pi k x \sin 2\pi h y] = 0 \text{ if } h=\pm k$$

$$B=-4 \sin 2\pi l z [\sin 2\pi h x \sin 2\pi k y + \sin 2\pi k x \sin 2\pi h y] = 0 \text{ if } l=0$$

$$A=B=0 \text{ if } h=0 \text{ or } k=0$$

$$\alpha(hkl) = -\alpha(\bar{h}\bar{k}\bar{l}) = \pi + \alpha(\bar{h}kl) = \pi + \alpha(h\bar{k}l) = -\alpha(hk\bar{l})$$

$$\rho(XYZ) = \frac{8}{V_c} \left\{ \sum_{h=0}^{\infty} \sum_{k=0}^{\infty} \sum_{l=0}^{\infty} |F(hkl)| \cos 2\pi h X \cos 2\pi k Y \cos [2\pi l Z - \alpha(hkl)] - \right. \\ \left. \sum_{h=0}^{\infty} \sum_{k=0}^{\infty} \sum_{l=0}^{\infty} |F(hkl)| \sin 2\pi h X \sin 2\pi k Y \cos [2\pi l Z - \alpha(hkl)] \right\}$$

CONTENTS

GENERAL PREFACE

PREFACE TO VOLUME I

SYMBOLS USED IN VOLUME I

1. HISTORICAL INTRODUCTION, by *M. von Laue*

2. CRYSTAL LATTICES

- 2.1. The One- and Two-dimensional Lattices
- 2.2. The 14 Three-dimensional Bravais Lattices
- 2.3. Crystal Axes and Systems
- 2.4. The Reciprocal Lattices
- 2.5. Unit-cell Transformations

3. POINT-GROUP (CRYSTAL-CLASS) SYMMETRY

- 3.1. Operations of Point-group Symmetry
- 3.2. The 10 Two-dimensional Point Groups
- 3.3. The 32 Three-dimensional Point Groups
- 3.4. The 11 Laue-symmetry Groups
- 3.5. Forms of Planes in the Laue Groups (Multiplicity Factors)
- 3.6. Sub- and Super-groups of the Two-dimensional and the Three-dimensional Point Groups
- 3.7. Projection Symmetries of the 32 Point Groups
- 3.8. Point-group Symmetry and the Physical Properties of Crystals
- 3.9. Names and Symbols of the Crystal Classes

4. SPACE-GROUP SYMMETRY

- 4.1. Introduction to Space-group Symmetry and Possible Reflections
- 4.2. The 17 Two-dimensional Space Groups: Equivalent Positions, Symmetry, and Possible Reflections
- 4.3. The 230 Three-dimensional Space Groups: Equivalent Positions, Symmetry, and Possible Reflections
- 4.4. Diffraction Symbols of the Space Groups
- 4.5. Introduction to Structure Factor Tables
- 4.6. Geometrical Structure Factors and Electron Density Formulae for the Two-dimensional Space Groups
- 4.7. Geometrical Structure Factors and Electron Density Formulae for the Three-dimensional Space Groups
- 4.8. Patterson and Patterson-Harker Functions
- 4.9. Transformation of Co-ordinates

5. NOTES ON SPECIAL TOPICS

- 5.1. Reduction of General Primitive Reciprocal-lattice Triplet to the Corresponding Conventional Bravais-lattice Triplet
- 5.2. Sub- and Super-groups of the Space Groups
- 5.3. Space Group Determination by Methods outside the Friedel Law
- 5.4. Inequalities arising from Symmetry Elements

6. INDEX OF SYMBOLS OF SPACE GROUPS

- 6.1. Index of Symbols of Two-dimensional Space Groups
- 6.2. Index of Three-dimensional Space-group Symbols for Various Settings

7. DICTIONARY OF TERMS IN ENGLISH, FRENCH, GERMAN, RUSSIAN AND SPANISH

In 1951 an important work was published, indispensable for chemists, crystallographers, mineralogists, metallurgists, and all those interested in the solid state, entitled:

STRUCTURE REPORTS

FOR 1947—1948

VOLUME 11

General Editor: A. J. C. WILSON
University of Wales, Cardiff, Great Britain.

Section Editors: C. S. BARRETT (Metals)
University of Chicago, U.S.A.
J. M. BIJVOET (Inorganic Compounds)
University of Utrecht, Holland.
J. MONTEATH ROBERTSON (Organic Compounds)
University of Glasgow, Great Britain.

STRUCTURE REPORTS is an international undertaking sponsored by the International Union of Crystallography, and supported financially by UNESCO and British, American and Dutch research organizations and industrial firms. It is divided into three sections: Metals, Inorganic Compounds, Organic Compounds, and contains extensive Subject, Formula, and Author Indexes. It is a continuation of the pre-war publication *Strukturbericht*, the last issue of which was vol. VII for 1939.

It is intended to make up the gap between this issue and the first volume (11) of STRUCTURE REPORTS in three volumes: vol. 10 for 1945—1946, vol. 9 for 1942—1944 and vol. 8 for 1940—1941. Further announcements will be made as these become available.

The next volume to appear will be 12 for 1949, which will be ready about September 1952.

STRUCTURE REPORTS describes structure determinations which were published in the periods indicated and it gives all the structural data embodied in the articles so completely that only those in need of minute detail will find it profitable to consult the original papers.

Published for the

INTERNATIONAL UNION OF CRYSTALLOGRAPHY

by

N.V. A. OOSTHOEK'S UITGEVERS MIJ., UTRECHT (HOLLAND)

Phosphorus Pentoxide

Preliminary account



F.W. = 141.96

- I. Crystal structure of the third form of phosphorus pentoxide. CAROLINA H. MACGILLAVRY, H. C. J. DE DECKER and L. M. NYLAND, 1949. *Nature*, **164**, 448.
- II. Phosphorpentoxide. C. H. J. DE DECKER, 1941. Thesis (Utrecht).
- III. Phosphorpentoxide. CAROLINA H. MACGILLAVRY and C. H. J. DE DECKER, 1942. *Chem. Weekbl.*, **39**, 227.

Orthorhombic, $a = 9.23 \text{ \AA}$, $b = 7.18 \text{ \AA}$, $c = 4.94 \text{ \AA}$ (I, II), $U = 327 \text{ \AA}^3$, $Z = 4$, $D_x = 2.88 \text{ g/cm}^3$.

Space group $Pnam (D_{2h}^{16})$ (I). No details.

Atomic positions (I)

4 PI, 4 PII, 4 OI, 4 OII, 4 OIII in (c): $\pm (x, y, \frac{1}{4}; \frac{1}{2} + x, \frac{1}{2} - y, \frac{1}{4})$
 8 OIV in (d): $\pm (x, y, z; \frac{1}{2} + x, \frac{1}{2} - y, \frac{1}{2} - z;$
 $\bar{x}, \bar{y}, \frac{1}{2} + z; \frac{1}{2} - x, \frac{1}{2} + y, \bar{z})$

with

	x	y	z
PI	0.244	0.288	...
PII	—0.098	—0.156	...
OI	—0.219	—0.011	...
OII	—0.142	0.346	...
OIII	0.055	—0.089	...
OIV	0.136	0.282	0.000

Physical properties

II, III. With water, in a very short time, crystals of this form split in two mutually perpendicular directions, leaving microscopic laths.

Discussion of the structure

I. The structure consists of corrugated sheets, parallel to (100). One such sheet is shown in fig. 1, projected along the a axis. Two sheets run throughout the unit cell. The linking in the sheet is of the same general type as in vanadium pentoxide (1), the difference being that the tetrahedra in phosphorus pentoxide are much less deformed than those in vanadium pentoxide. The binding in the sheet is less anisotropic and the packing denser.

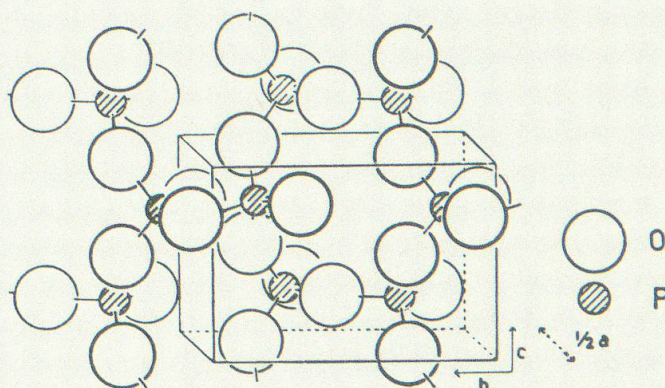


Fig. 1. Structure of orthorhombic P_2O_4 . One of the two sheets of connected PO_4 tetrahedra is shown.

Details of analysis

In preparing the second form of P_2O_5 some crystals of this third form were obtained. These crystals were proved to be identical with those of Hill *et al.* (2).

Rotation and Weissenberg diagrams, CuK and MoK radiation, around c axis (II). No further details.

1. $D8_7$ type, *Strukturbericht*, 4, 22.
2. W. L. HILL, G. T. FAUST and S. B. HENDRICKS, 1943. *J. Am. Chem. Soc.*, **65**, 794.

Violarite

Iron Nickel Sulphide

- I. The discovery of nickel in Egypt. G. L. NASSIM, 1949. *Econ. Geol.*, **44**, 143—150.

Cubic, $a = 9.47 \text{ \AA}$, spinel type.

Spacings and intensities are close to those of linnaeite (1, 2). Analysis of mineral not given.

1. *Strukturbericht*, 1, 421.
2. W. F. DE JONG and H. W. V. WILLEMS, 1927. *Z. anorg. allg. Chem.*, **161**, 312.

Neptunium Oxides

- I. Higher oxides of the actinide elements. The preparation of Np_3O_8 . J. J. KATZ and D. M. GREEN, 1949. *J. Amer. Chem. Soc.*, **71**, 2106.

Chocolate-brown Np_3O_8 is prepared by oxidation of Np (V) hydroxide with nitrogen dioxide at 300° . Chemical analysis gives $NpO_{2.64 \pm 3}$. X-ray diagrams show that Np_3O_8 is isotypic with U_3O_8 (1). The unit cell of Np_3O_8 is 110.7 \AA^3 and that of U_3O_8 110.4 \AA^3 , whereas it might be expected that the volume of the unit cell of the neptunium compound would be smaller than that of uranium

The following are extracts from reviews of volume 11.

“Der sorgfältig redigierte neue Strukturbericht stellt ein unentbehrliches Nachschlagewerk dar, und es gebührt allen Mitarbeitern hierfür grössten Dank.”

[The carefully edited new Structure Reports represents an indispensable work of reference, and we owe the greatest gratitude to all collaborators.]

P. NIGGLI in *Acta Crystallographica*.

“Scientific workers in every sphere will benefit enormously from the recent appearance of the new volume of Structure Reports, for in physics, chemistry, mineralogy, metallurgy and biology alike, there is already an impressive range of problems to which crystallographic techniques have been applied with advantage.”

H. J. GRENVILLE-WELLS in *Nature*.

“The book is of immense value, and all metallurgists will be grateful to Dr Wilson and his collaborators for the care with which they have searched the literature and summarized its contents. . . . The book will be of the greatest value to all those concerned with crystal structures and will save much time otherwise spent in searching the indexes of abstracts.”

W. HUME-ROTHERY in the *Journal of the Institute of Metals*.

STRUCTURE REPORTS for 1947-1948, volume 11

X + 779 pages, Size $6 \times 9\frac{1}{2}$ inches, Price 55.— Dutch florins, post free.

STRUCTURE REPORTS for 1949, volume 12

About 470 pages, Price 45.— Dutch florins post free.

ORDER FROM

To your bookseller or to

N. V. A. OOSTHOEK'S UITGEVERS MIJ.,
Domstraat 1—3, Utrecht, Holland.

Please send . . . copy/copies of STRUCTURE REPORTS for 1947—1948
. . . copy/copies of STRUCTURE REPORTS for 1949

NAME*

ADDRESS

.....

Date A remittance for is enclosed.

* Please type or write in block letters.