

Zeitschrift: L'Enseignement Mathématique
Herausgeber: Commission Internationale de l'Enseignement Mathématique
Band: 53 (2007)
Heft: 3-4

Artikel: Geodesics on an ellipsoid in Minkowski space
Autor: Genin, Daniel / Khesin, Boris / Tabachnikov, Serge
DOI: <https://doi.org/10.5169/seals-109549>

Nutzungsbedingungen

Die ETH-Bibliothek ist die Anbieterin der digitalisierten Zeitschriften auf E-Periodica. Sie besitzt keine Urheberrechte an den Zeitschriften und ist nicht verantwortlich für deren Inhalte. Die Rechte liegen in der Regel bei den Herausgebern beziehungsweise den externen Rechteinhabern. Das Veröffentlichen von Bildern in Print- und Online-Publikationen sowie auf Social Media-Kanälen oder Webseiten ist nur mit vorheriger Genehmigung der Rechteinhaber erlaubt. [Mehr erfahren](#)

Conditions d'utilisation

L'ETH Library est le fournisseur des revues numérisées. Elle ne détient aucun droit d'auteur sur les revues et n'est pas responsable de leur contenu. En règle générale, les droits sont détenus par les éditeurs ou les détenteurs de droits externes. La reproduction d'images dans des publications imprimées ou en ligne ainsi que sur des canaux de médias sociaux ou des sites web n'est autorisée qu'avec l'accord préalable des détenteurs des droits. [En savoir plus](#)

Terms of use

The ETH Library is the provider of the digitised journals. It does not own any copyrights to the journals and is not responsible for their content. The rights usually lie with the publishers or the external rights holders. Publishing images in print and online publications, as well as on social media channels or websites, is only permitted with the prior consent of the rights holders. [Find out more](#)

Download PDF: 07.08.2025

ETH-Bibliothek Zürich, E-Periodica, <https://www.e-periodica.ch>

GEODESICS ON AN ELLIPSOID IN MINKOWSKI SPACE

by Daniel GENIN, Boris KHESIN and Serge TABACHNIKOV

ABSTRACT. We describe the geometry of geodesics on a Lorentz ellipsoid: give explicit formulas for the first integrals (pseudo-confocal coordinates), curvature, geodesically equivalent Riemannian metric, the invariant area-forms on the time- and space-like geodesics and invariant 1-form on the space of null geodesics. We prove a Poncelet-type theorem for null geodesics on the ellipsoid: if such a geodesic closes up after several oscillations in the “pseudo-Riemannian belt”, so do all other null geodesics on this ellipsoid.

1. INTRODUCTION

The geodesic flow on the ellipsoid in Euclidean space is a classical example of a completely integrable dynamical system whose study goes back to Jacobi and Chasles. We refer to [4, 13, 15] for a modern treatment of this subject; see also [1, 5, 9, 10, 17, 22] for a sampler of recent work. In a recent paper [12], we considered ellipsoids in pseudo-Euclidean spaces of arbitrary signatures and extended, with appropriate adjustments, the theorem on complete integrability of the geodesic flow to this case. We also defined pseudo-Euclidean billiards and proved that the billiard map inside an ellipsoid in pseudo-Euclidean space is completely integrable.

This note is devoted to the “case study” of geodesics on an ellipsoid in three dimensional space with the metric $dx^2 + dy^2 - dz^2$. Recall that the pseudo-sphere $x^2 + y^2 - z^2 = -1$ in Minkowski space provides a famous example of a Riemannian metric of constant negative curvature, a model of the hyperbolic plane, and this gives a further motivation to investigate quadratic surfaces in Minkowski space.

We shall study an ellipsoid

$$(1) \quad \frac{x^2}{a} + \frac{y^2}{b} + \frac{z^2}{c} = 1, \quad a, b, c > 0,$$

and we assume that the general position condition $a > b$ holds. The induced metric \langle, \rangle on the ellipsoid degenerates along the two curves

$$(2) \quad z = \pm c \sqrt{\frac{x^2}{a^2} + \frac{y^2}{b^2}}$$

that will be referred to as the “tropics”. The induced metric is Riemannian in the “polar caps” and Lorentz in the “equatorial belt” bounded by the tropics. We shall see in Section 6 that the Gauss curvature of the ellipsoid is everywhere negative (it equals $-\infty$ on the tropics). At every point of the equatorial belt, one has two null directions of the Lorentz metric; on the tropics, these directions merge together.

Every geodesic curve $\gamma(t)$ on the ellipsoid (1) is of one of the three types: space-like (positive energy $\langle \gamma', \gamma' \rangle > 0$), time-like (negative energy $\langle \gamma', \gamma' \rangle < 0$) or light-like (zero energy or null $\langle \gamma', \gamma' \rangle = 0$). The last two types exist only in the equatorial belt. In fact, a whole new phenomenon which we are dealing with in the Lorentz case, as compared to the Euclidean one, is the presence of null geodesics, which “separate” the space-like and time-like ones. This makes the pseudo-Riemannian geometry of the problem quite peculiar, and rather different from its Riemannian counterpart.

Let us summarize some relevant results from [12], specialized to the three dimensional case. Include the ellipsoid into a *pseudo-confocal* family of quadrics M_λ given by the equation

$$(3) \quad \frac{x^2}{a+\lambda} + \frac{y^2}{b+\lambda} + \frac{z^2}{c-\lambda} = 1.$$

It is shown in [12] that:

1. Through every generic point $Q(x, y, z)$ in space, there pass either three or one pseudo-confocal quadrics. In the former case, two of the quadrics have the same topological type, and the quadrics are pairwise orthogonal at point Q . If Q is a generic point of the ellipsoid (1) then there exists another pseudo-confocal ellipsoid and a pseudo-confocal hyperboloid of one sheet, passing through Q .

2. A generic space- or time-like line ℓ is tangent to either two or no pseudo-confocal quadrics. In the former case, the tangent planes to these quadrics at the tangency points with ℓ are pairwise orthogonal. In particular, a generic line, tangent to the ellipsoid (1), is tangent to another pseudo-confocal quadric.

3. The tangent lines to a given space-like or time-like geodesic on the ellipsoid (1) forever remain tangent to a fixed pseudo-confocal quadric; the respective value of λ in (3) can be considered as an integral of the geodesic flow.

The spaces of space- or time-like lines in pseudo-Euclidean space, and more generally, the spaces of space- or time-like geodesics in a pseudo-Riemannian manifold, carry symplectic structures. These structures are obtained by symplectic reduction: restrict the canonical symplectic structure of the (co)tangent bundle to the unit energy hypersurface $\langle v, v \rangle = \pm 1$ and quotient out the one-dimensional kernel of this restriction. In the case of a pseudo-Riemannian (Lorentz) surface, we obtain an area form on the set of space- and time-like geodesics¹).

Now, to billiards. In general, the billiard dynamical system in a pseudo-Riemannian manifold with a smooth boundary describes the motion of a free mass-point (“billiard ball”). The point moves along a geodesic with constant energy until it hits the boundary where the elastic reflection occurs: the normal component of the velocity instantaneously changes sign whereas the tangential component remains the same, see [19, 21] for general information. The billiard reflection is not defined at the points where the normal vector is tangent to the boundary. The *billiard ball map* acts on oriented geodesics and takes the incoming trajectory of the billiard ball to the outgoing one. This map preserves the type of a geodesic (space-, time-, or light-like). Furthermore, the billiard ball map, acting on the space- or time-like geodesics, preserves the symplectic structure (area form, in two-dimensional case) described above²).

It is proved in [12] that the billiard ball map with respect to a quadric in Minkowski space is integrable as well: if an incoming space- or time-like billiard trajectory is tangent to two pseudo-confocal quadrics then the outgoing trajectory remains tangent to the same two quadrics.

In general, complete integrability of a billiard system implies configuration theorems for closed billiard trajectories, see, e.g., [19, 21]. In particular, the integrability of the billiard inside an ellipse implies the classical Poncelet Porism depicted in Figure 1: let $\gamma \subset \Gamma$ be two nested ellipses and let a point of Γ be a vertex of an n -gon inscribed in Γ and circumscribed about γ ; then every point of Γ is a vertex of such an n -gon, see [8].

¹) It is shown in [12] that the space of light-like geodesics has a contact structure; it is trivial in the case of a surface, as light-like geodesics form a one-dimensional set, and we shall not use this structure in the present paper.

²) And, acting on light-like geodesics, preserves the contact structure.

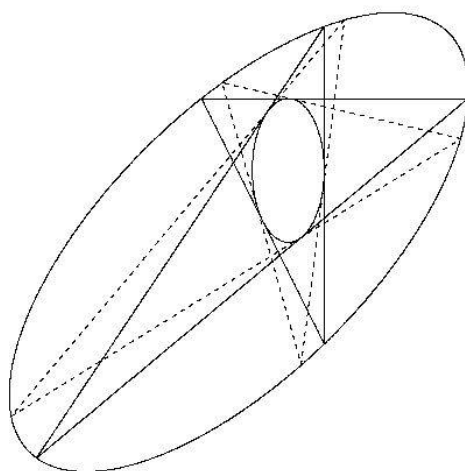


FIGURE 1
Poncelet Porism

In Section 5 we prove a Poncelet-style closure theorem involving null geodesics on the ellipsoid: if some chain of such geodesics in the equatorial belt closes up after n oscillations between the tropics then so does every such chain.

It is proved in [12] that the billiard inside an ellipse in the Lorentz plane is completely integrable as well. Restricted to light-like lines, the billiard ball map in an oval becomes a circle map depending only on the two null directions. In Section 7 we discuss the problem when this map is conjugated to a rotation.

2. JOACHIMSTHAL INTEGRAL

The geodesic flow on the triaxial ellipsoid in Euclidean space possesses the classical Joachimsthal integral. In this section we describe its pseudo-Euclidean version. This integral says analytically that the lines tangent to a geodesic curve on the ellipsoid are tangent to a fixed pseudo-confocal quadric: in this dimension, all first integrals of the geodesic flow, restricted to a constant energy hypersurface, are functionally dependent.

Choose a Minkowski normal at point (x, y, z) of the ellipsoid (1) as follows:

$$N(x, y, z) = \left(\frac{x}{a}, \frac{y}{b}, -\frac{z}{c} \right).$$

Then

$$\langle N(x, y, z), N(x, y, z) \rangle = \frac{x^2}{a^2} + \frac{y^2}{b^2} - \frac{z^2}{c^2}.$$

We see that the normal is space-like in the equatorial belt, time-like in the polar caps and null on the tropics.

Let (u, v, w) denote a tangent vector to the ellipsoid.

PROPOSITION 2.1. *The following function is an integral of the geodesic flow :*

$$(4) \quad J = \left(\frac{x^2}{a^2} + \frac{y^2}{b^2} - \frac{z^2}{c^2} \right) \left(\frac{u^2}{a} + \frac{v^2}{b} + \frac{w^2}{c} \right).$$

Proof. Parameterized geodesics $\gamma(t)$ are extrema of the functional

$$\int \langle \dot{\gamma}(t), \dot{\gamma}(t) \rangle dt;$$

they satisfy the Euler-Lagrange equation $\ddot{\gamma}(t) = \lambda(t)N(\gamma(t))$ where $\lambda(t)$ is a Lagrange multiplier.

Let $\gamma(t)$ be a geodesic with $\dot{\gamma}(t) = (u, v, w)$. Then $\ddot{\gamma}(t) = \lambda(t)N(\gamma(t))$, and hence

$$\lambda(t) = \frac{\langle \ddot{\gamma}(t), N(\gamma(t)) \rangle}{\langle N(\gamma(t)), N(\gamma(t)) \rangle}.$$

Since $\langle \dot{\gamma}(t), N(\gamma(t)) \rangle = 0$, we have :

$$\begin{aligned} \langle \ddot{\gamma}(t), N(\gamma(t)) \rangle &= -\langle \dot{\gamma}(t), \dot{N}(\gamma(t)) \rangle = -\langle (u, v, w), \left(\frac{u}{a}, \frac{v}{b}, -\frac{w}{c} \right) \rangle \\ &= -\left(\frac{u^2}{a} + \frac{v^2}{b} + \frac{w^2}{c} \right), \end{aligned}$$

and it follows that

$$(5) \quad \lambda(t) = -\frac{\frac{u^2}{a} + \frac{v^2}{b} + \frac{w^2}{c}}{\frac{x^2}{a^2} + \frac{y^2}{b^2} - \frac{z^2}{c^2}}$$

(the denominator vanishes precisely on the tropics).

We want to prove that $\dot{J} = 0$. Indeed,

$$\begin{aligned} 2\dot{J} &= \left(\frac{xu}{a^2} + \frac{yv}{b^2} - \frac{zw}{c^2} \right) \left(\frac{u^2}{a} + \frac{v^2}{b} + \frac{w^2}{c} \right) + \left(\frac{x^2}{a^2} + \frac{y^2}{b^2} - \frac{z^2}{c^2} \right) \left(\frac{uu}{a} + \frac{vv}{b} + \frac{ww}{c} \right) \\ &= \left(\frac{xu}{a^2} + \frac{yv}{b^2} - \frac{zw}{c^2} \right) \left(\frac{u^2}{a} + \frac{v^2}{b} + \frac{w^2}{c} \right) + \lambda \left(\frac{x^2}{a^2} + \frac{y^2}{b^2} - \frac{z^2}{c^2} \right) \left(\frac{xu}{a^2} + \frac{yv}{b^2} - \frac{zw}{c^2} \right) = 0, \end{aligned}$$

the last equality due to (5).

3. DESCRIBING THE GEODESICS

3.1 GLOBAL BEHAVIOR OF GEODESICS

As we mentioned earlier, the metric in the polar caps is Riemannian, while in the equatorial belt it is Lorentzian. A geodesic in a polar cap crosses it from tropic to tropic.

Consider the equatorial belt. The light-like geodesics traverse the belt from one tropic to another. There are two kinds of them depending on the slope, positive or negative; we call these null geodesics *right* and *left*, respectively. The time-like geodesics are squeezed between light-like ones and hence also go from tropic to tropic.

Let us discuss the behavior of space-like geodesics. The equator is a closed geodesic. Figure 2 depicts two other space-like geodesics (first two pictures); the first one intersects the equator and proceeds to the other tropic, and the other geodesic starts at a tropic and returns to the same tropic without reaching the equator. These two geodesics represent generic behavior as the next lemma shows.

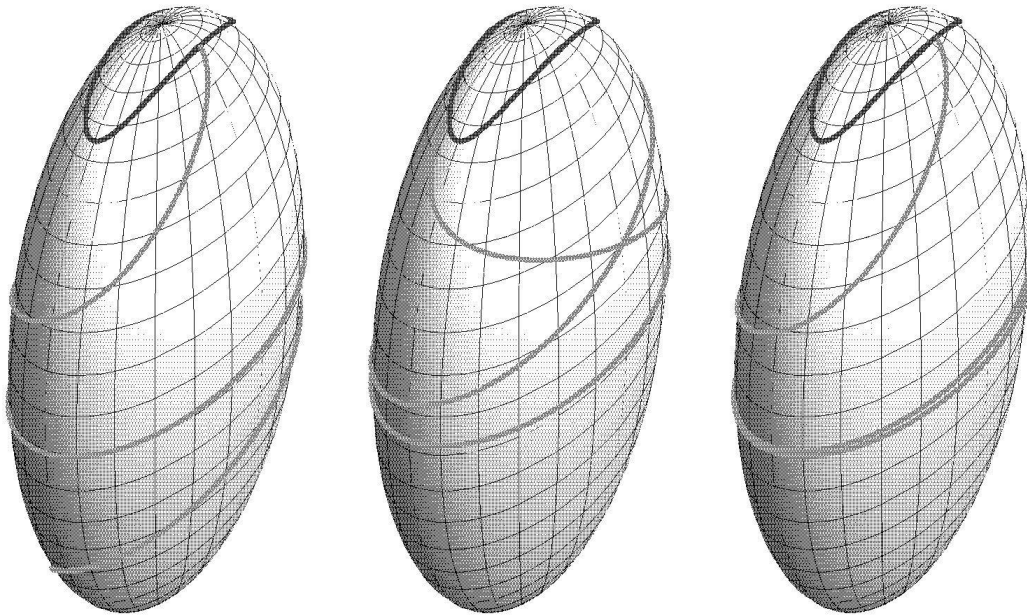


FIGURE 2
Space-like geodesics in the equatorial belt

LEMMA 3.1. *Let $\gamma(t) = (x(t), y(t), z(t))$ be a geodesic in the Northern part of the equatorial belt, i.e., $z(t) > 0$. Then $\ddot{z}(t) > 0$. In the Southern part of the equatorial belt, $\ddot{z}(t) < 0$.*

Proof. Since $\dot{\gamma}(t) = \lambda(t)N(\gamma(t))$, we have: $\ddot{z}(t) = -\lambda(t)z(t)/c$. According to (5), $\lambda < 0$ in the equatorial belt, hence $\ddot{z}(t) > 0$ for $z > 0$ (i.e., in the Northern part) and $\ddot{z}(t) < 0$ for $z < 0$ (in the Southern part). \square

It follows that a geodesic in the Northern part of the equatorial belt is convex downwards, and in the Southern part of the equatorial belt is convex upwards. It also follows from the proof that the equator, as a closed geodesic, is exponentially unstable.

An intermediate position between the two types of generic space-like geodesics is occupied by the geodesics that start at, say, the Northern tropic and monotonically descend to the equator having the latter as a limit cycle, see Figure 2, on the right.

3.2 LOCAL BEHAVIOR OF GEODESICS NEAR THE TROPICS

The behavior of geodesics near tropics is described by the following

PROPOSITION 3.2. *A geodesic on the ellipsoid (1) may reach a tropic only in the null direction.*

Proof. For light-like geodesics, there is nothing to prove, and a time-like geodesic is confined in the wedge between two null directions which merge together on a tropic. It remains to consider unit energy space-like geodesics.

According to Proposition 2.1 one has, along a geodesic:

$$\left(\frac{x^2}{a^2} + \frac{y^2}{b^2} - \frac{z^2}{c^2}\right) \left(\frac{u^2}{a} + \frac{v^2}{b} + \frac{w^2}{c}\right) = \text{const}, \quad u^2 + v^2 - w^2 = 1.$$

As the point approaches a tropic, the first factor on the left hand side of the first equality goes to zero, and hence the second factor blows up. The direction of the geodesic does not change if we rescale the tangent vector:

$$(\bar{u}, \bar{v}, \bar{w}) = \mu(u, v, w), \quad \mu = \sqrt{\frac{x^2}{a^2} + \frac{y^2}{b^2} - \frac{z^2}{c^2}}$$

maintaining $\bar{u}^2 + \bar{v}^2 + \bar{w}^2 = O(1)$. As (x, y, z) approaches the tropic, we have

$$\bar{u}^2 + \bar{v}^2 - \bar{w}^2 = \mu^2 \rightarrow 0,$$

therefore the geodesic has the null direction. \square

It follows from Proposition 3.2 that the null lines tangent to the ellipsoid along the tropics are tangent to infinitely many pseudo-confocal quadrics. Indeed, infinitely many geodesics hit the tropics at any given point in the null direction, and the tangent lines to each geodesic are tangent to a fixed pseudo-confocal quadric, see Section 1. In contrast, we have the following proposition which provides an alternative proof of Proposition 3.2.

PROPOSITION 3.2'. *Let P be a point of a tropic and ℓ a space-like line tangent to the ellipsoid at P . Then ℓ is not tangent to any pseudo-confocal quadric.*

Proof. Assume that ℓ is tangent to M_λ at point Q . Denote by N a normal vector to M_0 at P and by η a normal vector to M_λ at Q . Then N lies in the tangent plane $T_P M_0$. The restriction of the ambient metric to this plane is degenerate, and N spans the kernel of this restriction.

According to the general theory, see Section 1, η is orthogonal to N , hence η lies in $N^\perp = T_P M_0$. Since η is also orthogonal to ℓ , the normals η and N are collinear. Therefore the tangent planes $T_P M_0$ and $T_Q M_\lambda$ coincide.

The projection of pseudo-confocal family along the line ℓ is a pseudo-confocal family of conics in the Lorentz plane, see [12]. It follows that the projections of M_0 and M_λ are tangent to each other. However no two conics in a pseudo-confocal family are tangent (see Figure 3), a contradiction. \square

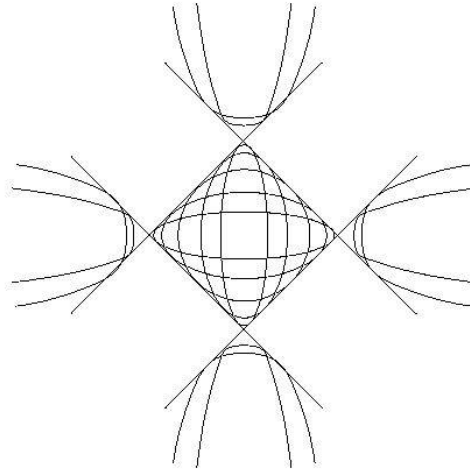


FIGURE 3

Pseudo-confocal family of conics $\frac{x^2}{1+\lambda} + \frac{y^2}{1-\lambda} = 1$

Proposition 3.2 is a manifestation of a more general phenomenon which holds for Lorentz surfaces. Suppose, on an analytic Lorentz surface S , that the Lorentz metric changes into Riemannian (i.e., the two null direction coincide) along a smooth curve Γ . We call a point of Γ *regular* if the null direction at this point is transversal to the curve Γ itself.

PROPOSITION 3.3. *In a neighborhood of a regular point the Lorentz metric on the surface S is conformally equivalent to the metric $dy^2 - xdx^2$ in a neighborhood of the origin. The null geodesics on S near this point are diffeomorphic to the family of cusps $y = x^{3/2} + C$, see Figure 4.*

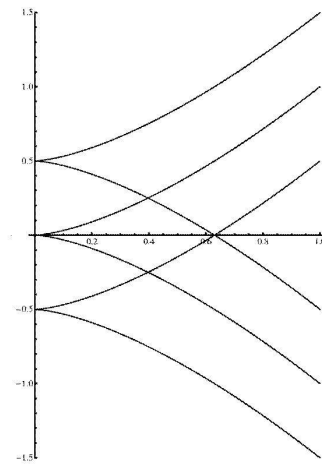


FIGURE 4

Family of cusps

Proof. Let $a(x, y)dx^2 + b(x, y)dxdy + c(x, y)dy^2$ be a Lorentz metric on S . Then the equation of null geodesics on S is $a(x, y) + b(x, y)y' + c(x, y)(y')^2 = 0$, an implicit differential equation of the first order. The condition of transversality at a regular point of Γ means that we consider a so-called “regular singular point” of the implicit differential equation $F(x, y, y') = 0$. According to the theorem of Cibrario (see a discussion in [2], p.27) the normal form of this differential equation at a regular singular point is $(y')^2 = x$, which is the equation of null geodesics in the metric $dy^2 - xdx^2$. Thus the null geodesics is the family of cusps described above.

The family of null geodesics fixes the conformal class of the Lorentz metric. Due to analyticity, this metric uniquely extends beyond the curve Γ , into the Riemannian domain of the neighborhood of the regular point. \square

REMARK 3.4. Note that every geodesic for the metric $dy^2 - x dx^2$ which hits the “tropic” $\Gamma = \{x = 0\}$, does so with a horizontal velocity. Indeed, consider a non-vertical space-like geodesic with the velocity vector (u, v) of the unit Lorentz length: $v^2 - xu^2 = 1$. Note that $v^2 \neq 1$ for any $x \neq 0$. Since the metric is invariant with respect to y -translations, the velocity vector along any geodesic conserves its v -component (in addition to the conservation of its Lorentz length). Then, at the moment of “impact” with the tropic, the u -component has to become infinite: $u^2 = (v^2 - 1)/x \rightarrow \infty$ as $x \rightarrow 0$, that is, the velocity becomes horizontal on the tropic.

Although, for a metric which is only conformally equivalent to this normal form, one cannot use the invariance of the v -component, one can bound it above and below, and hence the u -component has to become infinite anyway, i.e., the same conclusion on the horizontality of the velocity holds, due to its robustness. This consideration implies Proposition 3.2 for the ellipsoid, once one checks that the null directions are everywhere transversal to the tropics, which is straightforward.

3.3 INTERSECTIONS WITH PSEUDO-CONFOCAL QUADRICS

The topology of a pseudo-confocal quadric (3) depends on the position of λ relative to the three numbers $-a, -b$ and c : if $\lambda < -a$ then M_λ is a hyperboloid of two sheets, if $-a < \lambda < -b$ then M_λ is a hyperboloid of one sheet, if $-b < \lambda < c$ then M_λ is an ellipsoid, and if $c < \lambda$ then M_λ is again a hyperboloid of one sheet. Only the second and the third kinds intersect the original ellipsoid, M_0 . See Figure 5 for all five quadrics and Figure 6 for an ellipsoid M_λ with $-b < \lambda < c$ intersecting M_0 .

The intersection curve $\Gamma_\lambda = M_0 \cap M_\lambda$ is given by the equation

$$(6) \quad \frac{x^2}{a(a+\lambda)} + \frac{y^2}{b(b+\lambda)} = \frac{z^2}{c(c-\lambda)}.$$

In the limit $\lambda \rightarrow 0$, this becomes the equation of the tropic (2). As $\lambda \rightarrow c$, the curve Γ_λ tends to the equator. The projection of the intersection curve Γ_λ on the (x, y) -plane is a conic

$$\frac{a+c}{a(a+\lambda)} x^2 + \frac{b+c}{b(b+\lambda)} y^2 = 1.$$

If $-a < \lambda < -b$ then this conic is a hyperbola, and if $-b < \lambda < c$ it is an ellipse.

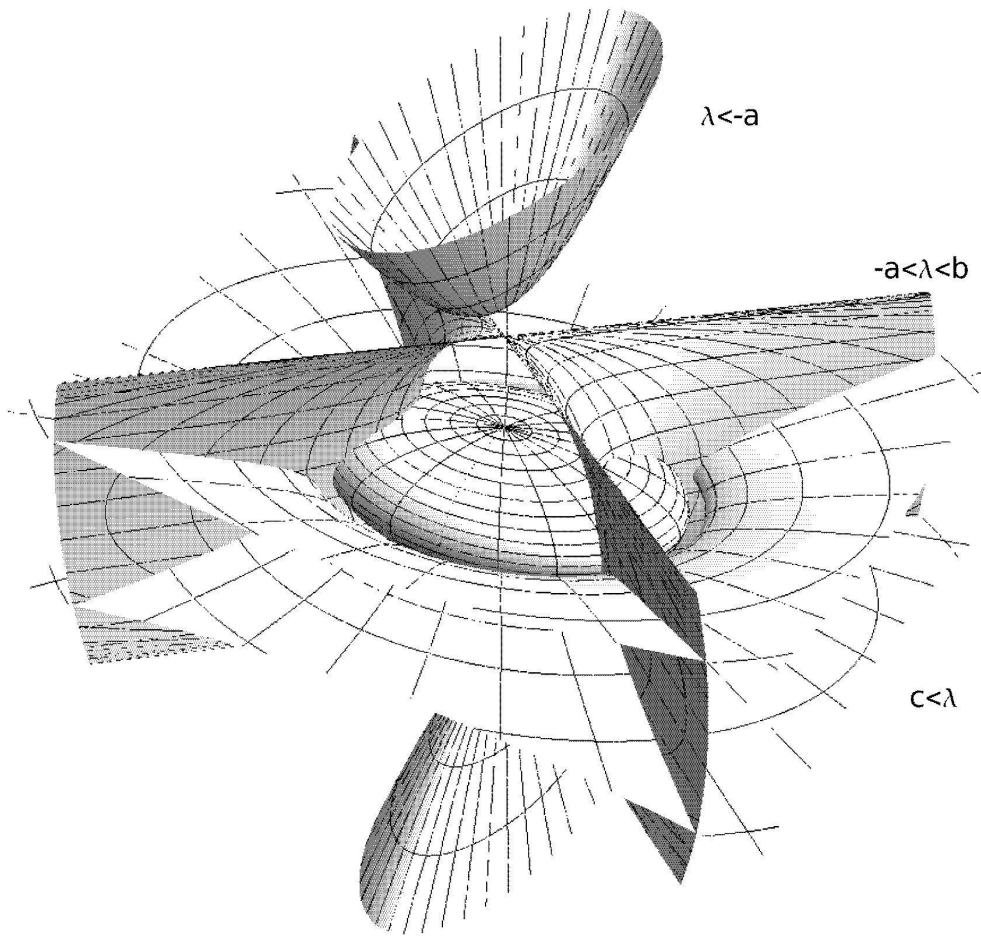


FIGURE 5

Four pseudo-confocal quadrics, along with the initial ellipsoid

Fix a value of λ . Given a generic point P of the ellipsoid M_0 , the number of tangent lines from P to the conic $T_P M_0 \cap M_\lambda$ may equal 2 or 0, and the curve Γ_λ separates these two domains, say, U_λ and V_λ (the number of tangents equals 1 for $P \in \Gamma_\lambda$).

Consider a geodesic γ on M_0 . The lines tangent to γ are tangent to some pseudo-confocal quadric M_λ . Therefore γ is confined to U_λ and, at any point $P \in U_\lambda$, the geodesic γ may have only two directions: the tangent directions from P to the conic $T_P M_0 \cap M_\lambda$. The geodesic γ cannot intersect the boundary Γ_λ but can touch it.

Note that the equator plays a special role: no line tangent to the equator is tangent to any pseudo-confocal quadric (except M_0 itself). Indeed, such a line

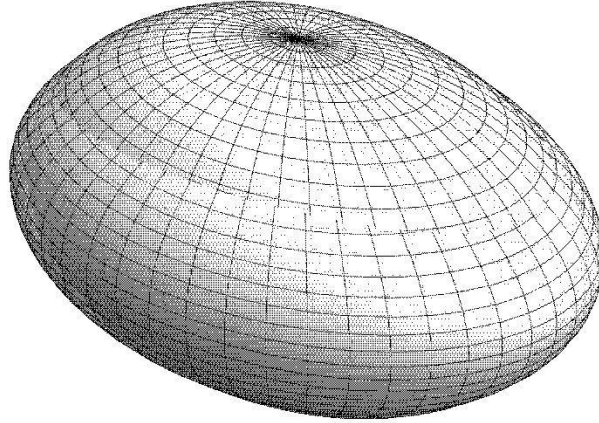


FIGURE 6

A pseudo-confocal ellipsoid intersecting the initial one

lies in the horizontal plane, and the trace of the pseudo-confocal family (3) in the horizontal plane is the confocal family of conics. But confocal conics have no common tangents.

3.4 REFLECTION OF GEODESICS OFF THE TROPICS

Define “reflection” of a geodesic γ off a tropic as the geodesic tangent to the same pseudo-confocal quadric as γ or, equivalently, having the same value of the Joachimsthal integral (normalizing the energy to ± 1). According to Proposition 3.2, a geodesic and a reflected one have the null direction at the impact point and hence are tangent to each other.

PROPOSITION 3.5. 1) *Let γ be a geodesic in a polar cap tangent to a curve $\Gamma_\lambda = M_0 \cap M_\lambda$, and let γ_1 be the reflection of γ in the tropic. Then γ_1 is also tangent to Γ_λ (see Figure 7).*

2) *Let γ be a space-like geodesic in the equatorial belt that does not intersect the equator, and let γ_1 be the reflection of γ in the tropic. Then γ is tangent to a curve Γ_λ , separating γ from the equator, and γ_1 is also tangent to Γ_λ and therefore disjoint from the equator, see Figure 8.*

Proof. Since the geodesic γ is tangent to Γ_λ , the tangent lines to γ are tangent to M_λ . By definition, the tangent lines to γ_1 are tangent to M_λ as well, and hence γ_1 will touch Γ_λ , and the first claim follows.

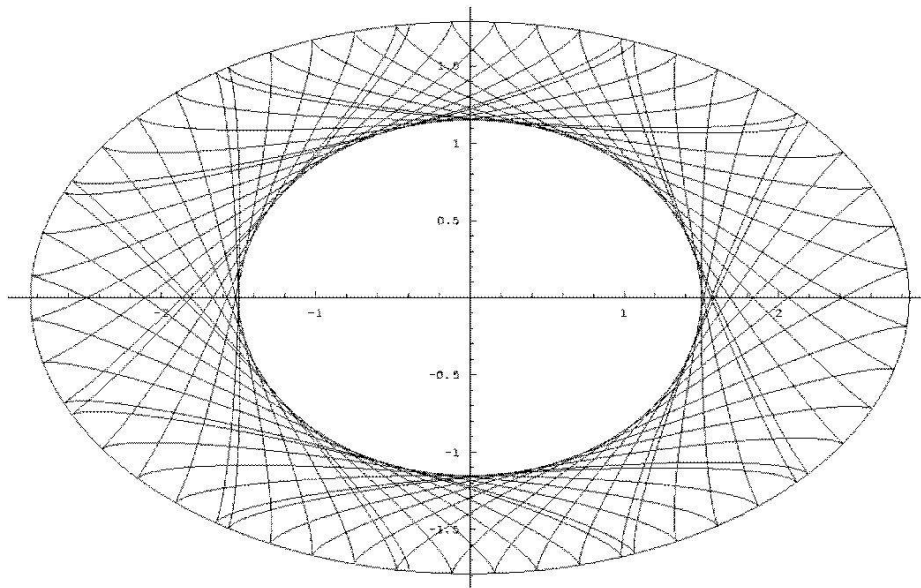


FIGURE 7
Reflected geodesics in a polar cap

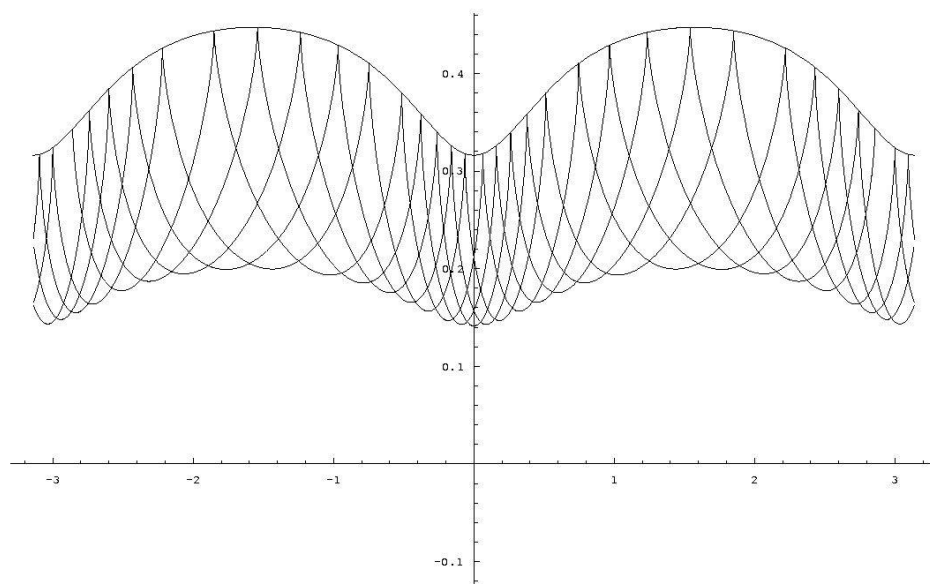


FIGURE 8
Reflected geodesics in the equatorial belt (unfolded)

Likewise, the tangent lines to a space-like geodesic γ in the equatorial belt are tangent to a pseudo-confocal quadric M_λ . Since γ does not reach the equator, the curve Γ_λ separates the tropic and the equator. Arguing as above, the reflected geodesic γ_1 is also tangent to Γ_λ and therefore disjoint from the equator. \square

3.5 GEODESICS ON DEGENERATE ELLIPSOIDS

It is useful to visualize the degenerations of the ellipsoid (1) into a two-sided flat surface, “a pancake”. First consider the limit $c \rightarrow 0$, under which the ellipsoid gets squeezed to an ellipse with semi-axes a and b in the Euclidean plane $\{z = 0\}$. Then the (Lorentz) equatorial belt disappears, whereas each (Riemannian) polar cap becomes the interior of an ellipse. The geodesics in the polar caps become straight lines in the limit, and their reflection off the tropics becomes the billiard reflection in the ellipse; the Joachimsthal integral describes the confocal ellipse to which a billiard trajectory remains tangent.

Compare this with the other degeneration, $b \rightarrow 0$. In the latter case the ellipsoid becomes (the interior of) an ellipse in the Lorentz plane $\{y = 0\}$. The polar caps (and tropics) become squeezed to the arcs of the ellipse with $z > 0$ and $z < 0$ in this plane. The equatorial belt becomes the double cover of the interior of the ellipse. The geodesics also become straight lines in the Lorentz plane. The null geodesics have two prescribed slopes in this plane: $x = \pm z$. We will see that the dynamics of the null geodesics in the ellipsoid is an interesting extension of the corresponding Lorentz billiard inside the ellipse, restricted to oriented null lines.

4. AREA FORM ON THE SPACE OF GEODESICS

In this section we compute the area form ω on the space of time-like geodesics, described in Section 1. We also define a 1-form on the space of light-like geodesics which will play the central role in the next section.

Let us characterize a time-like or a light-like geodesic by its intersection with the equator of the ellipsoid (1). The equator is parameterized as $Q(t) = (\sqrt{a} \cos t, \sqrt{b} \sin t, 0)$ for $t \in \mathbf{R}/2\pi\mathbf{Z}$. Let a geodesic make (Euclidean) angle α with the equator. Then (t, α) are coordinates in the space of geodesics intersecting the equator. The null directions correspond to $\alpha = \pi/4$ and $3\pi/4$, and for time-like geodesics, $\pi/4 < \alpha < 3\pi/4$. We set

$$f(t) = \sqrt{a \sin^2 t + b \cos^2 t}, \quad \tau = \frac{1}{\sqrt{\tan^2 \alpha - 1}}.$$

Note that for $\alpha = \pi/2$, the value of τ is well-defined: $\tau = 0$. The following proposition describes the Joachimsthal integral J and the area form ω in terms of the (t, α) coordinates.

PROPOSITION 4.1. *One has :*

$$(7) \quad J(t, \alpha) = \frac{c\tau^2 + f^2(t)(1 + \tau^2)}{abc}, \quad \omega = f(t)d\tau \wedge dt.$$

Proof. For the tangent vector to the equator, one has :

$$Q'(t) = (-\sqrt{a} \sin t, \sqrt{b} \cos t, 0), \quad \langle Q'(t), Q'(t) \rangle = f^2(t).$$

The geodesic corresponding to (t, α) has a tangent vector

$$(-\sqrt{a} \sin t, \sqrt{b} \cos t, f(t) \tan \alpha).$$

If the geodesic is time-like, we normalize the tangent vector so that its squared length is -1 :

$$(8) \quad (u, v, w) = \left(\frac{-\sqrt{a}\tau \sin t}{f(t)}, \frac{\sqrt{b}\tau \cos t}{f(t)}, \tau \tan \alpha \right).$$

To obtain J , substitute (u, v, w) from (8) and

$$(9) \quad (x, y, z) = (\sqrt{a} \cos t, \sqrt{b} \sin t, 0)$$

to (4); this yields the first formula (7).

Identify the cotangent and tangent bundles via the metric. Then the canonical symplectic form on the cotangent bundle becomes

$$\omega = du \wedge dx + dv \wedge dy - dw \wedge dz.$$

Formulas (8) and (9) describe a section of the tangent bundle, and the pull back of the symplectic structure ω is given by the second formula (7). \square

As a consequence of Proposition 4.1, we define a natural 1-form on the space of null geodesics (this space consists of two disjoint circles corresponding to the right and left null geodesics). The set of null geodesics is given, in (t, α) coordinates, by $\alpha = \pi/4$ or $3\pi/4$, which corresponds to $\tau = \infty$. Note that both ω and J blow up as one approaches the space of null geodesics, that is, as $\tau \rightarrow \infty$. However, their ratio is well-defined.

LEMMA-DEFINITION. The 1-form $h(t)dt$, given by the condition that, in the limit $\tau \rightarrow \infty$,

$$(10) \quad d(J^{1/2}) \wedge h(t)dt = \omega,$$

is uniquely defined. Explicitly, this equation holds for $h(t)$ given by

$$(11) \quad h(t) = \text{const} \cdot \frac{f(t)}{\sqrt{c + f^2(t)}} = \text{const} \cdot \sqrt{\frac{a \sin^2 t + b \cos^2 t}{c + a \sin^2 t + b \cos^2 t}}$$

with an appropriate constant factor.

Proof. Up to a constant multiplier, one has:

$$J^{1/2} = \tau \sqrt{c + f^2(t)} \left(1 + O\left(\frac{1}{\tau^2}\right) \right),$$

hence

$$dJ^{1/2} = \sqrt{c + f^2(t)} d\tau + g(t, \tau) dt + O\left(\frac{1}{\tau^2}\right)$$

for some function g . Therefore

$$\left(dJ^{1/2} \wedge \frac{f(t)}{\sqrt{c + f^2(t)}} dt \right) = \omega + O\left(\frac{1}{\tau^2}\right),$$

as needed. \square

5. PONCELET-STYLE CLOSURE THEOREM

Define a map T of the equator to itself as follows. Given a point P of the equator, consider the right null geodesic through P until it intersects the Northern tropic at point Q , and then consider the left null geodesic through Q until it intersects the equator at point P_1 . Set: $T(P) = P_1$, see Figure 9.

THEOREM 5.1. *Suppose that some point P of the equator is k -periodic, that is, $T^k(P) = P$ for some positive integer k . Then every point of the equator is also k -periodic.*

Proof. Consider the billiard inside the domain on the ellipsoid M_0 bounded by the curve $\Gamma_\lambda = M_0 \cap M_\lambda$. We claim that the respective billiard ball map F_λ , acting on time-like geodesic segments, preserves the Joachimsthal integral J considered as a function on the space of geodesics. A similar fact for Euclidean ellipsoids is well known, see, e.g., [9, 22].

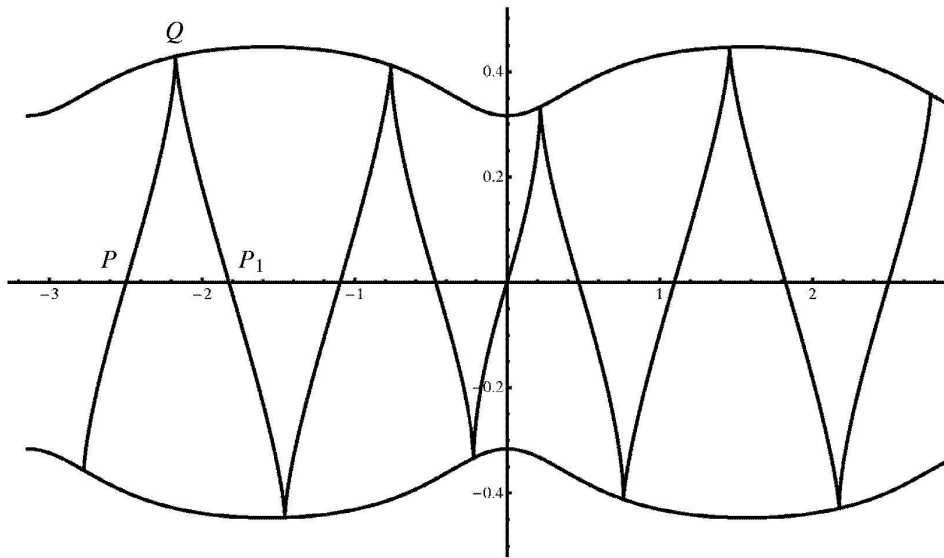


FIGURE 9

The right null geodesic through P and the left null geodesic through P_1 hit the Northern tropic at the same point Q

Consider a time-like geodesic segment γ_1 on the ellipsoid, reflecting in Γ_λ to another geodesic segment γ_2 . According to Section 1, the straight lines, tangent to γ_1 and γ_2 , are tangent to pseudo-confocal quadrics, say, M_{μ_1} and M_{μ_2} . We want to show that $\mu_1 = \mu_2$. Indeed, the billiard system in the ambient space with reflection in the quadric M_λ is integrable and M_λ is orthogonal to M_0 . Therefore the incoming and the outgoing rays are tangent to the same pseudo-confocal quadric, see Section 1, and thus $\mu_1 = \mu_2$.

According to Section 1, F_λ preserves the symplectic structure ω on the space of time-like geodesics; it also preserves the integral J . Therefore the 1-form $h(t)dt$ on the space of null geodesics is also invariant under the action of the map F_λ on the space of null geodesics.

In the limit $\lambda \rightarrow 0$, the curve Γ_λ becomes the tropic (2), and the billiard ball map F_λ , restricted to null geodesics, gets identified with the map T . Hence T preserves the 1-form $h(t)dt$.

Finally, choose a cyclic coordinate s on the equator so that $h(t)dt = ds$. In this coordinate, the map T is a shift $s \mapsto s + c$. This map is k -periodic if and only if $kc \in \mathbb{Z}$. This implies the statement of the theorem. \square

PROBLEM. It is interesting to find the relation on a, b, c , necessary and sufficient for the orbits of the map T to close up after k iterations and r turns around the equator. In the case of the Poncelet Porism, such conditions were found by Cayley, see [11] for a modern treatment.

REMARK 5.2. One also has Poncelet-style closure theorems for the geodesics in the polar caps and for space- or time-like geodesics in the equatorial belt reflecting from the tropics. Such results are similar to the ones known for Euclidean ellipsoids, see, e.g., [9, 22], and their proofs are similar to that of Theorem 5.1 but simpler: the T -invariant 1-form $h(t)dt$ is obtained from a finite area form and a finite integral, not as a finite ratio of two infinite quantities.

6. CURVATURE OF THE ELLIPSOID AND A GEODESICALLY EQUIVALENT RIEMANNIAN METRIC ON IT

6.1 CURVATURE OF THE ELLIPSOID

The behavior of the geodesics in a polar cap resembles that of the geodesics in the Poincaré disc model of the hyperbolic plane; this observation is explained by the following proposition.

PROPOSITION 6.1. *The Gauss curvature K of the ellipsoid is negative; it is given by the formula:*

$$\frac{1}{K} = -abc \left(\frac{x^2}{a^2} + \frac{y^2}{b^2} - \frac{z^2}{c^2} \right)^2.$$

Proof. Similarly to the Euclidean case, one can use the normal Gauss map to compute the Gauss curvature of a surface, see [16]. Consider the Northern polar cap. Normalize the normal vector as follows:

$$N(x, y, z) = \frac{\left(\frac{x}{a}, \frac{y}{b}, -\frac{z}{c} \right)}{\sqrt{\frac{z^2}{c^2} - \frac{x^2}{a^2} - \frac{y^2}{b^2}}},$$

so that $\langle N, N \rangle = -1$. Thus the Gauss map sends the polar cap to the upper sheet of the hyperboloid of two sheets, and this map reverses the orientation. Hence the Gauss curvature is negative.

Similarly, one considers the equatorial belt: the normal vector is then normalized to $\langle N, N \rangle = 1$.

It is straightforward but tedious to compute the Gauss curvature, and we do not dwell on this. The computation can be simplified by the use of Mathematica. \square

6.2 RIEMANNIAN GEODESICALLY EQUIVALENT METRIC

The next result follows from general constructions in [14], [20]; for completeness, we give a direct proof. Two metrics are called *geodesically equivalent* if they have the same non-parameterized geodesics.

PROPOSITION 6.2. *The metric on the ellipsoid (1), induced from the ambient Minkowski space, is geodesically equivalent to the Riemannian metric*

$$(12) \quad ds^2 = \frac{\frac{dx^2}{a} + \frac{dy^2}{b} + \frac{dz^2}{c}}{\left| \frac{x^2}{a^2} + \frac{y^2}{b^2} - \frac{z^2}{c^2} \right|}.$$

Proof. Let $P = (u, v, w)$ denote a tangent vector at point $Q = (x, y, z)$. Denote the diagonal matrix with the entries $(1/a, 1/b, 1/c)$ by A . To fix ideas, consider the equatorial belt. The Lagrangian for the metric (12) is

$$L(P, Q) = \frac{\frac{u^2}{a} + \frac{v^2}{b} + \frac{w^2}{c}}{\frac{x^2}{a^2} + \frac{y^2}{b^2} - \frac{z^2}{c^2}} = \frac{A(P) \cdot P}{f(Q)}$$

with

$$f(Q) = \frac{x^2}{a^2} + \frac{y^2}{b^2} - \frac{z^2}{c^2}.$$

The Euler-Lagrange equation for a geodesic $Q(t)$ with $\dot{Q} = P$ is

$$L_{PP}(\ddot{Q}) + L_{PQ}(P) - L_Q = \lambda A(Q),$$

where $A(Q)$ is a Euclidean normal to the ellipsoid at point Q and λ is a Lagrange multiplier; here L_{PP} and L_{PQ} are the matrices of the second partial derivatives and L_Q is the gradient vector.

One easily computes:

$$L_{PP} = \frac{2}{f(Q)} A, \quad L_{PQ} = -\frac{2}{f^2(Q)} A(P) \otimes \nabla f(Q), \quad L_Q = -\frac{A(P) \cdot P}{f^2(Q)} \nabla f(Q),$$

and the Euler-Lagrange equation is rewritten as

$$(13) \quad A(\ddot{Q}) - \frac{P \cdot \nabla f(Q)}{f(Q)} A(P) + \frac{A(P) \cdot P}{2f(Q)} \nabla f(Q) = \lambda A(Q).$$

To find the Lagrange multiplier, dot multiply equation (13) by Q . One has:

$$A(Q) \cdot Q = 1, \quad A(P) \cdot Q = P \cdot A(Q) = 0, \quad \nabla f(Q) \cdot Q = 2f(Q),$$

and hence

$$\lambda = A(\ddot{Q}) \cdot Q + A(P) \cdot P = \frac{d(A(P) \cdot Q)}{dt} = 0.$$

Thus (13) implies that the acceleration \ddot{Q} lies in the plane spanned by the velocity vector P and the vector $A^{-1}(\nabla f(Q)) = 2N(Q)$, the Minkowski normal to the ellipsoid at point Q . It follows that $Q(t)$ is a reparameterized geodesic of the restriction of the ambient metric on the ellipsoid.

The case of the polar caps is similar. \square

REMARK 6.3. Note that the metric (12) is given by the ratio of the two factors whose product is the Joachimsthal integral (4).

7. RIGIDITY OF ELLIPSES AS INTEGRABLE LORENTZ BILLIARD CURVES

In Section 3.5, we considered the limit of the ellipsoid (1) as $b \rightarrow 0$. In this limit, the ellipsoid becomes an ellipse in the Lorentz plane. This ellipse is foliated by two parallel families of null lines, and the map T , defined at the beginning of Section 5, takes oriented lines in one null direction to oriented null lines in the other one.

More generally, consider an oval (closed smooth strictly convex curve) γ in the Lorentz plane and the billiard system inside it. The billiard reflection takes one null direction to the other. Thus, restricted to the null lines, the billiard ball map is identified with the circle map $T: \gamma \rightarrow \gamma$ described as follows. The intersections with the lines in the first direction define an involution on γ , and likewise for the second direction. The composition of these involutions is the map T .

The circle map T is depicted in Figure 10; it was previously considered in different contexts: in relation to Hilbert's 13th problem ([3]); the Sobolev equation, approximately describing fluid oscillations in a fast rotating tank ([18]); and the theory of Lorentz surfaces, where the rotation number of T provides a continuous invariant of the conformal class of a Lorentz disc ([23]).

The map $T: \gamma \rightarrow \gamma$ depends only on the choice of two (null) directions, say, u and v ; thus we denote it by $T_{(u,v)}$. If γ is an ellipse then $T_{(u,v)}$ is conjugated to a rotation. This is a limit case of Theorem 5.1 but it is also easily proved directly: an affine transformation takes γ to a circle, and then $T_{(u,v)}$ becomes the rotation through the angle twice that between the two respective directions.

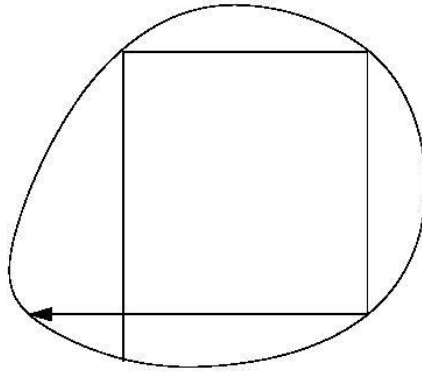


FIGURE 10
A map of an oval

CONJECTURE. Let γ be a plane oval such that, for every pair of directions u and v , the map $T_{(u,v)}$ is conjugated to a circle rotation. Then γ is an ellipse.

We prove a weaker result.

THEOREM 7.1. *Let $\gamma(t)$ be a parameterized plane oval with the property that, for every pair of directions u and v , the map T is a translation in the variable t , i.e., there is a constant $c(u,v)$ such that $T_{(u,v)}(\gamma(t)) = \gamma(t + c(u,v))$. Then γ is an ellipse.*

Proof. Without loss of generality, assume that γ is parameterized by $t \in \mathbf{R}/2\pi\mathbf{Z}$.

Choose a direction u . There is a unique maximal chord of γ in direction u , say AB ; such a chord is called an *affine diameter*. Since AB is maximal, the tangent lines to γ at A and B are parallel; let v be their direction. It is convenient to apply an affine transformation that makes u horizontal and v vertical.

Let C and D be the points at which the tangent lines to γ are horizontal. We claim that the chord CD is vertical.

Indeed, consider the map $T_{(u,v)}$. Then $T^2(A) = A$. Since $T_{(u,v)}$ is conjugated to a rotation, every point of γ is 2-periodic. Let CD' be the vertical chord of γ . Since $T_{(u,v)}^2(C) = C$, the direction of γ at D' is horizontal, and hence $D' = D$, see Figure 11.

Thus, for every direction u , there exists a conjugate direction v : there are affine diameters AB and CD of the curve γ , having directions u and v , such that the tangent lines at A and B are parallel to CD , and the tangent lines

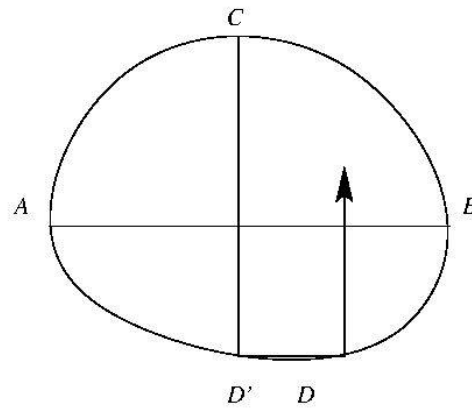


FIGURE 11
Proving that $D = D'$

at C and D are parallel to AB (this makes γ a Blaschke P -curve [7]).

Furthermore, if (u, v) is a pair of conjugate directions then every point of γ is a vertex of an inscribed parallelogram with the sides parallel to u and v , and whose diagonals correspond to a 2-periodic orbit of $T_{(u,v)}$. The opposite vertices of these parallelograms are 2-periodic points $\gamma(t)$ and $\gamma(t + \pi)$.

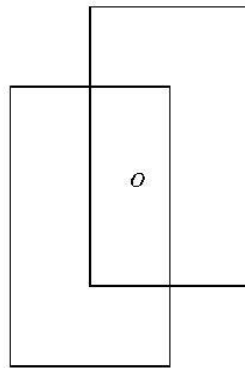


FIGURE 12
Inscribed rectangles

Assume that γ is centrally symmetric with respect to the origin O . Then each rectangle is centered at O — otherwise γ is not convex, see Figure 12. It follows that the mid-points of the horizontal sides of the rectangles lie on the affine diameter CD , and the mid-point of the vertical sides lie on AB . This is true for every pair of conjugate directions, hence γ admits affine line

symmetry for every direction. This is a characteristic property of ellipses [6], and thus γ is an ellipse.

It remains to prove that γ is centrally symmetric. Consider two directions, u and v , making an infinitesimal angle ε . Consider Figure 13 in which AB is an affine diameter in the direction u , and the lines BC and AD have the direction v . One has: $T_{(u,v)}(A) = C$, $T_{(u,v)}(B) = D$. Let $A = \gamma(t)$, $C = \gamma(t+\delta)$. Then $B = \gamma(t+\pi)$, $D = \gamma(t+\pi+\delta)$. Since the opposite sides of the infinitesimal quadrilateral $ACBD$ are parallel, it is a parallelogram and $AC = BD$. It follows that $\gamma'(t) = -\gamma'(t+\pi)$, and hence $\gamma(t) + \gamma(t+\pi)$ is a constant vector. Thus γ is centrally symmetric. \square

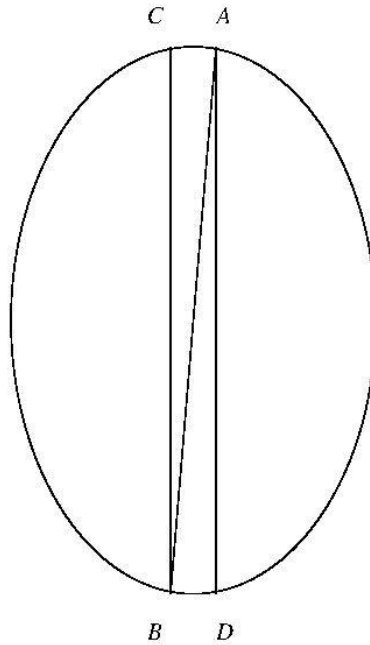


FIGURE 13

Proving central symmetry of γ

ACKNOWLEDGEMENTS. We are grateful to V. Chernov, D. Fuchs and P. Lee for stimulating discussions. The second and the third authors were partially supported by NSERC and NSF grants, respectively.

REFERENCES

- [1] ABENDA, S. and YU. FEDOROV. Closed geodesics and billiards on quadrics related to elliptic KdV solutions. *Lett. Math. Phys.* 76 (2006), 111–134.
- [2] ARNOLD, V. *Geometric Methods in the Theory of Ordinary Differential Equations*. Second edition. Springer-Verlag, 1988.
- [3] — From Hilbert's superposition problem to dynamical systems. In: *The Arnoldfest (Toronto, ON, 1997)*, 1–18. Amer. Math. Soc., Providence, R.I., 1999.
- [4] ARNOLD, V. and A. GIVENTAL. *Symplectic Geometry*. Encyclopaedia Math. Sci. 4, Dynamical Systems IV. Springer-Verlag, 1990.
- [5] AUDIN, M. Courbes algébriques et systèmes intégrables: géodésiques des quadriques. *Exposition. Math.* 12 (1994), 193–226.
- [6] BERGER, M. Convexity. *Amer. Math. Monthly* 97 (1990), 650–678.
- [7] BLASCHKE, W. Zur Affingeometrie der Eilinen und Eiflächen. *Math. Nachr.* 15 (1956), 258–264.
- [8] BOS, H. J. M., C. KERS, F. OORT and D. RAVEN. Poncelet's closure theorem. *Exposition. Math.* 5 (1987), 289–364.
- [9] CHANG, S.-J. and K.-J. SHI. Billiard systems on quadric surfaces and the Poncelet theorem. *J. Math. Phys.* 30 (1989) 798–804.
- [10] DRAGOVIC, V. and M. RADNOVIC. Geometry of integrable billiards and pencils of quadrics. *J. Math. Pures Appl.* (9) 85 (2006), 758–790.
- [11] GRIFFITHS, PH. and J. HARRIS. On Cayley's explicit solution to Poncelet's porism. *L'Enseignement Math.* (2) 24 (1978), 31–40.
- [12] KHESIN, B. and S. TABACHNIKOV. Spaces of pseudo-Riemannian geodesics and pseudo-Euclidean billiards. Preprint arXiv: math.DG/0608620.
- [13] KNÖRRER, H. Geodesics on the ellipsoid. *Invent. Math.* 59 (1980), 119–143.
- [14] MATVEEV, V. and P. TOPALOV. Trajectory equivalence and corresponding integrals. *Regul. Chaotic Dyn.* 3 (1998), 30–45.
- [15] MOSER, J. Various aspects of integrable Hamiltonian systems. In: *Dynamical Systems (C.I.M.E. Summer School, Bressanone, 1978)*. Progress in Mathematics 8, 233–289. Birkhäuser, 1980.
- [16] O'NEILL, B. *Semi-Riemannian Geometry. With Applications to Relativity*. Academic Press, New York, 1983.
- [17] PREVIATO, E. Some integrable billiards. *SPT 2002: Symmetry and Perturbation Theory*, 181–195. World Sci. Publ., 2002.
- [18] SOBOLEV, S. On a new problem of mathematical physics. *Izv. Akad. Nauk SSSR Ser. Mat.* 18 (1954), 3–50.
- [19] TABACHNIKOV, S. *Billiards*. Panoramas et Synthèses 1. Soc. Math. France, Paris, 1995.
- [20] — Projectively equivalent metrics, exact transverse line fields and the geodesic flow on the ellipsoid. *Comment. Math. Helv.* 74 (1999), 306–321.
- [21] — *Geometry and Billiards*. Student Mathematical Library 30. Amer. Math. Soc., Providence, R.I., 2005.

- [22] VESELOV, A. Confocal surfaces and integrable billiards on the sphere and in the Lobachevsky space. *J. Geom. Phys.* 7 (1990), 81–107.
- [23] WEINSTEIN, T. *An Introduction to Lorentz Surfaces*. Walter de Gruyter, Berlin, 1996.

(Reçu le 2 mai 2007)

Daniel Genin

Department of Mathematics
Pennsylvania State University
University Park, PA 16802
USA
e-mail : genin@math.psu.edu

Boris Khesin

Department of Mathematics
University of Toronto
Toronto, ON M5S 2E4
Canada
e-mail : khesin@math.toronto.edu

Serge Tabachnikov

Department of Mathematics
Pennsylvania State University
University Park, PA 16802
USA
e-mail : tabachni@math.psu.edu