

**Zeitschrift:** Entomologica Basiliensia et Collectionis Frey  
**Herausgeber:** Naturhistorisches Museum Basel, Entomologische Sammlungen  
**Band:** 32 (2010)

**Artikel:** The genus *Laena* Dejean, 1821 (Coleoptera: Tenebrionidae) in Afghanistan, with descriptions of three new species  
**Autor:** Schawaller, Wolfgang  
**DOI:** <https://doi.org/10.5169/seals-981019>

### **Nutzungsbedingungen**

Die ETH-Bibliothek ist die Anbieterin der digitalisierten Zeitschriften auf E-Periodica. Sie besitzt keine Urheberrechte an den Zeitschriften und ist nicht verantwortlich für deren Inhalte. Die Rechte liegen in der Regel bei den Herausgebern beziehungsweise den externen Rechteinhabern. Das Veröffentlichen von Bildern in Print- und Online-Publikationen sowie auf Social Media-Kanälen oder Webseiten ist nur mit vorheriger Genehmigung der Rechteinhaber erlaubt. [Mehr erfahren](#)

### **Conditions d'utilisation**

L'ETH Library est le fournisseur des revues numérisées. Elle ne détient aucun droit d'auteur sur les revues et n'est pas responsable de leur contenu. En règle générale, les droits sont détenus par les éditeurs ou les détenteurs de droits externes. La reproduction d'images dans des publications imprimées ou en ligne ainsi que sur des canaux de médias sociaux ou des sites web n'est autorisée qu'avec l'accord préalable des détenteurs des droits. [En savoir plus](#)

### **Terms of use**

The ETH Library is the provider of the digitised journals. It does not own any copyrights to the journals and is not responsible for their content. The rights usually lie with the publishers or the external rights holders. Publishing images in print and online publications, as well as on social media channels or websites, is only permitted with the prior consent of the rights holders. [Find out more](#)

**Download PDF:** 16.04.2026

**ETH-Bibliothek Zürich, E-Periodica, <https://www.e-periodica.ch>**

## The genus *Laena* Dejean, 1821 (Coleoptera: Tenebrionidae) in Afghanistan, with descriptions of three new species

by Wolfgang Schawaller<sup>1)</sup>

**Abstract.** Three new species of the genus *Laena* Dejean, 1821 (Tenebrionidae: Lagriinae) from Afghanistan are described (*Laena kabakovi* sp.nov., *Laena kunarica* sp.nov., *Laena waygalica* sp.nov.). A species key for all five known species from Afghanistan is provided. The genus appears to be restricted to the north-eastern regions and is absent from the arid central, south and western parts. These species are not conspecific with their numerous congeners from adjacent Pakistan (Chitral, Swat, etc.).

**Key words.** Coleoptera – Tenebrionidae – Lagriinae – *Laena* – new species – species key – Afghanistan

### Introduction

In the course of revisions of the species-rich genus *Laena* Dejean, 1821 (Tenebrionidae: Lagriinae) from various Asian regions in recent years (e.g. SCHAWALLER 1995, 2006, 2009), some specimens from Afghanistan have come to light, which are treated in the current paper. Previously, only a single species had been described (KASZAB 1960), distributed in the northern province of Badakshan. New specimens, assigned herein to three new species (in addition to *Laena dilutella* Solsky, 1881), were collected by Dr. Oleg Kabakov (St. Petersburg) and Christoph Reuter (Hamburg) further to the south of the country, in the provinces of Nuristan and Kunar. In Afghanistan, the genus appears to be restricted to the north-eastern regions and is absent in the arid central, south and western parts (distribution map Fig. 1). The new species have probably only small ranges of distribution, eventually in relict forests, and are not conspecific with numerous unpublished congeners from adjacent Pakistan (Chitral, Swat, etc.) (revision in preparation). In contrast, *Laena dilutella* is widespread in Central Asia (SCHAWALLER 1995).

### Material and methods

The following abbreviations are used for the collections in which the material is held:

HNHM ..... Hungarian Museum of Natural History, Budapest  
SMNS ..... Staatliches Museum für Naturkunde, Stuttgart  
ZIP ..... Zoological Institute, Russian Academy of Sciences, St. Petersburg

<sup>1)</sup> Contribution to Tenebrionidae no. 91. – For no. 90 see: Spec. Bull. Jap. Soc. Scarab. (Masumushi) 1, 2011.

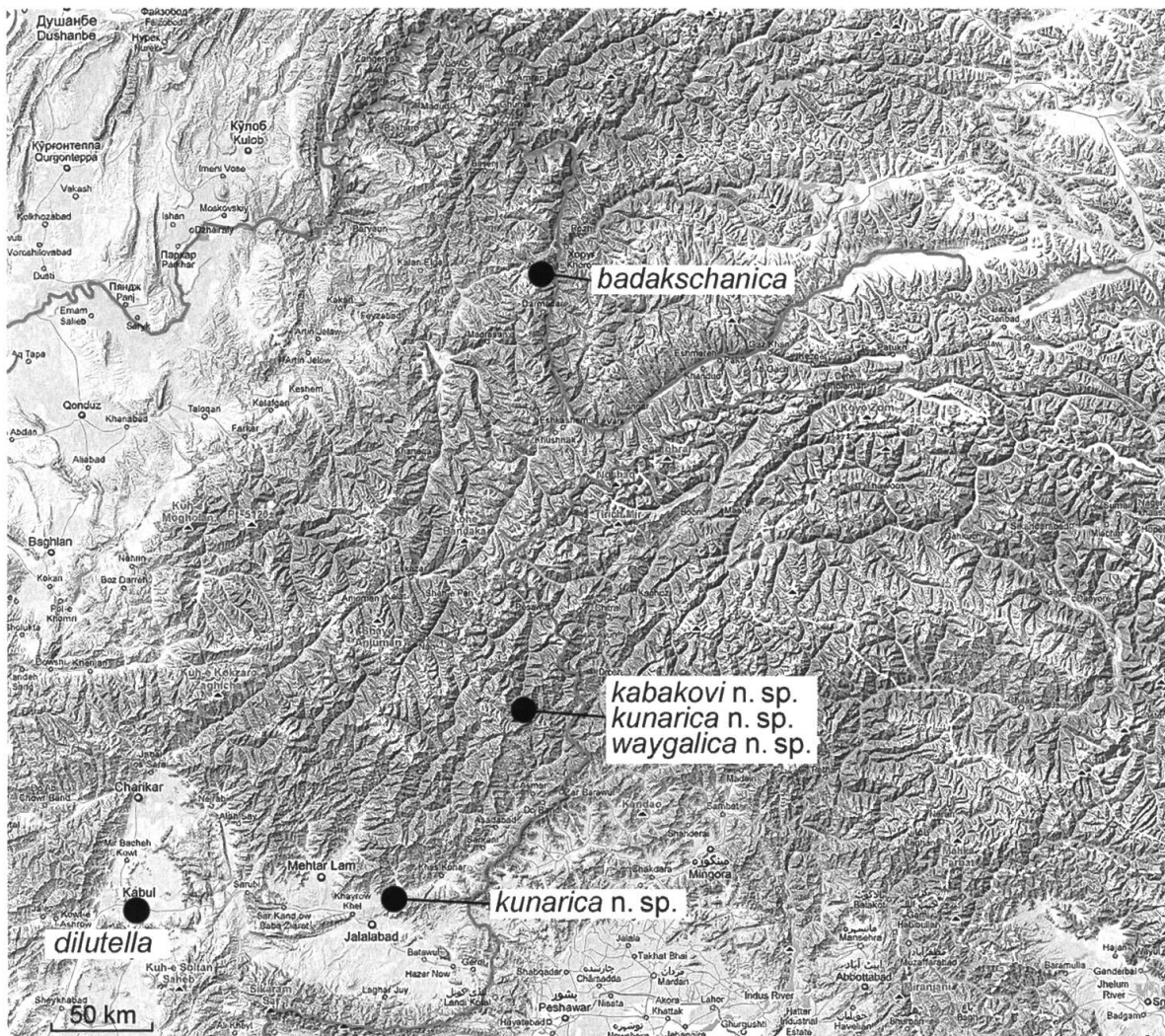


Fig. 1. Known distribution of *Laena* species in Afghanistan (modified Google map).

The aedeagus was dissected out and mounted in water-soluble adhesive on the same card as the corresponding male. The sex of the specimens can be determined only by such extraction; in order to avoid unnecessary damage, it was therefore not checked in all paratype specimens. Photographs were taken with a Leica DFC320 digital camera on a Leica MZ16 APO microscope. The digital photographs were subsequently processed in Auto-Montage (Synchroscopy) software.

## Taxonomy

### *Laena badakschanica* Kaszab, 1960

(Fig. 4)

**Type material examined.** Afghanistan, Badakshan, Shiva, 2900 m, 11.VII.1953 leg. J. Klapperich, 1 ♂ paratype HHNM.

**New material.** Afghanistan, Shiva Lake, 2800–2900 m, 19.–21.VII.2008, leg. C. Reuter, 1 ex. SMNS.

**Distribution.** North-eastern Afghanistan (Badakshan around Shiva).

***Laena dilutella* Solsky, 1881**

**New material.** Afghanistan, Kabul, 1800–2000 m, 10.IV.1970 & 15.IV.1971 leg. O. N. Kabakov, 6 ex. ZIP, 2 ex. SMNS.

**Distribution.** Widely distributed in Central Asia from northern Iran and Turkmenia up to Uzbekistan, Kirghizia, and Afghanistan (SCHUSTER 1916, SCHAWALLER 1995).

***Laena kabakovi* sp.nov.**

(Fig. 2)

**Type material.** Holotype ♀: Afghanistan, Nuristan, N Waygal (35°13'N, 70°59'W), 2700 m, 6.VII.1972, leg. O. N. Kabakov, SMNS.

**Description.** Body length 5.0 mm. Eyes not prominent. Pronotum (Fig. 2) with distinct punctures set 2–6 diameters apart, most punctures with longer adpressed setae; surface flat and lustrous; lateral margin unbordered; propleura with similar punctuation and setation as on disc. Elytra (Fig. 2) with rows of punctures without striae, punctures of rows similar to punctures on pronotum, most punctures with a longer adpressed seta; intervals with an irregular row of small punctures, each bearing an adpressed seta of the same length; ninth interval with four indistinct setiferous pores; all intervals slightly convex and lustrous. All femora, at least in females, without teeth or other armatures. No specifically sexual attributes on tibiae of females. No males available, so aedeagus unknown.

**Etymology.** Named in honour of Dr. Oleg N. Kabakov (St. Petersburg), a well-known specialist in Asian carabids, who collected the three new species of *Laena* in Afghanistan.


**Differential diagnosis.** May be distinguished from its congeners from Afghanistan by eyes not prominent, pronotum cordiform, at its widest shortly before the middle, by the unbordered lateral margins of the pronotum, by distinctly adpressed setation in the elytral rows as well as in the elytral intervals, and by unarmed femora and unmodified tibiae; aedeagus unknown. See also species key below.

***Laena kunarica* sp.nov.**

(Figs 5, 6)

**Type material.** Holotype ♂: Afghanistan, Nuristan, N Waygal (35°13'N, 70°59'W), 2700 m, 7.VII.1972, leg. O. N. Kabakov, SMNS. – Paratypes: Same data as holotype, 2 ex. SMNS. Afghanistan, Kunar Prov., Pashinkanda, Darah-i-Nur, 2800 m, 1.VII.2009, leg. C. Reuter, 1 ♀ SMNS.

**Description.** Body length 7.0–7.5 mm. Eyes not prominent. Pronotum (Fig. 5) with small punctures, set 0.5–4 diameters apart, most punctures with short adpressed setae; surface flat and lustrous; lateral margin unbordered; propleura with similar punctuation and setation as on disc. Elytra (Fig. 5) with rows of punctures without striae, punctures of rows somewhat larger than punctures on pronotum, punctures without seta; intervals with an irregular row of indistinct small punctures, each bearing a very short microseta; ninth interval with two indistinct setiferous pores; all intervals slightly convex and lustrous. All femora in both sexes without teeth or other armatures. Tibiae exhibit no sexual dimorphism. Aedeagus see Fig. 6.



**Figs 2–5.** Dorsal view of *Laena* species from Afghanistan: 2, *Laena kabakovi* sp.nov., ♀ holotype SMNS; 3, *Laena waygalica* sp.nov., ♂ holotype SMNS; 4, *Laena badakschanica*, non-type SMNS; 5 *Laena kunarica* sp.nov., ♀ paratype SMNS. Scale line: 4.0 mm.

**Etymology.** Named after Kunar Province, where the type series was collected.

**Differential diagnosis.** To be distinguished from its congeners in Afghanistan by eyes not prominent, by pronotum cordiform, at its widest shortly before mid-section, by the unbordered lateral margins of the pronotum, by the absence of setation in the elytral rows and indistinct microsetae in the elytral intervals, by the unarmed femora and unmodified tibiae, and by the shape of the aedeagus (Fig. 6). See also species key below.

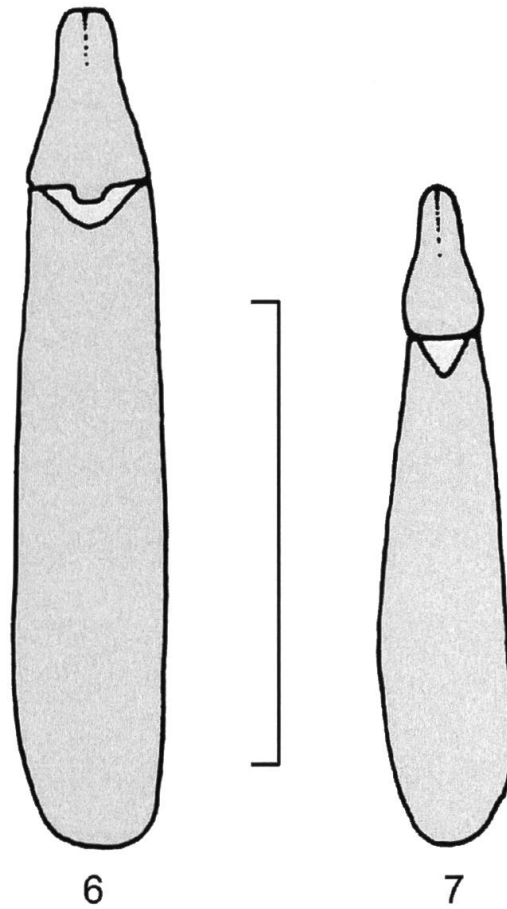
***Laena waygalica* sp.nov.**  
(Figs 3, 7)

**Type material.** Holotype ♂: Afghanistan, Nuristan, N Waygal (35°13'N, 70°59'W), 2700 m, 7.VII.1972, leg. O. N. Kabakov, SMNS.

**Description.** Body length 4.5 mm. Eyes slightly prominent. Pronotum (Fig. 3) with large punctures, set 2–4 diameters apart, most punctures with longer adpressed setae; surface flat and lustrous; lateral margin distinctly bordered; propleura with similar punctation and setation as on disc. Elytra (Fig. 3) with rows of punctures without striae, punctures of rows similar to punctures on pronotum, most punctures with a longer adpressed seta; intervals with an irregular row of small punctures, each bearing an adpressed seta of same length; ninth interval with two indistinct setiferous pores; all intervals slightly convex and lustrous. All femora, at least in males, without teeth or other armatures. Tibiae without sex-specific peculiarities in males. Aedeagus see Fig. 7.

**Etymology.** Named after the village of Waygal, in the vicinity of which the holotype was collected.

**Differential diagnosis.** To be distinguished from its congeners in Afghanistan by eyes slightly prominent, pronotum cordiform, widest shortly before mid-section, distinctly bordered lateral margins of the pronotum, distinct adpressed setation in the elytral rows as well as in the elytral intervals, unarmed femora and unmodified tibiae, and by the shape of the aedeagus (Fig. 7). See also species key below.



**Figs 6–7.** Aedeagus of *Laena* species from Afghanistan: 6, *Laena kunarica* sp.nov., ♂ holotype SMNS; 7, *Laena waygalica* sp.nov., ♂ holotype SMNS. Scale line: 1.0 mm.

### Species key to the genus *Laena* in Afghanistan

- 1 Small species, body length 3.0–4.0 mm, pronotum distinctly longer than wide with convergent but straight lateral margins, elytra elongate and parallel, pronotum and elytra with long and erect setation, all femora in both sexes with sharp angles, anterior tibiae in males with excavation medially. .... *L. dilutella* Solsky
- Larger species, body length 4.5–7.5 mm, pronotum cordiform or subquadrate with rounded lateral margins, elytra oval, pronotum and elytra with or without adpressed setation, femora without sharp angles or teeth, anterior tibiae without modifications. .... 2.
- 2 Pronotum with distinctly bordered lateral margins, eyes slightly prominent. .... *L. waygalica* sp.nov.
- Pronotum with unbordered lateral margins, eyes not prominent. .... 3.
- 3 Pronotum subquadrate, widest in the middle. ....  
..... *L. badakschanica* Kaszab
- Pronotum cordiform, widest shortly before the middle. .... 4.
- 4 Elytral punctural rows and elytral intervals with similar long adpressed setae, body length 5.0 mm. .... *L. kabakovi* sp.nov.
- Elytral punctural rows without setae, elytral intervals with microsetae indistinct at most, body length 7.0–7.5 mm. .... *L. kunarica* sp.nov.

### Acknowledgements

I would like to thank colleagues and friends for the loan of material from the collections in their care, particularly Dr. Ottó Merkl (Budapest). Christoph Reuter (Hamburg) kindly deposited several tenebrionids from his adventurous travels, not only *Laena*, in the collection of the Museum Stuttgart. Johannes Reibnitz (Stuttgart) contributed with the preparation of the photographs. I thank to anonymous referees for improving of the manuscript.

### References

- KASZAB Z. (1960): *Die Tenebrioniden Afghanistans, auf Grund der Ergebnisse der Sammelreise des Herrn J. Klapperich in den Jahren 1952/53 (Col.), 1. Fortsetzung und Schluß.* Entomologische Arbeiten aus dem Museum G. Frey **11**: 1–179.
- SCHAWALLER W. (1995): *Revision der Laena-Arten Mittelasiens (Insecta, Coleoptera, Tenebrionidae).* Spixiana **18**: 65–73.

- SCHAWALLER W. (2006): *New species of the genus Laena Latreille (Coleoptera: Tenebrionidae) from Southeastern Asia*. *Zootaxa* **1325**: 369–384.
- SCHAWALLER W. (2009): *The genus Laena Latreille (Coleoptera: Tenebrionidae) in the Indian Himalayas of Uttar Anchal and Himachal Pradesh, with descriptions of four new species*. *Stuttgarter Beiträge zur Naturkunde A(NS)* **2**: 347–362.
- SCHUSTER A. (1916): *Monographie der Coleopterengattung Laena Latreille*. *Verhandlungen der zoologisch-botanischen Gesellschaft Wien* **66**: 95–629.

**Author's address:**

Dr. Wolfgang Schawaller  
Staatliches Museum für Naturkunde  
Rosenstein 1  
D-70191 Stuttgart  
GERMANY  
E-mail: [wolfgang.schawaller@smns-bw.de](mailto:wolfgang.schawaller@smns-bw.de)

