

**Zeitschrift:** Entomologica Basiliensia  
**Herausgeber:** Naturhistorisches Museum Basel, Entomologische Sammlungen  
**Band:** 8 (1983)

**Artikel:** New Himalayan Buprestidae (Coleoptera) from the Expeditions of the Natural History Museum, Basel  
**Autor:** Bílý, S.  
**DOI:** <https://doi.org/10.5169/seals-980794>

### **Nutzungsbedingungen**

Die ETH-Bibliothek ist die Anbieterin der digitalisierten Zeitschriften auf E-Periodica. Sie besitzt keine Urheberrechte an den Zeitschriften und ist nicht verantwortlich für deren Inhalte. Die Rechte liegen in der Regel bei den Herausgebern beziehungsweise den externen Rechteinhabern. Das Veröffentlichen von Bildern in Print- und Online-Publikationen sowie auf Social Media-Kanälen oder Webseiten ist nur mit vorheriger Genehmigung der Rechteinhaber erlaubt. [Mehr erfahren](#)

### **Conditions d'utilisation**

L'ETH Library est le fournisseur des revues numérisées. Elle ne détient aucun droit d'auteur sur les revues et n'est pas responsable de leur contenu. En règle générale, les droits sont détenus par les éditeurs ou les détenteurs de droits externes. La reproduction d'images dans des publications imprimées ou en ligne ainsi que sur des canaux de médias sociaux ou des sites web n'est autorisée qu'avec l'accord préalable des détenteurs des droits. [En savoir plus](#)

### **Terms of use**

The ETH Library is the provider of the digitised journals. It does not own any copyrights to the journals and is not responsible for their content. The rights usually lie with the publishers or the external rights holders. Publishing images in print and online publications, as well as on social media channels or websites, is only permitted with the prior consent of the rights holders. [Find out more](#)

**Download PDF:** 03.04.2026

**ETH-Bibliothek Zürich, E-Periodica, <https://www.e-periodica.ch>**

## New Himalayan Buprestidae (Coleoptera) from the Expeditions of the Natural History Museum, Basel

by S. Bílý

Abstract: Ten new species are described from Nepal and India: *Philanthaxia simonae* n.sp., *Coraeus olexai* n.sp., *C. spectabilis* n.sp., *C. meliboeoides* n.sp., *Endelus himalayanus* n.sp., *E. nepalensis* n.sp., *E. wittmeri* n.sp., *Aphanisticus sculptipennis* n.sp., *Pachyschelus brancuccii* n.sp., and *P. similis* n.sp. Apart of them one new species is described from Ceylon: *Chrysobothris polychrous* n.sp.

I had the opportunity to study the rich material of Buprestidae collected by Dr W. Wittmer and Dr M. Brancucci in the Himalaya. This beautiful material included also the nine new species described below. In this paper I am describing also one new species from Ceylon which was sent to me for identification by the Smithsonian Institution (Washington) as well as by the Naturhistorisches Museum (Basel) and one new species from India which was sent to me by Dr C. Besuchet of the Muséum d'Histoire Naturelle (Genève).

It is my pleasant duty to thank Dr M. Brancucci of Basel, Dr C. Besuchet and Dr I. Löbl of Geneva and Dr K. Krombein of Washington which enabled me to study their rich and beautiful material. I would like to thank also Dr A. Descarpentries of the Muséum National d'Histoire Naturelle, Paris, for comparing some specimens with types deposited in Paris.

### ***Philanthaxia simonae* n. sp.**

Fig. 1.

Oval, rather vaulted species with silky lustre; head and lateral pronotal margins purple, middle part of pronotum golden green, elytra dark olive green, ventral side black with green lustre, matt.

Head large and vaulted, eyes small, elliptical but very vaulted and projecting beyond the outline of the head; clypeus with wide and shallow incurvation and with somewhat elevated anterior margin. Antennae long and slender, reaching the middle of the lateral pronotal margins; slightly enlarged from the 4<sup>th</sup> segment; the 1<sup>st</sup> antennal segment very long and slender, as long as three following segments together. Structure of head consisting of deep simple and very dense punctures which are deeper and denser on fronts than on vertex. Vertex very wide, vaulted, 5 times as wide as width of eye. Head (including eyes) wider than anterior pronotal margin.

Pronotum vaulted, 1.8 times as wide as long with slightly lobate anterior margin and with almost straight posterior margin. Lateral pronotal margins almost straight, converging anteriorly and slightly incurved before posterior angles which are distinct and sharp. Pronotal structure of the same type as that on head; punctures on posterior part of pronotum connected into fine transverse wrinkles. Scutellum subcordiform, slightly wider than long with fine microstructure and with shallow depression.

Elytra vaulted, twice as long as wide at posthumeral part with fine longitudinal ridges. Interstices wide and flat with dense, fine punctures and transverse wrinkles. Basal transverse depression narrow but deep, humeral swellings well developed. Elytral epipleura reaching the middle of the lateral margins. Elytra somewhat acuminate apically, each elytron rounded separately with fine apical serration.

Prosternum and metasternum with rough, dense cell-shaped puncturation, abdomen with very fine and simple puncturation. Prosternum deeply grooved along anterior margin. Prosternal process with slightly convergent lateral margins. Anal segment simply rounded, smooth, without any serration.

Legs long and very slender. Claws long, slightly enlarged at base. Length: 8.0 mm; width: 3.0 mm.

Holotype ♀: India or., Meghalaya, Darugiri, Garo Hills, 450 m, 19.V.1976, W. Wittmer & Baroni Urbani (NHM-Basel).

This species is named after my friend Miss Simona Brantlová, the excellent illustrator of insects.

*Philanthaxia simonae* n. sp. belongs to the group of matt species with deeply grooved elytra and with fine silky lustre (like *P. humilis* Gory). According to its conspicuous coloration it resembles *P. purpuricollis* Hoschek from the Aru Islands but it differs from it by the following characteristics:

***P. simonae* n. sp.**

Head purple.  
Middle part of pronotum golden green.  
Ventral side black with green lustre  
Elytra dark olive-green.  
Abdominal segments with white lateral tomentose spots.  
Anal segment simply rounded.  
Elytra slightly acuminate apically.

***P. purpuricollis* Hoschek**

Head green.  
Middle part of pronotum black-green.  
Ventral side blueish-green.  
Elytra dark blue-violet.  
Abdominal segments without tomentose spots.  
Anal segment incurved apically.  
Elytra not acuminate apically.

**Chrysobothris (s. str.) polychrous** n. sp.

Figs 2–5.

A small, flattened and multicolorous species. Frons golden green, vertex and anterior half of pronotum purple-violet, posterior half of pronotum blue green, elytra brown with copper lustre, six elytral foveae golden green, ventral side and legs bronze, abdominal segments with white lateral tomentose spots.

Head very wide and flattened, slightly narrower than anterior pronotal margin. Clypeus finely incurved anteriorly, frons with wide and deep, oval depression. Vertex relatively wide and simply punctured, of the same width as eye (dorsal view). Structure of frontal depression consisting of concentric lines and wrinkles. Frons divided from vertex by distinct swollen keel. Antennae trapezoidally serrate up to the 4<sup>th</sup> segment, segments 1 and 3 of the same length. Eyes large and semielliptical, projecting beyond outline of head.

Pronotum almost twice as wide as long with slightly depressed anterior angles, very enlarged anteriorly (Fig. 2). Anterior margin slightly and posterior margin deeply incurved. Lateral pronotal margins very feebly arched, slightly incurved before posterior angles. Anterior angles obtuse. Maximum pronotal width at anterior margin. Pronotal structure consisting of fine simple punctures on anterior half and fine transverse wrinkles on posterior half. Scutellum small, triangular.

Elytra slightly flattened, 1.6–1.7 times as long as wide, finely serrate laterally and apically. Maximum width of elytra behind middle; each elytron with a small and obtuse carina in posterior half near the suture and with three rounded and small foveae (Fig. 2): one between humeral swelling and scutellum, one before middle and one lateral postmedian (the smallest one). Elytral structure consisting of fine and very dense simple puncturation.

Ventral side with simple sparse puncturation, anal segment deeply and roundly incised (♂) or slightly roundly incurved (♀) (Figs 4, 5) with medial, longitudinal carina. Legs relatively thick, femora somewhat swollen; anterior femora with small but sharp rectangular tooth; male pro- and mesotibiae bent and slightly enlarged apically; those of female straight. Claws slightly enlarged at base.

Aedeagus (Fig. 3) short and robust, acuminate and pointed apically with lateroventral serration, parameres only slightly enlarged apically.

Length: 5.0–7.9 mm (holotype 6.3 mm); width: 2.7–3.5 mm (holotype 3.0 mm).

Sexual dimorphism: male with golden green frons, with bent pro-

and mesotibiae and with deeply and roundly incised anal sternite (Fig.4); female with red-bronze frons, with straight pro- and mesotibiae and with shallow, rounded incurvation at the apex of anal sternite (Fig.5).

Holotype ♂: Sri Lanka, Puttalam Distr., Wilpattu Nat. Park, Kala Oya, 8.III.1977, M. Schneider (NHM-Basel).

Allotype ♀: Sri Lanka, Anuradhapura Distr., Padaviya, Antiquities Site, 20.–23.VII.1978, Krombein & all (Smithsonian Institution, Washington).

Paratypes: Sri Lanka, Trincomalee Distr., Trincomalee, China Bay Ridge Bungalow, 13.–17.V.1976, Krombein & all (2♂, 1♀); Ceylon, Anuradhapura Distr., Irrigation Bungalow, Padaviya, 180 ft., 27.II.–9.III.1970, D.Davis & W.Rowe (1♂); Sri Lanka, Puttalam Distr., Wilpattu Nat. Park, Kala Oya, 8.III.1977, M. Schneider (1♂). 2 paratypes in Smithsonian Institution, Washington, 2 paratypes in the author's collection.

*Chrysobothris polychrous* n.sp. resembles by its coloration to *C. musae* Théry (also from Ceylon) but the latter is larger (10 mm), head bears two transverse keels, whole pronotum with transverse wrinkles and a transverse depression at anterior margin. The anterior angles are sharp (obtuse in *C. polychrous* n.sp.). Elytra olive-green with four foveae (brown with copper lustre and six foveae in *C. polychrous*).

***Coraebus olexai* n. sp.**

Figs 21, 23.

A short, robust and rather flattened species; entire body black, lustrous, elytra with irregular white tomentose spots and one transverse, undulate stripe of fine white hairs before apex; frons, whole pronotum except from central part, entire lateral parts of pro- and metasternum and lateral parts of abdominal sternites covered by dense brownish tomentum (Fig.21).

Head small, narrower than anterior pronotal margin. Clypeus slightly incurved anteriorly. Frons bituberculate with deep and wide medial depression covered with tomentum; vertex almost flat; antennae short, serrate from the 4<sup>th</sup> segment, the 2<sup>nd</sup> swollen, as long as segments 3 and 4 together. Structure of head consisting of fine and sparse simple punctures on frons and fine, transverse wrinkles on vertex.

Pronotum 1.8 times as long as wide, very vaulted in central part and flattened laterally, namely at posterior angles; anterior pronotal

angles sharp, posterior angles obtuse. Anterior pronotal margin with large, rounded medial lobe, posterior margin with short but wide praescutellar lobe. Lateral pronotal margins regularly rounded, finely dentate. Maximum pronotal width behind middle. Pronotal structure consisting of fine and short transverse wrinkles which are somewhat concentric on anterior lobe. Scutellum 2.6 times as wide as long, slightly pointed apically, with fine microstructure.

Elytra uneven, 2.2 times as long as wide with well developed humeral swellings. Elytral depressions covered with short and dense, white pubescence and tomentum; apex of elytra very obtuse, almost cut and very feebly serrate. Elytral structure consisting of very fine and dense irregular puncturation without basal microstructure.

Ventral side with very fine and dense puncturation, prosternal process tapering posteriorly and pointed apically; anal sternite widely rounded, double-margined with wide and shallow apical incurvation. Legs relatively short and robust, metatibiae slightly enlarged at posterior third of outer margin and slightly serrate on apical part of inner margin. Claws smooth with large basal tooth which is almost as long as the claw itself.

Aedeagus (Fig. 23) long and slender, parameres only very slightly enlarged apically.

Length: 10.0 mm; width: 3.8 mm.

Female unknown.

Holotype ♂: India, Darjeeling Distr., Serhuke road, 30. VII. 1978, Bhakta B.

This species is named after my friend Mr. A. Olexa of Prague.

*Coraebus olexai* n. sp. belongs to the group of wide, robust and flattened species with well developed tomentose spots like *C. embriki* Obnb. and *C. melancholicus* Obnb. (from Borneo and Sumatra respectively). It differs from them by non metallic body, by its irregular elytral pattern, by having wrinkled pronotal structure and by larger size. *Coraebus olexai* n. sp. resembles in the first sight common Indian species *Polyonychus mucidus* (Chevr.) differing from it by all generic characters, of course, and by having the elytra without any discal, longitudinal keel.

***Coraebus spectabilis* n. sp.**

Figs 19, 24.

A large, prolonged and subcylindrical species; frons bright bronze, vertex blue, pronotum dark violet with golden-copper lateral margins, elytra blue-violet with bright violet lateral margins and with two trans-

verse, white and undulate stripes at posterior third; there is also one indistinct stripe at the middle of the elytra; ventral side golden green.

Head relatively small, less vaulted. Frons finely grooved medially, slightly bituberculate, vertex almost flat; frons margined anteriorly by a low carina dividing frons and clypeus. Eyes small, semielliptical, slightly projecting beyond outline of head. Structure of head consisting of fine, simple punctures. Frons with two slight and lustrous elevations. Antennae long and slender, reaching almost middle part of lateral pronotal margin, serrate from the 4<sup>th</sup> segment; each antennal segment (except of the 1<sup>st</sup> one) with several long, white hairs.

Pronotum slightly vaulted 1.8 times as wide as long with very slightly lobate anterior margin. Posterior pronotal margin twice deeply incurved with large and apically cut median lobe. Lateral margins slightly serrate almost stright only at anterior third arched. Posterior pronotal angles with fine, lustrous and sharp carina. Pronotal structure consisting (like head structure) of dense, simple punctures. Scutellum lustrous, sharply pointed apically.

Elytra subcylindrical, moderately vaulted, 3 times as long as wide; posterior third of elytra slightly acumined, apex widely rounded, finely and densely serrate. Humeral swellings small, elytral suture slightly elevate, lustrous. Elytral structure consisting of simple, dense punctuation which is denser and finer at posterior half than at anterior half.

Ventral side with fine and very dense simple puncturation and with dense and short white pubescence. Anal sternite double-margined, deeply and roundly incurved at apex. Legs rather long, mesotibiae bent and serrate on inner margin, metatibiae straight and sharply serrate on inner margin. Claws with large and sharp basal tooth which reaches behind middle of claws.

Aedeagus (Fig. 24) large and robust, spoon-shaped. Apex of parameres split, outer part hook-shaped. Ventral part of parameres with tufts of short and rigid bristles.

Length: 13.1 mm; width: 3.8 mm.

Female unknown.

Holotype ♂: O Nepal, Num-Hedangna, 1500–750–1100 m, 26.V.1980, W. Wittmer (NHM-Basel).

*Coraebus spectabilis* n.sp. belong to the *C. florentinus* (Herbst) species-group and is closely related to *C. aurofasciatus* Hope (= *C. davidi* Fairm.). *C. spectabilis* n.sp. differs from *C. aurofasciatus* first of all by its violet coloration and more slender body (*C. aurofasciatus* is more robust, golden green), by finer and denser pronotal and elytral

structure, by almost straight lateral pronotal margins (rounded in *C. aurofasciatus*), by finer and denser apical serration of elytra and by more deeply incurved anal sternite which bears concentric puncturation at each side (simple puncturation in *C. aurofasciatus*). Male genitalia of both species are similar but parameres of *C. aurofasciatus* are more enlarged laterally (Fig. 25).

***Coraeus meliboeoides* n. sp.**

Fig. 7.

Short and robust, rather vaulted species with lustrous body; entire dorsal side blue-green, ventral side black; frons and anterior pronotal angles with small spots of white tomentum; dorsal side with black, ventral side with white extremely short and sparse, almost indistinct pubescence.

Head small, frons with deep and wide longitudinal depression, almost bituberculate; eyes semielliptical, not projecting beyond outline of head; antennae short, slightly serrate from the 5<sup>th</sup> segment; antennal segments 1 and 2 swollen, the latter slightly longer than the former; structure of head consisting of fine and transversely somewhat enlarged punctures.

Pronotum very vaulted, 1.6 times as wide as long, with medially lobate anterior margin. Posterior margin twice incurved, lateral pronotal margins regularly rounded and distinctly serrate. Maximum pronotal width at middle. Pronotum bears feeble, lustrous and arched keels at posterior half of lateral margins. Pronotum with a wide and shallow posterior transverse depression which is more distinct at its lateral sides. Pronotal structure consisting of fine, simple punctures which are somewhat U-shaped and less distinct on posterior half. Scutellum as wide as long, pointed posteriorly, with fine microstructure.

Elytra wide, robust and rather vaulted, twice as long as wide. Humeral swellings small, apex of elytra very widely rounded. Apical part of elytra finely but distinctly serrate. Elytra with fine and grainy, somewhat transverse structure.

Ventral side with very fine simple and U-shaped puncturation. Prosternal process tapering posteriorly and sharply pointed apically. Metasternum deeply grooved medially. Anal sternite with shallow but wide apical incurvation. Legs short and slender, claws thin and arched with 2 large basal tooth which is far thicker and only slightly shorter than claw.

Length: 6.5 mm; width: 2.2 mm.

Male unknown.

Holotype ♀: O. Nepal, Kharikola, 15.VI.1979, Bhakta B. (NMH-Basel).

*Coraebus meliboeoides* n.sp. resembles some Palearctic species of *Meliboeus*, namely *M. robustus* Küst. but it differs, of course, by the generic characters (missing of anterior prosternal lobe). *C. meliboeoides* n.sp. is related with *C. meliboeiformis* Saund. described from the Philippines (Luzon). It differs also by the pronotal and elytral structure which is squamorugose in *C. meliboeiformis* and by its longer lateral pronotal keel. Some related species from India and China described by Obenberger (*C. fulgidus* Obnb., *C. duodecimpunctatus* Obnb.) differ from *C. meliboeoides* n.sp. by having pubescent or tomentose spots on elytra, by more lustrous body with finer structure, by more depressed frons and by having no lateral pronotal keels.

***Endelus himalayanus* n. sp.**

Figs 20, 22.

Elongate and slender bicolorous species; frons golden-green, vertex and pronotum golden-red, elytra dark blue-green; pubescence of whole body extremely short and sparse, indistinct.

Head large, frons very deeply and widely grooved, vertex almost flat. Eyes large and reniform. Inner margin of eyes and lateral margins of frons form sharp keels. Antennae short, reaching slightly behind anterior pronotal angles, serrate from the 5<sup>th</sup> segment; the 1<sup>st</sup> and 2<sup>nd</sup> segments swollen; whole head with very fine microstructure, upper part of frons and vertex also with sparse and shallow indistinct rounded punctures.

Pronotum 1.3 times as wide as long with two transverse depressions: the smaller depression immediately before middle is divided into two parts by a fine longitudinal keel, the second, larger, is situated before posterior pronotal margin and reaches the posterior pronotal angles. Anterior pronotal margin slightly lobed in the middle, posterior margin with very protruding, obtuse median lobe. Lateral pronotal margins almost rounded and very slightly serrate. Pronotal structure consisting of very fine microstructure and of a network of very fine and indistinct punctures. Scutellum small, triangular.

Elytra rather flat, 2.5 times as long as wide with well developed humeral swellings; elytra tapering at posterior third with fine but distinct apical serration, very widely rounded together at the apex; elytral structure consisting of fine microstructure and shallow but wide, indistinct transverse wrinkles.

Legs short and rather robust, tibiae enlarged and flattened at basal

half. Claws with large and obtuse basal tooth. Prosternal process slightly enlarged behind coxal cavities and pointed apically. Entire ventral side with fine microstructure, anal sternite transversely cut at apex.

Aedeagus (Fig. 22) short and robust, parameres enlarged apically.

Length: 4.4–5.3 mm (holotype: 4.5 mm); width: 1.0–1.3 mm (holotype: 1.1 mm).

Holotype ♂: India, Sikkim, Village 9 mi N Rani Pull, 800 m, 24.IV.1977, Bhakta B. (NHM-Basel).

Paratypes: same collecting data as holotype (4 ex.); India, near Kalimpong, Distr. Darjeeling, 1380 m, 9.V.1977, Sherpa Gan (5 ex.); India, Sikkim, Rani Pull, S. Gangtok, 24.IV.1977, Bhakta B. (1 ex.); India, Distr. Darjeeling, Maelli (Kalimpong), 380 m, 18.VII.1978, Bhakta B. (1 ex.). Paratypes in the NHM-Basel and in the author's collection.

*Endelus himalayanus* n.sp. belongs to *E. collaris* Saund. species-group resembling by its body shape to *E. collaris* Saund. ant to *E. similis* Desc. & Vill. It differs from *E. collaris* by its golden-red pronotum and blue elytra (both dark bronze-green in *E. collaris*), by the fine microstructure of the whole body (lustrous body without microstructure in *E. collaris*), by the narrower head which is only very slightly wider than anterior margin of pronotum (head of *E. collaris* is much wider than anterior pronotal margin) and by the dividend anterior pronotal depression (wide and undivided in *E. collaris*). Parameres of *E. himalayanus* n.sp. are more enlarged than those of *E. collaris*.

From *E. similis* it differs by the deeper and more distinct, sharp frontal groove, by the denser and more distinct pronotal microstructure, by the more slender body, by the finer elytral structure and by the transversely cut but not incurved anal sternite (deeply incurved in *E. similis*).

**Endelus wittmeri** n. sp.

Figs 17, 18.

Slender, elongated and bicolourous species: head and pronotum dark bronze, elytra dark blue; ventral side black; pubescence of whole body microscopically fine, indistinct.

Head very slightly wider than anterior pronotal margin with large, slightly reniform eyes. Clypeus slightly but widely incurved anteriorly. The inner margins of eyes and the lateral margins of frons form a sharp edge. Frons deeply and widely grooved, vertex only slightly grooved. Antennae short, serrate form the 5<sup>th</sup> segment.

Pronotum 1.5 times as wide as long, anterior margin with slight and obtuse median lobe, posterior margin twice deeply incurved. Lateral pronotal margins regularly rounded at anterior two thirds and distinctly narrowed at posterior third. Entire lateral margins very slightly serrate, posterior angles flat and almost rectangular. Pronotum with two deep and wide transverse grooves, the posterior one (along the posterior pronotal margin) is more distinct and wider than the anterior one. Structure of pronotum (like that of head) consisting only fine microstructure and indistinct shallow, superficial punctures. Scutellum very small, subcordiform.

Elytra slender, 3 times as long as wide with small humeral swellings, slightly enlarged behind middle. Apical part of elytra prolonged, slightly caudiform, each elytron obtusely rounded and indistinctly serrate at the apex. Elytral structure consisting of indistinct microstructure and of shallow, rounded and rather dense punctures.

Legs short and robust, tibiae flattened and enlarged at basal third. Claws long and slender, much bent with a large basal tooth. Ventral side of body with fine microstructure, prosternal process enlarged behind coxal cavities and pointed apically. Anal sternite widely rounded and slightly incurved in male and sharply rounded without incurvation in female.

Aedeagus (Fig. 17) short and robust, pointed apically, parameres enlarged at apical part.

Length: 4.0 mm (holotype) and 4.2 mm (allotype); width: 1.0 mm (both specimens).

Holotype ♂: India, Distr. Darjeeling, Lopchu, 1500 m, 3.V.1976, W. Wittmer (NHM-Basel).

Allotype ♀: India, Distr. Darjeeling, Lopchu, 1500 m, 9.V.1976, W. Wittmer (author's collection).

*Endelus wittmeri* n.sp. also belongs to the *E. collaris* Saund. species-group. It differs from other species by slender and less robust body, by slightly caudiform elytra and by distinctly incurved lateral pronotal margins. By its coloration it resembles the bicolourous species *E. similis* Desc. & Vill. and *E. himalayanus* n.sp. but the pronotum is simply bronze, the elytra are less metallic blue and the aedeagus is pointed apically. From *E. collaris* it differs by its coloration, by the distinct microstructure and by the narrow head which is hardly wider than the anterior pronotal margin.

**Endelus nepalensis** n. sp.

Figs 15, 16.

A small, robust and vaulted species; entire body black, head, pronotum and scutellum with very slight bronze tinge, elytra with blue lustre; ventral side black, pubescence indistinct.

Head relatively small, far narrower than anterior pronotal margin. Frons widely and deeply but not sharply grooved with one deep and slightly transverse postclypeal pit and with a very deep punctiform pit in middle of frons. Eyes small, slightly reniform, not projecting beyond outline of head. Clypeus deeply and widely incurved anteriorly, bilobate, both lobes protruding forwards. Antennae short, reaching to the first third of lateral pronotal margins, serrate from the 7<sup>th</sup> segment; first two antennal segments much swollen; structure of head consisting only of very fine microstructure.

Pronotum vaulted, 2.0 times as wide as long with a wide and deep transverse, prebasal depression and with a small postmedian transverse elevation which is narrowly interrupted in middle. Anterior pronotal margin almost straight, anterior angles obtuse, protruding forwards. Posterior pronotal margin 4 times slightly incurved with short but very wide median lobe. Lateral pronotal margins slightly serrate, rounded, enlarged at the posterior fourth. Pronotum lustrous without structure at middle part and with fine microstructure and indistinct sparse, shallow punctures at lateral margins. Scutellum triangular with fine microstructure.

Elytra slightly vaulted, 2.0–2.2 times as long as wide with well developed humeral swellings. Elytra slightly incurved laterally at anterior third and enlarged at middle. Elytra apically rounded with finely serrate margin; elytra with distinct depression between humeral swellings and scutellum. Basal part of elytra finely wrinkled, rest of elytra with structure consisting of rounded and shallow, slightly bronze punctures.

Ventral side lustrous, prosternal process as wide as long, pointed apically. Anal segment rounded and smooth at the apex; legs relatively long and robust without enlarged tibiae, tarsal segments with well developed adhesive pads; claws long, slender and very bent with large and sharp basal tooth.

Aedeagus (Fig. 16) short and rather robust, pointed apically; parameres only very slightly enlarged apically.

Sexual dimorphism undeveloped.

Length: 2.9–3.2 mm (holotype: 2.9 mm); width: 1.0–1.1 mm (holotype: 1.0 mm).

Holotype ♂: O.Nepal, Phulchoki, 1500–1700 m, 23.VI.1980, W. Wittmer (NHM-Basel).

Allotype ♀: same collecting data (NHM-Basel).

Paratypes 3♂: same collecting data (NHM-Basel and in author's collection).

*Endelus nepalensis* n.sp. belongs to the *E. lameyi* Théry species-group being similar to *E. lameyi* (from Tonkin), *E. assamensis* Obnb. and *E. janthipennis* Obnb. (both from Assam). It differs from these species by the wider and not angulate frontal groove with obtuse and rounded inner angle and from *E. lameyi* also by more acumined elytra.

**Aphanisticus sculptipennis** n. sp.

Fig. 6.

Body small, prolonged with fine microstructure and with deeply sculptured elytra; whole body dark bronze with silky lustre and with copper tinge; elytra with irregular, discal golden green or golden-purple spot.

Head with almost parallel sides, microsculptured, with several large and feeble punctures on vertex. Frons very deeply grooved with two small but deep postclypeal punctures. Eyes reniform, their inner margins forming sharp edges. Antennae short, segments 1 and 2 swollen, segments 8–11 serrate.

Pronotum 1.5–1.6 times as wide as long with almost regularly rounded lateral margins. Anterior pronotal margin with large median lobe and with very projecting lateral angles. Posterior pronotal margin lobate medially. Pronotum with very fine, silky microstructure and with three very deep transverse depressions: the posterior and anterior depressions are long and undulate, the discal (slightly postmedial) depression is short and almost triangular; near the lateral points of this triangular depression there are deep lateral impressions. Posterior pronotal angles obtuse; scutellum very small, triangular.

Elytra 2.2 times as long as wide at posterior third with several obtuse longitudinal keels on basal half and with indistinct medial keel on apical half; this apical keel reaches the outer apical spine of elytra and is connected with the lateral elytral keel slightly before apex. Apex of elytra with sutural incision, each elytron with obtuse lateral spine. Structure of elytra consisting of fine silky microstructure and of large, shallow depressions between obtuse keels on basal half of elytra; these depression are almost indistinct on apical half of elytra. Humeral swellings well developed, the maximum elytral width at posterior third.

Ventral side of body black with very fine microstructure, anal

segment widely rounded, slightly double-edged. Legs short and slender, black. Ventral pads of tarsi yellowish-brown.

Length: 3.8 mm (holotype) and 3.3 mm (paratype); width: 1.1 mm (holotype) and 1.0 mm (paratype).

Male unknown.

Holotype ♀: India, Meghalaya, Khasi Hills, Shillong, 1850–1950 m, 25.X.1978, Besuchet & Löbl (Muséum d'Histoire Naturelle, Genève).

Paratype ♀: India, Meghalaya, Khasi Hills, Pynursla, 1100 m, 29.X.1978, Besuchet & Löbl (author's collection).

*Aphanisticus sculptipennis* n. sp. belong to the *A. fossidiscus* Obnb. species-group which is characterized by deeply grooved frons and by deeply sculptured pronotum and elytra. The following species belong to this group: *A. formosanus* Obnb., *A. fossidiscus* Obnb., *A. fosulipennis* Obnb., *A. harlequin* Obnb., *A. perroti* Desc. & Vill. and *A. punctatulivertex* Obnb. *A. sculptipennis* n. sp. differs from all species mentioned above by its elytral apex with wide sutural incision and with apical, lateral, elytral spines. By its coloration it resembles *A. harlequin* and *A. punctatulivertex* (both from South China) but it differs from them (beside the elytral apex) by the more distinct elytral structure, by the almost rounded lateral pronotal margins, the lateral pronotal margins of *A. harlequin* and *A. punctatulivertex* are incurved before the posterior angles) and by the very fine, almost indistinct, puncturation of the vertex.

***Pachyschelus brancuccii* n. sp.**

Figs 8, 9, 11, 13.

Body relatively large, very flattened and enlarged; whole body completely black or elytra with very indistinct blue tinge, tarsal pads brownish-yellow; white ventral and elytral pubescence extremely short and sparse, almost indistinct.

Head small but very wide, hairless. Clypeus very feebly incurved anteriorly, frons rather deeply grooved medially with two deep lateral, postclypeal punctures. Eyes rather large, reniform, well visible from dorsal sight. Antennae short, enlarged from the 6<sup>th</sup> segment, segment 1 swollen and pear-shaped, segment 2 spherical and of the same width as segment 1. Structure of head consisting of large and shallow, rounded and sparse punctures; vertex 2.5–2.8 times as large as width of eye;

Pronotum very wide, slightly vaulted in middle and flattened laterally; lateral pronotal margins regularly rounded, anterior margin deeply and regularly incurved. Posterior pronotal margin with several shal-

low incurvations. Pronotal structure consisting of fine microstructure and large rounded but shallow and sparse punctures laterally. Middle part of pronotum lustrous, without any structure. Pronotum sometimes with two slight punctiform depressions at middle. Scutellum very large, triangular and lustrous, 1.8 times as wide as long.

Elytra wedge-shaped, 1.1 times as long as wide at posthumeral part with well developed humeral swellings and posthumeral flattened depressions. Elytra without apical serration, simply rounded apically. Elytral structure consisting of shallow, indistinct and irregular punctures which form indistinct rows on basal part of elytra. Lateral elytral margins with distinct postmedial swelling.

Ventral side lustrous with very sparse and short pubescence, abdominal segments matt; anal segment slightly acumined in male (Fig. 11) or incurved with elevated posterior margin in female (Fig. 13).

Legs short with flattened and enlarged tibiae in both sexes. Tarsal segments (except from the distal one) with large brownish-yellow adhesive pads. Claws long and sharp with large and obtuse basal tooth.

Aedeagus (Fig. 9) robust with obtuse apex, parameres enlarged at distal third with long sensory bristles.

Sexual dimorphism: ♂: somewhat smaller, anal segment slightly acumined apically (Fig. 11); ♀: somewhat larger, anal segments with elevated and incurved apical margin (Fig. 13).

Length: 3.0–3.8 mm (holotype: 3.3 mm); width: 1.9–2.3 mm (holotype: 2.1 mm).

Holotype ♂: India, Distr. Darjeeling, Lopchu, 31.V.1975, W. Wittmer (NHM-Basel)

Allotype ♀: Nepal, Godavari, 1600 m, 10.VI.1976, W. Wittmer & C. Baroni Urbani (NHM-Basel).

Paratypes 2♂ 3♀: India, Distr. Darjeeling, Lopchu, 31.V.1975, W. Wittmer (NHM-Basel and in author's collection).

This species is named after my friend Dr M. Brancucci of the Naturhistorisches Museum, Basel.

The genus *Pachyschelus* is distributed first of all in the Neotropic realm but there are several species also in South-eastern Asia. Most of the Asiatic species possess bright metallic coloration or they are distinctly bicolorous. *Pachyschelus brancuccii* n. sp. is closely related to *P. sinicus* Obnb. from China (Tien Mushan Mts.) which was described after one female. *P. sinicus* is smaller (2.3 mm), black with indistinct bronze lustre, more oval with less grooved frons; its postmedial, lateral elytral swelling is almost indistinct and the pronotal and elytral struc-

ture is distinctly finer. The principal differential character is, of course, the form of the anal segment which is prolonged and cut apically with median depression in female of *P. sinicus* (Fig. 14) and incurved with elevated margin without median depression in female of *P. brancuccii* n. sp. (Fig. 13).

***Pachyschelus similis* n. sp.**

Figs 10,12.

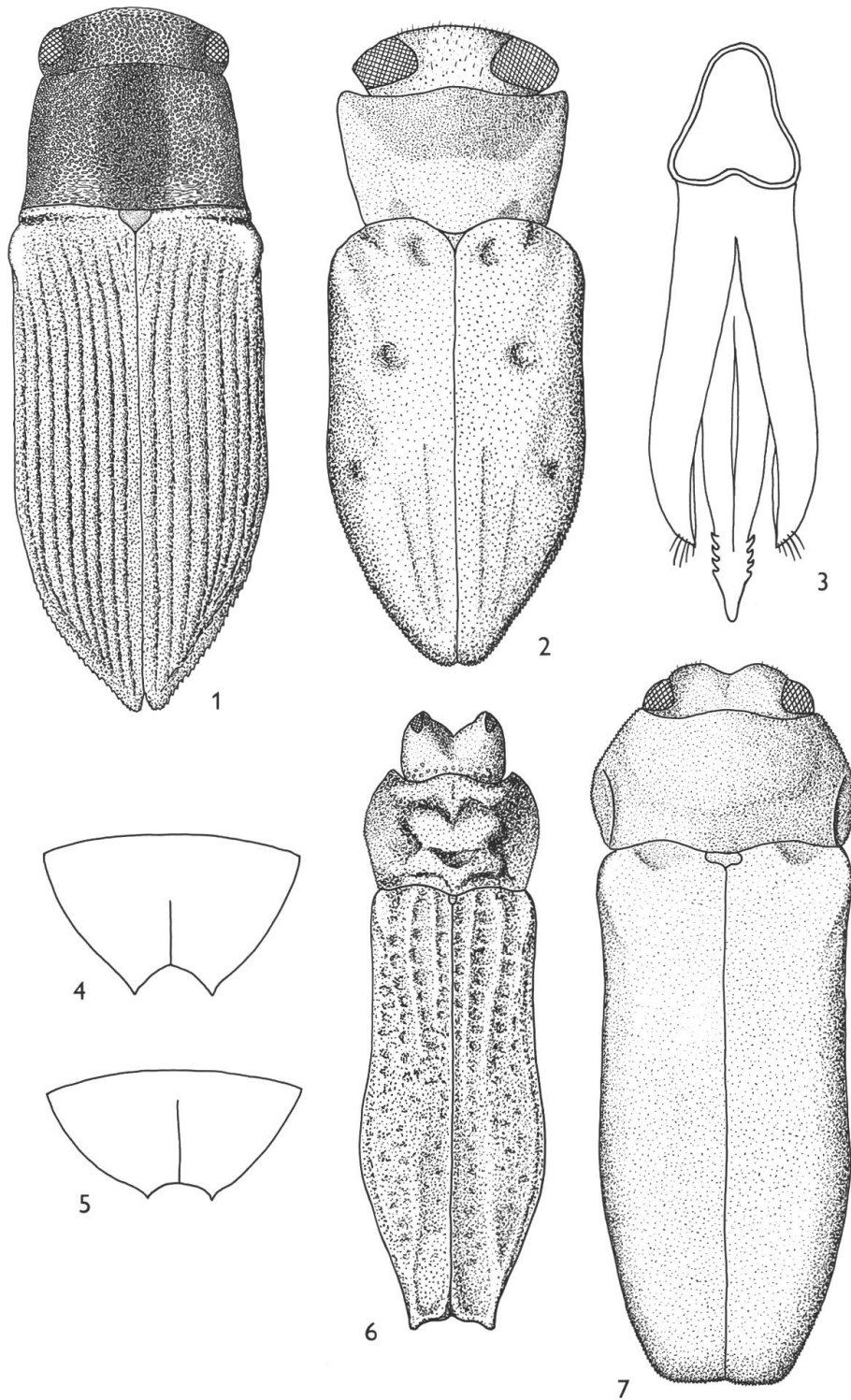
Body large, enlarged and flattened; whole body completely black only tarsal adhesive pads brown; pubescence of whole body very short and sparse, almost indistinct.

This species is very similar to *P. brancuccii* n. sp. but it differs from it by more acumined elytra, by structure of head which is composed of fine and simple sparse punctures, by almost flat frons and first of all by the form of anal segment of the female which is prolonged and bilobate with distinct sharp serration (Fig. 12).

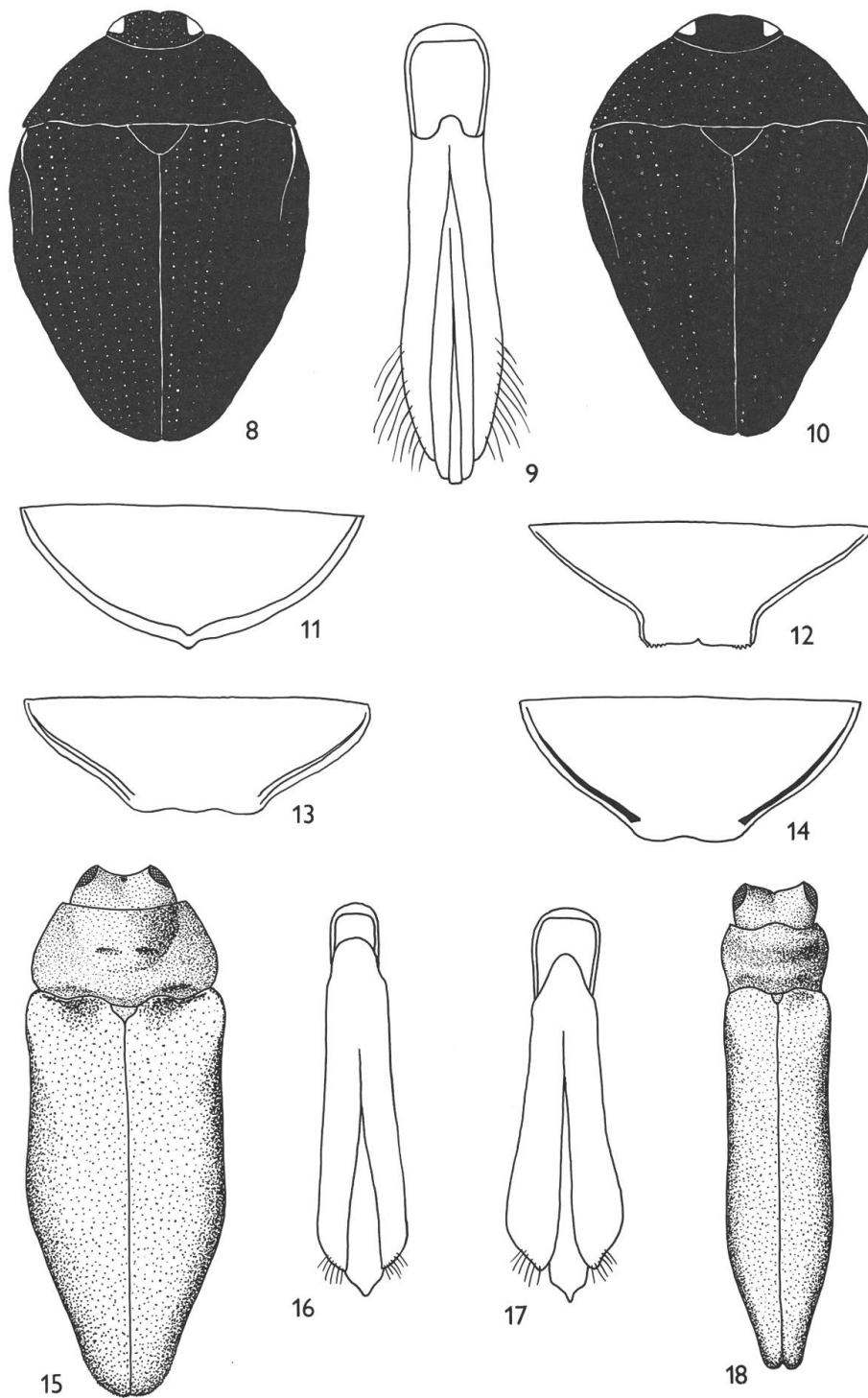
Length: 3.8 mm; width: 2.6 mm.

Holotype ♀: Nepal, Pokhara, 820 m, 15.–18.VI.1976, W. Wittmer & C. Baroni Urbani (NHM-Basel).

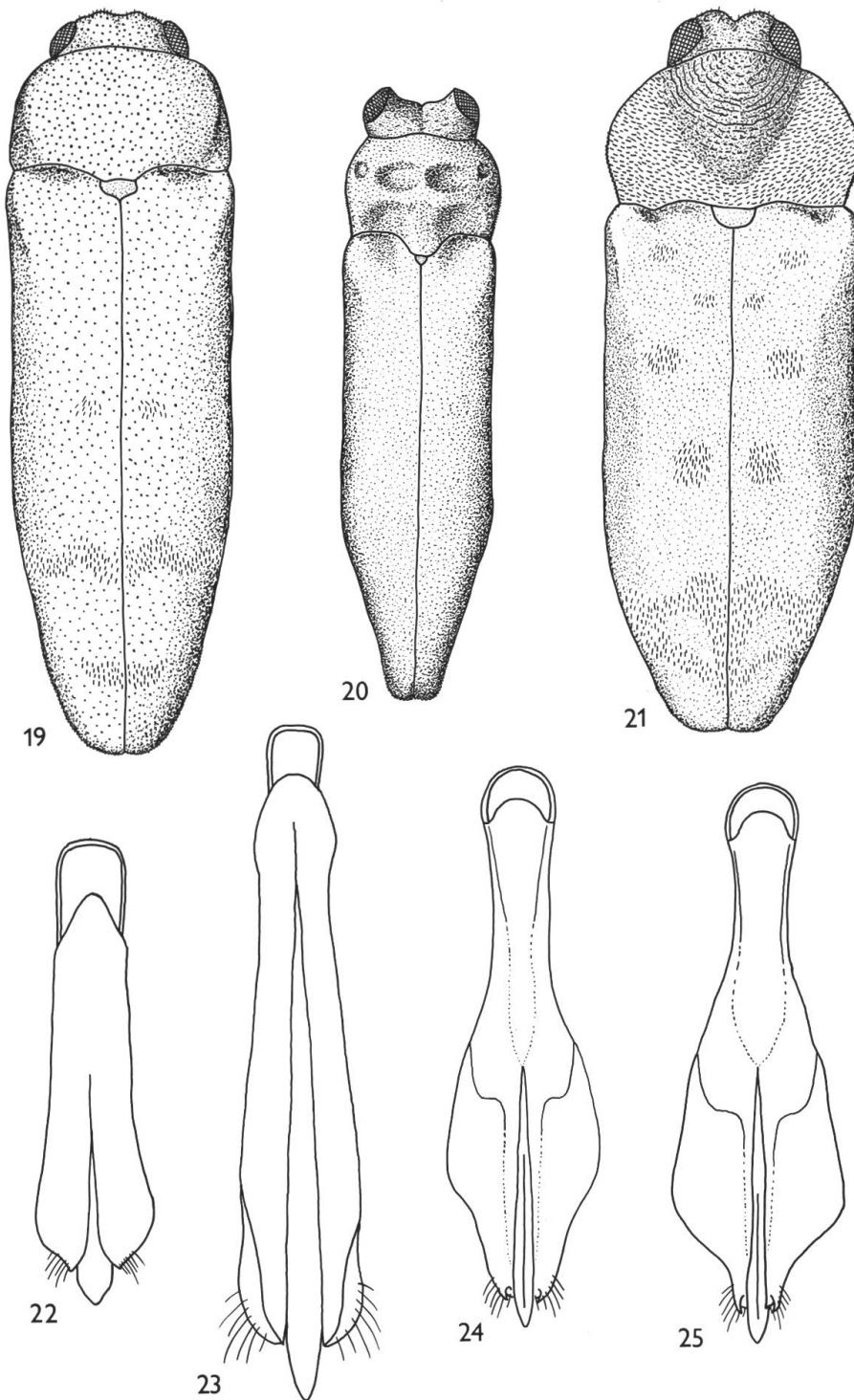
Author's address:  
Dr Svatopluk Bílý  
Dept. of Entomology  
National Museum  
Kunratice 1  
14800 Praha 4, Czechoslovakia



Figs 1–7: 1. *Philanthaxia simonae* n.sp., holotype, habitus. 2–5. *Chrysobothris* (*s.str.*) *polychrous* n.sp., holotype: 2, Habitus. 3, Aedeagus. 4, Anal segment, ♂. 5, Anal segment, ♀. 6. *Aphanisticus sculptipennis* n.sp., holotype, habitus. 7, *Coraebus meliboeoides* n.sp., holotype, habitus.



Figs 8–18: 8–9. *Pachyschelus brancuccii* n. sp.: 8, Habitus. 9, Aedeagus. 10. *P. similis* n. sp., holotype, habitus. 11. *P. brancuccii* n. sp., anal segment, ♂. 12. *P. similis* n. sp., anal segment, ♀. 13. *P. brancuccii* n. sp., anal segment, ♀. 14. *P. sinicus* Obnb., anal segment, ♀. 15–16. *Endelus nepalensis* n. sp., holotype: 15, Habitus. 16, Aedeagus. 17–18. *E. wittmeri* n. sp., holotype: 17, Aedeagus. 18, Habitus.



Figs 19–25: 19. *Coraebus spectabilis* n. sp., holotype, habitus. 20. *Endelus hamalayanus* n. sp., holotype, habitus. 21. *Coraebus olexai* n. sp., holotype, habitus. 22. *Endelus himalayanus* n. sp., aedeagus. 23. *Coraebus olexai* n. sp., aedeagus. 24. *C. spectabilis* n. sp., aedeagus. 25. *C. aurofasciatus* Hope, aedeagus.