

Zeitschrift: Annual report / International Committee of the Red Cross
Herausgeber: International Committee of the Red Cross
Band: - (1987)

Rubrik: Finance

Nutzungsbedingungen

Die ETH-Bibliothek ist die Anbieterin der digitalisierten Zeitschriften auf E-Periodica. Sie besitzt keine Urheberrechte an den Zeitschriften und ist nicht verantwortlich für deren Inhalte. Die Rechte liegen in der Regel bei den Herausgebern beziehungsweise den externen Rechteinhabern. Das Veröffentlichen von Bildern in Print- und Online-Publikationen sowie auf Social Media-Kanälen oder Webseiten ist nur mit vorheriger Genehmigung der Rechteinhaber erlaubt. [Mehr erfahren](#)

Conditions d'utilisation

L'ETH Library est le fournisseur des revues numérisées. Elle ne détient aucun droit d'auteur sur les revues et n'est pas responsable de leur contenu. En règle générale, les droits sont détenus par les éditeurs ou les détenteurs de droits externes. La reproduction d'images dans des publications imprimées ou en ligne ainsi que sur des canaux de médias sociaux ou des sites web n'est autorisée qu'avec l'accord préalable des détenteurs des droits. [En savoir plus](#)

Terms of use

The ETH Library is the provider of the digitised journals. It does not own any copyrights to the journals and is not responsible for their content. The rights usually lie with the publishers or the external rights holders. Publishing images in print and online publications, as well as on social media channels or websites, is only permitted with the prior consent of the rights holders. [Find out more](#)

Download PDF: 12.12.2025

ETH-Bibliothek Zürich, E-Periodica, <https://www.e-periodica.ch>

Owing to difficulties encountered, major ICRC operations planned in several parts of Africa could not be fully implemented in 1987. As a result special budget expenditure, which totalled 174.3 million Swiss francs including services and gifts in kind, was down by 25% compared with the previous year. A slight decrease of 2% was also recorded with respect to the activities covered by the regular budget, which came to 89.2 million Swiss francs as against 91 million in the previous year. Taken in aggregate, the regular and special budgets together amounted to 263.5 million Swiss francs in 1987. Unfortunately, the reduction in the volume of ICRC activities does not indicate a decreased need for ICRC intervention. On the contrary, several operations had to be stepped up considerably at the end of the year, bringing the special budgets for 1988 to a total of 360 million Swiss francs.

Expenditure and charges, including gifts in kind and services

	(in millions of Swiss francs)	
	1987	1986
Regular budget	89.2	91
Special budgets	174.3	233.4
Total	263.5	324.4

Expenditure by region

Figure 1

The distribution of expenditure by region shows that activities remained roughly at 1986 levels in Asia and the Pacific, the Middle East, Europe and North America. However, they decreased sharply in Africa and increased slightly in Latin America. General activities also increased by 4%.

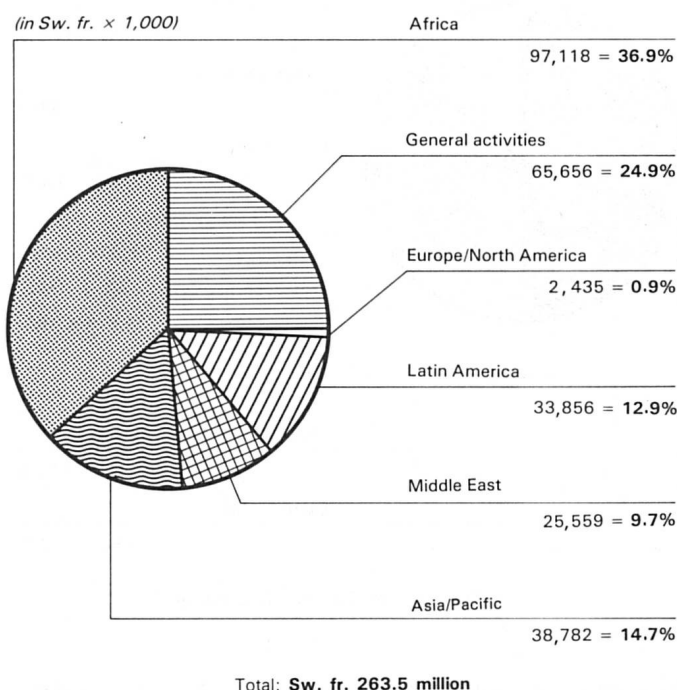
Expenditure according to type of activity

(Table III, Figure 2)

Protection activities (visits and other activities for displaced populations, separated families, and persons detained or placed in camps), and related medical relief ac-

EXPENDITURE BY REGION

(Figure 1)



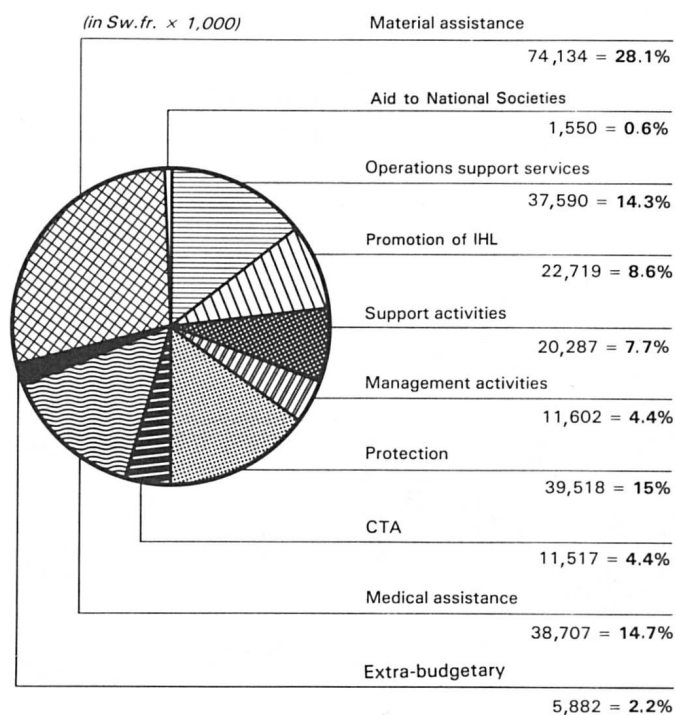
tivities increased both in absolute and in relative value compared with the previous year. Material relief, however, came to only half that of the previous year, primarily due to reduced ICRC activity in Africa.

Income and expenditure account and balance sheet (Tables I and II)

There was serious concern at the beginning of the year that expected income might fall short of regular budget requirements, mainly because of the decline of the dollar and the distinctly less favourable economic situation. Austerity measures adopted in the spring of 1987 thereupon kept expenditure about 7% below initial budget estimates, and fund-raising was stepped up. The ICRC was thus able to balance its budget at the end of the year, while setting aside the essential provision for operational

EXPENDITURE ACCORDING TO TYPE OF ACTIVITY

(Figure 2)



Total amount: Sw. fr. 263.5 million

risks and for investments and equipment, particularly computer hardware.

Cash income for the regular budget (87.8 million Swiss francs) remained stable as against 1986; although government contributions rose by 2% compared with the previous year, income received from other sources dropped proportionally.

In the special operations total of 174.3 million Swiss francs, including services and gifts in kind, the cash expenditure of 147.5 million Swiss francs was not entirely covered by contributions received in the course of the year, which came to only 129.7 million Swiss francs. The shortfall of 17.8 million was drawn from the amount carried over at the beginning of 1987, bringing it to a total of 17.9 million at the end of the year, i.e., less than one month's expenditure at the rate budgeted for 1988.

With a total of 110.6 million Swiss francs, the balance sheet shows a slight increase over the 1986 total of 107.7 million Swiss francs. This reflects an increase in building

loans (an additional 12 million Swiss francs) to finance the new construction, in provisions and funds for investments, and in supplies required by the large-scale resumption of activities in Ethiopia at year's end. The decrease under the item "Funds for current operations", sub-item "Specially financed operations" (special budgets), largely compensates for these increases.

Financing (Tables IV, V, VI)

Several missions to improve funding of the regular budget took place in 1987 to numerous donor governments throughout the world, during which the President, Committee members and ICRC staff drew the attention of the various ministries concerned to the ICRC's financing needs.

Approaches to regional organizations also continued:

□ The Council of Europe adopted a new resolution recommending that its member States should continue their efforts in support of the institution. Most member States have already acted on this resolution by substantially increasing their financial backing.

□ During its Sixth Regular Session held in March 1987 in Bogotá, the Andean Parliament, consisting of Bolivia, Colombia, Ecuador, Peru and Venezuela, also adopted a resolution in support of the ICRC. On the strength of this resolution, a number of parliamentarians from various countries approached their respective governments and stressed the need to grant the ICRC financial backing.

The Commission for the Financing of the ICRC met twice in 1987 to set the scale of voluntary contributions from National Societies for the current year.

At the end of 1987, the total amount of government contributions to the regular budget stood at 64,898,275 Swiss francs, an increase of 2,404,435 Swiss francs over the previous year. National Society contributions came to a total of 3,237,630 Swiss francs, a decrease of 71,710 Swiss francs.

Audit

The ICRC's accounts for the financial year 1987 were audited by the Société Fiduciaire Générale S.A., as certified by the letter on page 149 of this report.

As in previous years, each account for the specially financed operations was audited by the international firm of auditors Peat, Marwick, & McLintock.

The audit reports will be sent to donors in the course of 1988.

COMPARATIVE BALANCE SHEETS AS AT 31 DECEMBER 1987/1986

(Summary in thousands of Swiss francs)			(Summary in thousands of Swiss francs)		
ASSETS	1987	1986	LIABILITIES	1987	1986
CASH			SHORT-TERM LIABILITIES		
— Cash, postal cheque account, bank deposits	6,896	5,621	— Accounts payable	14,034	3,007
			— Accrued liabilities	10,086	18,295
				24,120	21,302
OTHER CURRENT ASSETS			FUNDS FOR CURRENT OPERATIONS		
— Securities	12,143	12,331	— Relief operations	501	122
— Other investments	34,263	41,497	— Specially financed operations	17,907	35,885
— Accounts receivable	2,855	2,523		18,408	36,007
— Accruals and prepaid expenses	14,405	20,143		12,715	750
	63,666	76,494	LONG-TERM LIABILITIES		
FIXED ASSETS			PROVISIONS		
— Buildings	23,517	11,558	— For operational risks	15,700	12,970
— Relief supplies	711	703	— For staff commitments	4,771	2,934
— Furniture and equipment	5,018	3,486	— For work in progress or to be undertaken	3,017	2,740
	29,246	15,747	— For investments in real-estate and maintenance thereof	12,161	12,787
ADVANCES TO DELEGATIONS	10,777	9,849	— Fund for investing in equipment • Available	3,416	3,602
			• Appropriated	4,900	3,309
OPERATIONS WITH TEMPORARY DEFICIT FINANCING	56	—		43,965	38,342
			CAPITAL RESERVE FUNDS		
BALANCE SHEET TOTALS	110,641	107,711	— Carry forward	60	744
FUNDS IN TRUST			— Excess income	123	316
— Trust funds in banks	176	179		183	1,060
OVERALL TOTALS	110,817	107,890	— General reserve	11,250	10,250
				11,433	11,310
			BALANCE SHEET TOTALS	110,641	107,711
			FUNDS IN TRUST		
			—	176	179
			OVERALL TOTALS	110,817	107,890

SUMMARY STATEMENT OF INCOME

EXPENDITURE (in Swiss Francs)	IN CASH			CONTRIBUTIONS IN KIND AND/OR SERVICES USED
	Budget structure		Total	
	Regular	Special		
Director General, Legal Adviser, "Organization and Systems"	1,257,140**		1,257,140	
Secretariat of the Assembly and the Executive Board	1,541,182		1,541,182	
Management Controller	146,235		146,235	
	2,944,557		2,944,557	
OPERATIONS				
Management of Operations	1,050,354		1,050,354	
Medical Division	2,026,107		2,026,107	
Detention Service	940,443		940,443	
International Organizations Division	1,884,794		1,884,794	
Support Services	1,912,526		1,912,526	
Relief Division	1,830,127		1,830,127	
Zones:				
Europe and North America	267,783		267,783	—
Africa	3,561,059	77,463,970	81,025,029	16,092,622
Asia-Pacific	3,955,127	30,274,355	34,229,482	4,552,238
Middle East	6,882,792	17,320,434	24,203,226	1,355,877
Latin America	4,850,137	22,408,156	27,258,293	6,698,258
Central Tracing Agency	4,673,696		4,673,696	
	33,834,945	147,466,915	181,301,860	28,698,995*
Department of Financial and Administrative Affairs	15,463,569**		15,463,569	
Personnel Department	8,062,973		8,062,973	
Principles and Law Department	5,447,519		5,447,519	
Information Department	14,642,288		14,642,288	
OTHER ACTIVITIES				
Carried out by the ICRC:				
Staff training	663,065		663,065	
Delegates in reserve	116,590		116,590	
Under ICRC auspices:				
International Tracing Service, Arolsen	282,862		282,862	
	1,062,517		1,062,517	
Carry forward	81,458,368	147,466,915	228,925,283	28,698,995

* Including Sw. fr. 1,870,640 for the regular budget.

** Including, exceptionally, building and conversion costs.

INCOME (in Swiss Francs)	IN CASH			CONTRIBUTIONS IN KIND AND/OR SERVICES USED
	Budget structure		Total	
	Regular	Special		
GOVERNMENT CONTRIBUTIONS				
— Governments	63,431,555	116,440,018	179,871,573	4,705,882
— Canton/City of Geneva	1,750,000	225,000	1,975,000	—
— EEC	—	4,664,391	4,664,391	13,228,738
	65,181,555	121,329,409	186,510,964	17,934,620
CONTRIBUTIONS FROM NATIONAL SOCIETIES	3,238,232	8,061,118	11,299,350	10,405,600
CONTRIBUTIONS FROM PRIVATE SOURCES				
— Support association	380,000		380,000	
— Swiss companies	110,760		110,760	
— Gifts and legacies	2,959,232		2,959,232	
— Fund-raising campaign in Switzerland	229,462		229,462	
— Other income	—	324,258	324,258	358,775
	3,679,454	324,258	4,003,712	358,775
FINANCIAL INCOME AND MISCELLANEOUS				
— Investments, portfolios and foundations	1,890,068		1,890,068	
— Appropriation of provisions	204,912		204,912	
— Excess income carried forward from 1986	1,500,000		1,500,000	
— Adjustment for previous financial years/other income	2,260,347		2,260,347	
— Relief operations:				
•Miscellaneous income	1,520,953		1,520,953	
	7,376,280		7,376,280	
Carry forward	79,475,521	129,714,785	209,190,306	28,698,995

SUMMARY STATEMENT OF INCOME

EXPENDITURE (in Swiss Francs)	IN CASH			CONTRIBUTIONS IN KIND AND/OR SERVICES USED
	Budget structure		Total	
	Regular	Special		
Brought forward	81,458,368	147,466,915	228,925,283	28,698,995
OTHER EXPENDITURE				
Allocation to provisions for operational risks	2,746,000		2,746,000	
Allocation to various provisions for work in progress and staff commitments	1,620,012		1,620,012	
Allocation to the Fund for investments in equipment	1,400,000		1,400,000	
Adjustment for previous financial years; other expenditure	115,806		115,806	
	5,881,818		5,881,818	
BROUGHT FORWARD				
Programmes to be implemented as from 1988	381,438		381,438	
RESULT				
Excess income over expenditure	123,717		123,717	
TOTAL	87,845,341	147,466,915	235,312,256	28,698,995

AND EXPENDITURE/CHARGES IN 1987

TABLE II (cont'd)

INCOME (in Swiss Francs)	IN CASH			CONTRIBU- TIONS IN KIND AND/OR SERVICES USED
	Budget structure		Total	
	Regular	Special		
Brought forward	79,475,521	129,714,785	209,190,306	28,698,995
TRANSFERRED FROM SPECIAL BUDGET	8,369,820		8,369,820	
BROUGHT FORWARD Excess expenditure deducted from funds for specially financed operations		17,752,130	17,752,130	
TOTAL	87,845,341	147,466,915	235,312,256	28,698,995

EXPENDITURE IN 1987 ACCORDING TO TYPE OF ACTIVITY

(including gifts in kind and services)

(in thousands of Swiss francs)

TYPE OF ACTIVITY		Regular budget and extrabudgetary expenses	Special budgets	TOTAL	%
1.	OPERATIONAL ACTIVITIES				
1.1.	PROTECTION ACTIVITIES for the victims of conflicts or internal disturbances, prisoners of war, political detainees, refugees, displaced civilians.				
	EUROPE/NORTH AMERICA	551	—	551	
	AFRICA	2,899	7,752	10,651	
	ASIA/PACIFIC	3,723	3,562	7,285	
	MIDDLE EAST	6,193	4,448	10,641	
	LATIN AMERICA	4,422	5,028	9,450	
	HEADQUARTERS	940	—	940	
		18,728	20,790	39,518	15.0
1.2.	CENTRAL TRACING AGENCY Registration of prisoners of war and political detainees. Tracing missing persons, issuing attestations of captivity, forwarding family messages, training National Societies in these activities.				
	EUROPE/NORTH AMERICA (including the ICRC mandate at the International Tracing Service, Arolsen, Federal Republic of Germany)	1,277	—	1,277	
	AFRICA	419	736	1,155	
	ASIA/PACIFIC	313	2,012	2,325	
	MIDDLE EAST	565	2,868	3,433	
	LATIN AMERICA	317	972	1,289	
	HEADQUARTERS	2,038	—	2,038	
		4,929	6,588	11,517	4.4
1.3.	MEDICAL ASSISTANCE				
	EUROPE/NORTH AMERICA		—	—	
	AFRICA		10,589	10,589	
	ASIA/PACIFIC (including INDSEC)	143	16,588	16,731	
	MIDDLE EAST		3,659	3,659	
	LATIN AMERICA	76	4,576	4,652	
	HEADQUARTERS	3,076	—	3,076	
		3,295	35,412	38,707	14.7
1.4.	MATERIAL ASSISTANCE, RELIEF SUPPLIES, including transport.				
	EUROPE/NORTH AMERICA		—	—	
	AFRICA		53,357	53,357	
	ASIA/PACIFIC	89	3,154	3,243	
	MIDDLE EAST	964	2,235	3,199	
	LATIN AMERICA	1,789	10,716	12,509	
	HEADQUARTERS	1,830	—	1,830	
		4,672	69,462	74,134	28.1
1.5.	AID TO NATIONAL RED CROSS AND RED CRESCENT SOCIETIES				
	EUROPE/NORTH AMERICA		—	—	
	AFRICA		1,046	1,046	
	ASIA/PACIFIC		316	316	
	MIDDLE EAST		—	—	
	LATIN AMERICA		188	188	
	HEADQUARTERS		—	—	
		—	1,550	1,550	0.6
	Carry forward	31,624	133,802	165,426	

EXPENDITURE IN 1987 ACCORDING TO TYPE OF ACTIVITY

(including gifts in kind and services)

(in thousands of Swiss francs)

TYPE OF ACTIVITY		Regular budget and extrabudgetary expenses	Special budgets	TOTAL	%
	Brought forward	31,624	133,802	165,426	
1.6.	PROMOTION OF INTERNATIONAL HUMANITARIAN LAW Affirmation, dissemination, development of relations with governments and National Societies. Seminars and conferences for government officials, academic circles, armed forces and National Societies. Missions abroad. Dissemination of knowledge of principles and missions to promote ratification of the Additional Protocols.				
	AFRICA	567	1,405	1,972	
	ASIA/PACIFIC		965	965	
	MIDDLE EAST		15	15	
	LATIN AMERICA		518	518	
	HEADQUARTERS, including EUROPE/NORTH AMERICA	19,249	—	19,249	
		19,816	2,903	22,719	8.6
2.	OPERATIONAL SUPPORT FOR DELEGATIONS		37,590	37,590	14.3
3.	SUPPORT ACTIVITIES AT ICRC HEADQUARTERS AND IN THE FIELD				
3.1.	GENERAL POLICY AND MANAGEMENT OF OPERATIONS AND ACTIVITIES	2,128		2,128	
3.2.	PERSONNEL — staff administration and staff management at headquarters	3,743		3,743	
	— recruitment, management and co-ordination of staff movements in the field	3,168		3,168	
	— staff training expenses	1,932		1,932	
3.3.	ICRC FUND-RAISING ACTIVITIES from governments, National Societies and other donors	1,327		1,327	
3.4.	SUPPORT SERVICES FOR OPERATIONS Telecommunications, CTA data processing, translations, text processing	7,989		7,989	
		20,287		20,287	7.7
4.	MANAGEMENT ACTIVITIES				
4.1.	FINANCIAL MANAGEMENT, ACCOUNTS	2,427		2,427	
4.2.	AUDITING OF ACCOUNTS	93		93	
4.3.	PUBLICATIONS, TRANSMISSION OF INFORMATION, RECORDS	3,303		3,303	
4.4.	SUPPLIES, UPKEEP OF BUILDINGS AND INSTALLATIONS	2,237		2,237	
4.5.	GENERAL SERVICES AND ADMINISTRATION	3,542		3,542	
		11,602		11,602	4.4
5.	SPECIAL EXTRABUDGETARY EXPENSES				
5.1.	ALLOCATION TO THE PROVISIONS FOR OPERATIONAL RISKS	2,746		2,746	
5.2.	ALLOCATION TO VARIOUS PROVISIONS FOR WORK IN PROGRESS AND STAFF COMMITMENTS	1,620		1,620	
5.3.	ALLOCATION TO THE FUND FOR INVESTMENTS IN EQUIPMENT	1,400		1,400	
5.4.	OTHER EXPENSES	116		116	
		5,882		5,882	2.2
	TOTAL FOR ALL ACTIVITIES	89,211	174,295	263,506	100.0

CONTRIBUTIONS FROM GOVERNMENTS IN 1987

(in Swiss francs)

COUNTRIES (in French alphabetical order)	Budget			TOTAL	Contributions in kind and/or services
	Regular		Special		
	Regular contributions	For previous years			
South Africa	37,420			37,420	
Germany (Federal Republic of)	903,100		9,341,400	10,244,500	125,075
Angola	15,325			15,325	
Saudi Arabia	500,000*			500,000	
Argentina	39,325*	35,880		75,205	
Australia	367,335		1,448,999	1,816,334	
Austria	230,770			230,770	
Bahamas	7,540			7,540	
Bangladesh	33,660			33,660	
Barbados	1,460			1,460	
Belgium	150,000*			150,000	
Burma	13,000			13,000	
Botswana	890			890	
Brazil	15,990	14,875		{ 40,875	
Brazil	10,010*				
Bulgaria	10,000			10,000	
Canada	1,079,675		7,659,904	8,739,579	997,679
Chile	6,500			{ 26,000	
Chile	19,500*				
China	320,000			320,000	
Cyprus	26,000	25,000		51,000	
Colombia	107,420	15,155		122,575	
Korea (Republic of)	185,625			185,625	
Costa Rica	21,850			21,850	
Côte d'Ivoire		22,950		22,950	
Cuba	7,500			7,500	
Denmark	772,710		4,983,324	5,756,034	
Djibouti	14,500	10,775		25,275	
Egypt	80,000*			80,000	
Spain	238,775			238,775	
United States of America	6,918,750		38,116,599	45,035,349	464,421
Ethiopia	15,410			15,410	
Fiji	11,850			11,850	
Finland	511,980		3,870,077	4,382,057	933,781
France	1,554,800		1,563,900	3,118,700	
Greece	183,400			183,400	
Honduras	1,500*	1,500		3,000	
Hungary	15,445			15,445	
Indonesia	87,635	(6,360)		81,275	33,000
Ireland	120,250		151,215	271,465	
Iceland	40,000			40,000	
Italy	2,832,380		2,265,903	5,098,283	70,000
Japan	1,304,655		3,328,299	4,632,954	
Jordan	43,875			43,875	
Kuwait	400,000			400,000	
Lebanon		1,445		1,445	
Liechtenstein	85,000			85,000	
Luxembourg	9,740	(55,930)		(46,190)	
Madagascar	535			535	
Malaysia	32,585			32,585	
Malta	2,650			2,650	
Morocco	10,160	15,440		25,600	
Mexico	80,105			80,105	
Monaco	25,000			25,000	
Nepal	4,000			4,000	
Carry forward	19,507,585	80,730	72,729,620	92,317,935	2,623,956

* Contributions expected for a total of Swiss francs 877,655

CONTRIBUTIONS FROM GOVERNMENTS IN 1987

TABLE IV

(in Swiss francs)

COUNTRIES (in French alphabetical order)	Budget			TOTAL	Contributions in kind and/or services
	Regular		Special		
	Regular contributions	For previous years			
Brought forward	19,507,585	80,730	72,729,620	92,317,935	2,623,956
Nigeria	1,310			1,310	
Norway	439,405		2,408,909	2,848,314	
New Zealand	161,440		110,987	272,427	
Pakistan	10,000	14,050		24,050	
Panama	9,685			9,685	
Netherlands	509,045		4,101,719	4,610,764	962,000
Philippines	24,070	24,510		48,580	
Poland	60,000			60,000	
Portugal	72,600	12,600	68,001	153,201	
German Democratic Republic	5,000			5,000	
United Kingdom	585,960		13,439,699	14,025,659	
Rwanda	15,460			15,460	
San Marino	14,425			14,425	
El Salvador		21,255		21,255	
Saint Vincent and the Grenadines	6,540			6,540	
Sweden	946,800		11,807,083	12,753,883	
Switzerland	40,450,000		11,774,000	52,224,000	1,119,926
Czechoslovakia	100,000			100,000	
Thailand	22,230			22,230	
Togo	4,685			4,685	
Tonga	6,470			{ 13,970	
Tonga	7,320*				
Tunisia	11,855			11,855	
Turkey	60,000*	59,850		119,850	
Uruguay	26,300			26,300	
Venezuela	63,060	70,285		133,345	
Viet Nam	1,500			1,500	
Yugoslavia	10,000			10,000	
Zimbabwe	15,530			15,530	
TOTAL	63,148,275	283,280	116,440,018	179,871,573	4,705,882
Canton/City of Geneva	1,750,000		225,000	1,975,000	
EEC emergency aid			4,664,391	4,664,391	
EEC food aid				0	13,228,738
OVERALL TOTAL	64,898,275	283,280	121,329,409	186,510,964	17,934,620

CONTRIBUTIONS FROM

(in Swiss francs)

COUNTRIES (in French alphabetical order)	Budget			TOTAL	Contributions in kind and/or services			
	Regular		Special					
	Regular contributions	For previous years						
Afghanistan	11,970	(568)	1,117,791	11,970	464,552			
South Africa				(568)				
Germany (Federal Republic of)	464,760			325,522		790,282	1,080,853	
Australia	153,830			139,223		293,053	283,951	
Austria	43,160			190,000		233,160	27,526	
Bahamas	3,230					3,230		
Bangladesh	3,230					3,230		
Barbados	1,570					1,570		
Belgium	59,390					59,390		
Bulgaria	6,250					6,250		
Canada	57,220							
Cape Verde	1,570							
Chile	12,910							
China	103,280							
Colombia	16,320							
Korea (Republic of)	45,190							
Costa Rica	1,200							
Cuba							0	3,120
Denmark	58,100					463,317	521,417	664,202
Egypt						51,974	51,974	
Spain	134,330			134,330	50,467			
United States of America	357,500*		3,997	361,497				
Ethiopia	9,680			9,680				
Fiji	1,345			1,345				
Finland	16,575		641,850	658,425	2,014,136			
France	229,270		23,650	252,920	253,525			
Haiti	1,300			1,300				
Honduras	6,635			6,635				
Hungary	19,170			19,170				
Iraq	15,490			15,490				
Iran	61,320			61,320	1,474			
Ireland	11,620		6,577	18,197	118,842			
Iceland			10,000	10,000	116,400			
Italy	101,700		57,500	159,200	628,122			
Japan	451,850		698,486	1,150,336	12,210			
Lebanon	6,460			6,460				
Liberia		330		330				
Carry forward	2,467,425	(238)	3,729,887	6,197,074	5,719,380			

* Contribution expected.

NATIONAL SOCIETIES FOR 1987

TABLE V

(in Swiss francs)

COUNTRIES (in French alphabetical order)	Budget			TOTAL	Contributions in kind and/or services
	Regular		Special		
	Regular contributions	For previous years			
Brought forward	2 467 425	(238)	3 729 887	6 197 074	5 719 380
Liechtenstein			23,533	23,533	
Luxembourg	22,590		10,000	32,590	
Malaysia	7,100		4,444	11,544	
Morocco	1,795			1,795	
Mauritius	1,940			1,940	
Monaco	14,200		18,960	33,160	
Nepal	1,000			1,000	
Norway			20,777	20,777	521,067
New Zealand	27,600		85,302	112,902	601,613
Pakistan	14,200			14,200	
Panama	7,600			7,600	
Paraguay	1,000			1,000	
Netherlands	69,715		100,000	169,715	351,058
Peru		840		840	
Poland	45,190			45,190	269,527
Portugal	16,320			16,320	,122,912
Qatar	1,995			1,995	
German Democratic Republic	10,000			10,000	
United Kingdom	216,240		1,150,178	1,366,418	889,186
Senegal	6,460			6,460	
Singapore	2,630		2,124	4,754	
Sweden	128,200		2,915,913	3,044,113	1,035,459
Switzerland	76,810			76,810	528,620
Suriname	650			650	
Czechoslovakia	8,000			8,000	
Thailand	50,000			50,000	
Trinidad and Tobago	5,160			5,160	
Uruguay	2,000			2,000	
USSR	16,000			16,000	
Venezuela	2,830			2,830	
Viet Nam	7,980			7,980	
Yugoslavia	5,000			5,000	
SUB-TOTAL	3,237,630	602	8,061,118	11,299,350	10,038,822
LRCS				0	366,778
OVERALL TOTAL	3,237,630	602	8,061,118	11,299,350	10,405,600

CONTRIBUTIONS FOR

(in Swiss francs)

DONORS (in French alphabetical order)	AFRICA	ASIA					TOTAL
	General appeal	Kampuchea Thailand	Indonesia	Philippines	Victims of Afghan conflict	Viet Nam ex-Indsec	
Governments							
Germany (Federal Republic of)	4,225,000		167,400	1,069,500	576,300		1,813,200
Australia	794,584		109,065	218,140	109,070		436,275
Canada	2,944,808	810,654	30,877	490,063	550,176		1,881,770
Denmark	2,164,924	433,600		216,800	867,200		1,517,600
United States of America	25,892,689	1,996,000			2,986,660		4,982,660
Finland	2,369,271			168,245			168,245
France	481,200	30,075		30,075	120,300		180,450
Ireland	142,295						
Italy	1,019,655	56,648		56,648	283,238		396,534
Japan	200,000	2,614,499		313,800			2,928,299
Norway	453,515	440,898		432,713			873,611
New Zealand				45,375			45,375
Netherlands	1,179,550			980,505	147,663		1,128,168
Portugal	68,001						
United Kingdom	8,560,000			73,575	1,671,199		1,744,774
Sweden	6,031,536			888,993	452,000		1,340,993
Switzerland	4,500,000			1,500,000	1,000,000		2,500,000
SUB-TOTAL	61,027,028	6,382,374	307,342	6,484,432	8,763,806		21,937,954
Canton/City of Geneva							
EEC emergency aid	1,950,717						
EEC food aid							
SUB-TOTAL	1,950,717						
TOTAL to carry forward	62,977,745	6,382,374	307,342	6,484,432	8,763,806		21,937,954

SPECIALLY FINANCED OPERATIONS IN 1987

TABLE VI

(in Swiss francs)

MIDDLE EAST			LATIN AMERICA	TOTAL	DONORS (in French alphabetical order)
Lebanon	Iran/Iraq	TOTAL	Central America		
580,900	662,700	1,243,600	2,059,600	9,341,400	Governments
109,070		109,070	109,070	1,448,999	Germany (Federal Republic of)
834,658	888,297	1,722,955	1,110,371	7,659,904	Australia
216,800	433,600	650,400	650,400	4,983,324	Canada
1,696,875		1,696,875	5,544,375	38,116,599	Denmark
	342,493	342,493	990,068	3,870,077	United States of America
360,900	300,750	661,650	240,600	1,563,900	Finland
	8,920	8,920		151,215	France
283,238	283,238	566,476	283,238	2,265,903	Ireland
	200,000	200,000		3,328,299	Italy
	432,713	432,713	649,070	2,408,909	Japan
42,925	22,687	65,612		110,987	Norway
147,663	369,157	516,820	1,277,181	4,101,719	New Zealand
				68,001	Netherlands
974,750	976,000	1,950,750	1,184,175	13,439,699	Portugal
990,000	1,187,931	2,177,931	2,256,623	11,807,083	United Kingdom
1,184,000	1,400,000	2,584,000	2,190,000	11,774,000	Sweden
					Switzerland
7,421,779	7,508,486	14,930,265	18,544,771	116,440,018	SUB-TOTAL
225,000		225,000		225,000	Canton/City of Geneva
2,058,737		2,058,737	654,937	4,664,391	EEC emergency aid
					EEC food aid
2,283,737		2,283,737	654,937	4,889,391	SUB-TOTAL
9,705,516	7,508,486	17,214,002	19,199,708	121,329,409	TOTAL to carry forward

CONTRIBUTIONS FOR

(in Swiss francs)

DONORS <i>(in French alphabetical order)</i>	AFRICA	ASIA					
	General appeal	Kampuchea Thailand	Indonesia	Philippines	Victims of Afghan conflict	Viet Nam ex-Indsec	TOTAL
Brought forward	62,977,745	6,382,374	307,342	6,484,432	8,763,806		21,937,954
National Societies							
Germany (Federal Republic of)				69,445	2,522		71,967
Australia	47,376		819	31,278			32,097
Austria	50,000			30,000	80,000		110,000
Canada	667,589	1,877	4,974	5,271	4,149		16,271
Denmark	220,627	44,126		22,063	44,125		110,314
Egypt					51,974		51,974
United States of America		1,024			1,366		2,390
Finland				95,700			95,700
France	23,650						
Ireland	6,577						
Iceland	10,000						
Italy	57,500						
Japan	546,990				151,496		151,496
Liechtenstein	22,733				800		800
Luxembourg	10,000						
Malaysia	4,444						
Monaco	18,960						
Norway		427	20,350				20,777
New Zealand	4,512			40,395			40,395
Netherlands	100,000						
United Kingdom	882,606	12,362	4,910	26,496	12,363		56,131
Singapore		2,124					2,124
Sweden	1,167,542			93,578	946,000		1,039,578
TOTAL	3,841,106	61,940	31,053	414,226	1,294,795		1,802,014
Miscellaneous							
Various	26,909	3,021		1,021	62,030		66,072
Invoices			143,939				143,939
Other income						37,870	37,870
TOTAL	26,909	3,021	143,939	1,021	62,030	37,870	247,881
OVERALL TOTAL	66,845,760	6,447,335	482,334	6,899,679	10,120,631	37,870	23,987,849

TABLE VI (cont'd)

(in Swiss francs)

MIDDLE EAST			LATIN AMERICA	TOTAL	DONORS (in French alphabetical order)
Lebanon	Iran/Iraq	TOTAL	Central America		
9,705,516	7,508,486	17,214,002	19,199,708	121,329,409	Brought forward
					National Societies
	45,220	45,220	208,335	325,522	Germany (Federal Republic of)
17,465	20,902	38,367	21,383	139,223	Australia
			30,000	190,000	Austria
3,321	423,504	426,825	7,106	1,117,791	Canada
22,063	44,125	66,188	66,188	463,317	Denmark
				51,974	Egypt
1,607		1,607		3,997	United States of America
	227,150	227,150	319,000	641,850	Finland
				23,650	France
				6,577	Ireland
				10,000	Iceland
				57,500	Italy
				698,486	Japan
				23,533	Liechtenstein
				10,000	Luxembourg
				4,444	Malaysia
				18,960	Monaco
				20,777	Norway
			40,395	85,302	New Zealand
				100,000	Netherlands
89,010	26,003	115,013	96,428	1,150,178	United Kingdom
				2,124	Singapore
110,000	118,793	228,793	480,000	2,915,913	Sweden
243,466	905,697	1,149,163	1,268,835	8,061,118	TOTAL
					Miscellaneous
2,546		2,546	46,922	142,449	Various
				143,939	Invoices
				37,870	Other income
2,546		2,546	46,922	324,258	TOTAL
9,951,528	8,414,183	18,365,711	20,515,465	129,714,785	OVERALL TOTAL

MOVEMENT OF FUNDS FOR SPECIALLY FINANCED OPERATIONS IN 1987

(in Swiss francs)

	FINANCIAL MOVEMENTS					Contributions in kind and/ or services
	Balances carried forward from 1986	Expenditure**	Receipts	Transfers	Balances at 31.12.1987	
SPECIALLY FINANCED OPERATIONS						
AFRICA						
— General appeal	17,708,349	(84,146)	77,463,970	66,845,760	7,005,993	16,092,622
ASIA AND THE PACIFIC						
— Kampuchea-Thailand	7,253,455		10,604,996	6,447,335	3,095,794	2,304,030
— Victims of Afghan conflict	3,627,032		12,309,225	10,120,631	1,438,438	2,054,152
— Indonesia	508,478		1,046,788	482,334	(55,976)	33,000
— Philippines	236,048	(13,717)	6,213,851	6,899,679	908,159	161,056
— Viet Nam, ex-Indsec	962,776		99,495	37,870	901,151	—
	12,587,789	(13,717)	30,274,355	23,987,849	6,287,566	4,552,238
MIDDLE EAST						
— Lebanon	977,270		8,947,612	9,951,528	1,981,186	1,080,861
— Iraq-Iran	905,601		8,372,822	8,414,183	946,962	1,518
	1,882,871		17,320,434	18,365,711	2,928,148	1,082,379
LATIN AMERICA						
— Central America	3,705,615	(183,714)	22,408,156	20,515,465	1,629,210	5,101,116
TOTAL	35,884,624	(281,577)	147,466,915	129,714,785	17,850,917*	26,828,355

* As set out in the balance sheet:

Liabilities — specially financed operations Sw. fr. 17,906,893

Assets — operations with temporary deficit financing Sw. fr. 55,976

** Adjustment for contributions received in previous financial years.

SPECIAL FUNDS

FOUNDATION FOR THE INTERNATIONAL COMMITTEE OF THE RED CROSS

BALANCE SHEET AS AT 31 DECEMBER 1987

ASSETS		LIABILITIES	
	Swiss francs		Swiss francs
Securities: (market value: 1,493,120 Swiss francs)	1,749,433.98	Inalienable capital	1,391,627.52
Banks	15,385.52	Inalienable reserve:	
Federal Tax Administration, Bern		— Brought forward	
(withholding tax)	15,671.25	from 1986	325,869.—
		— Statutory allocation from	
		net revenue in 1987	9,449.—
			335,318.—
			1,726,945.52
		International Committee of	
		the Red Cross, current account	53,545.23
			1,780,490.75
	<u>1,780,490.75</u>		<u>1,780,490.75</u>

RECEIPTS AND EXPENDITURE ACCOUNT FOR 1987

EXPENDITURE		RECEIPTS	
	Swiss francs		Swiss francs
Audit fees	730.—	Income from securities	64,872.05
Charges on purchase of securities	11,304.62	Net agio on purchase and sale of	
Safekeeping charges for securities	1,232.20	securities	11,389.—
	<u>13,266.82</u>		<u>76,261.05</u>

RESULT

Excess of receipts over expenditure in 1987 62,994.23

STATUTORY ALLOCATIONS

(1) Statutory allocation to inalienable reserve: 15% of net revenue (Article 8 of the Statutes)	9,449.—
(2) Statutory allocation to the ICRC of balance of net revenue, after statutory allocation to the inalienable reserve (Article 7 of the Statutes)	53,545.23
Total	<u>62,994.23</u>

ESTABLISHED

1 May 1931

OBJECT

To help the International Committee of the Red Cross to continue in complete independence the humanitarian activities which, in accordance with its Statutes, it carries out in time of peace as in time of war.

ADMINISTRATION

A Council composed of:

- two members nominated by the Swiss Federal Council;
- two members nominated by the International Conference of the Red Cross;
- three members appointed by the International Committee of the Red Cross, at least one of whom is chosen from amongst the most important donors.

AUGUSTA FUND

BALANCE SHEET AS AT 31 DECEMBER 1987

ASSETS		LIABILITIES	
	Swiss francs		Swiss francs
Swiss bonds	70,000.—	Inalienable capital	100,000.—
Other Swiss securities (purchase price)	46,678.75	ICRC, Florence Nightingale Medal Fund current account	3,663.60
	116,678.75		
Less: Reserve for price fluctuations	18,470.20		
(market value 97,575 Swiss francs)	98,208.55		
Banks	4,314.85		
Federal Tax Administration, Bern (withholding tax)	1,140.20		
	<u>103,663.60</u>		<u>103,663.60</u>

RECEIPTS AND EXPENDITURE ACCOUNT FOR 1987

EXPENDITURE		RECEIPTS	
	Swiss francs		Swiss francs
Audit fees	630.—	Income from securities and bank interest	4,259.85
Safekeeping and bank charges	86.50	Profit from sale of securities	187.50
Charges on purchase and sale of securities	67.25		
	<u>783.75</u>		<u>4,447.35</u>

RESULT

Excess of receipts over expenditure for 1987 allocated to the Florence Nightingale Medal Fund pursuant to Resolution VI of the Twenty-first International Conference of the Red Cross	Swiss francs <u>3,663.60</u>
--	---------------------------------

ESTABLISHMENT

In 1980, at the initiative of the ICRC, to commemorate the services rendered to the Red Cross by the German Empress Augusta, wife of Wilhelm I.

OBJECT

Modified on several occasions.

At the Twenty-first International Conference of the Red Cross, held in Istanbul in 1969, it was decided that, pending

further modification, receipts from the Augusta Fund would be allocated to the Florence Nightingale Medal Fund. This decision was confirmed at the Twenty-second Conference, held in Tehran in 1973.

ADMINISTRATION

In view of the above decision, the same as for the Florence Nightingale Medal Fund.

FLORENCE NIGHTINGALE MEDAL FUND

BALANCE SHEET AS AT 31 DECEMBER 1987

ASSETS		LIABILITIES		
	Swiss francs		Swiss francs	Swiss francs
Securities		Capital		25,000.—
(market value: Swiss francs 76,420)	86,822.—	Reserve:		
Stock of Medals	13,578.—	Balance brought forward from 1986	87,305.50	
Bank	2,460.35	Excess of receipts over		
Federal Tax Administration,		expenditure for 1987	4,793.45	82,512.05
Bern (withholding tax)	988.10			
ICRC Augusta Fund, current account	3,663.60			
	<u>107,512.05</u>			<u>107,512.05</u>

RECEIPTS AND EXPENDITURE ACCOUNT FOR 1987

EXPENDITURE		RECEIPTS	
	Swiss francs		Swiss francs
Presentation of medals, printing and		Income from securities	4,140.60
dispatching circulars	12,075.85	Agio on securities	350.—
Charges on purchase and sale of		Transfer of balance as at December 1987 of Augusta	
securities and miscellaneous	195.70	Fund receipts and expenditure account pursuant to	
Audit fees	630.—	Resolution VI of the Twenty-first International	
Safekeeping and bank charges	46.10	Conference of the Red Cross	3,663.60
	<u>12,947.65</u>		<u>8,154.20</u>

RESULT

	Swiss francs
Excess of receipts over expenditure in 1987, transferred to the reserve	<u>4,793.45</u>

ESTABLISHMENT

In accordance with the recommendations of the Eighth International Conference of the Red Cross, held in London in 1907, and with the decision of the Ninth Conference held in Washington in 1912, a fund was established by contributions from National Red Cross Societies.

The regulations were revised by the Eighteenth International Conference of the Red Cross, held in Toronto in 1952.

OBJECT

The Fund's income is used to distribute a medal, called the "Florence Nightingale Medal", to honour the life and work of Florence Nightingale.

The medal may be awarded to Red Cross nurses and voluntary aides for having distinguished themselves by their service to sick and wounded people in time of peace or war.

The medal is awarded every two years by the ICRC on the basis of proposals made to it by the National Societies.

The medal comes with a parchment diploma. Only 36 medals may be distributed at any one time.

ADMINISTRATION

A Commission composed of:

- three ICRC representatives;*
- one League representative.*

CLARE R. BENEDICT FUND

BALANCE SHEET AS AT 31 DECEMBER 1987

(in US dollars)

ASSETS		LIABILITIES	
	US \$		US \$
Securities (market value: US \$ 2,978,529.92)	2,534,282.32	Capital	1,395,409.39
Short-term investments	153,846.15	Provisions for port- folio variations:	
Accounts receivable	19,132.55	— Brought forward from 1986	487,399.88
Banks	14,204.51	— Purchase and sale of securities	369,512.17
			856,912.05
			<u>2,252,321.44</u>
		Reserve fund for future allocations	150,945.48
		For distribution:	
		— Brought forward from 1986	140,053.79
		— Excess of receipts over expenditure in 1986	178,144.82
	<u>2,721,465.53</u>		<u>318,198.61</u>
			<u>2,721,465.53</u>

RECEIPTS AND EXPENDITURE ACCOUNT FOR 1987

(in US dollars)

EXPENDITURE		RECEIPTS	
	US \$		US \$
Charges on purchase and sale of securities	33,026.60	Income from securities and investments	152,775.94
Bank charges	773.71	Bank interest	1,443.29
Safekeeping charges	2,989.38	Net profit on purchase and sale of securities	402,538.77
Audit fees	2,407.69	Profit on foreign exchange	30,096.37
Appropriation from provision for portfolio variations	369,512.17		
	<u>408,709.55</u>		<u>586,854.37</u>

RESULT

— Excess of receipts over expenditure in 1987 for appropriation	<u>178,144.82</u>
--	-------------------

CONSTITUTION

1 February 1968.

OBJECT

The Fund's income is attributed to assistance activities for the victims of armed conflicts, in accordance with Miss Benedict's wishes.

ADMINISTRATION

A Commission composed of three persons appointed by the ICRC.

MAURICE DE MADRE FRENCH FUND

BALANCE SHEET AS AT 31 DECEMBER 1987

ASSETS		LIABILITIES	
	Swiss francs		Swiss francs
Securities:		Capital:	
Bonds and bank certificates		Balance brought forward from 1986	2,548,951.31
(market value 2,615,799 Swiss francs) .	2,602,770.—	Excess of receipts over	
		expenditure in 1987	104,048.10
Federal Tax Administration		Total capital	2,652,999.41
Bern (withholding tax)	27,263.70	Temporary liabilities	12,000.—
Banks	51,296.86	International Committee of the Red Cross,	
		current account	16,331.15
	<u>2,681,330.56</u>		<u>2,681,330.56</u>

RECEIPTS AND EXPENDITURE ACCOUNT FOR 1987

EXPENDITURE		RECEIPTS	
	Swiss francs		Swiss francs
Payments to three beneficiaries	20,480.—	Income from securities and	
Safekeeping charges and bank charges	7,023.80	current accounts	132,404.88
Audit fees	1,530.—	Profit on sale of bonds	2,950.—
Other expenses	604.75		
Agio on bond purchase	1,668.23		
	<u>31,306.78</u>		<u>135,354.88</u>

RESULT

Excess of receipts over expenditure in 1987, transferred to capital account	Swiss francs
	<u>104,048.10</u>

ESTABLISHMENT

ICRC Assembly decision of 19.12.1974

OBJECT

To assist, by paying for rest and convalescence cures, temporary or permanent staff, such as delegates and nurses, of international or national Red Cross institutions who, in the course of their work or during war operations or natural disasters, have suffered injury and thereby find themselves in straitened circumstances or in reduced health.

Payments may also be made to the families of the persons specified above who have lost their lives in the course of Red Cross activities.

ADMINISTRATION

A Board composed of:

- two representatives of the de Madre family;
- one League representative;
- two ICRC representatives.

OMAR EL MUKTAR FUND

BALANCE SHEET AS AT 31 DECEMBER 1987

(in US \$)

ASSETS

	US \$
Securities	
(market value: US \$ 945,702.10)	750,481.51
Banks	5,039.92
Federal Tax Administration, Bern	
(withholding tax)	52.12
	<u>755,573.55</u>

LIABILITIES

	US \$
Capital	650,000.—
International Committee of	
the Red Cross, Geneva	105,573.55
	<u>755,573.55</u>

RECEIPTS AND EXPENDITURE ACCOUNT FOR 1987

EXPENDITURE

	US \$
Charges on purchase and sale	
of securities	3,222.38
Bank charges	594.22
Safekeeping charges	997.15
Audit fees	1,686.74
Losses on exchange rates	652.63
	<u>7,153.12</u>

RECEIPTS

	US \$
Income from securities and	
investments	79,093.28
Bank interest	24.81
Net profit on purchase and sale	
of securities	33,608.58
	<u>112,726.67</u>

RESULT

	US \$
Excess of receipts over expenditure allocated to the	
ICRC according to Article 2 of the Regulations	<u>105,573.55</u>

ESTABLISHMENT

Pursuant to decision No. 5 of the Executive Board of 20.11.80, adopted by the Assembly in December 1980.

OBJECT

A Fund in dollars, made up of one or several donations by the authorities of the Socialist People's Libyan Arab

Jamahiriya, the income of which is to be used to finance the ICRC's general assistance and protection activities.

ADMINISTRATION

A Board composed of three ICRC representatives.

PAUL REUTER FUND

BALANCE SHEET AS AT 31 DECEMBER 1987

ASSETS		LIABILITIES		
	Swiss francs		Swiss francs	Swiss francs
Securities (market value: 232,500 Swiss francs) ...	230,000.—	Initial capital		200,000.—
Banks	2,596.60	Receipts and expenditure account:		
Federal Tax Administration, Bern (withholding tax)	59.45	Balance brought forward from 1986	21,251.25	
		Excess of receipts over expenditure	11,404.80	32,656.05
	<u>232,656.05</u>			<u>232,656.05</u>

RECEIPTS AND EXPENDITURE ACCOUNT FOR 1987

EXPENDITURE		RECEIPTS	
	Swiss francs		Swiss francs
Audit fees	630.—	Income from securities and investments	13,198.35
Safekeeping and bank charges	141.30		
Charges on purchase and sale of securities	222.25		
Agio on securities	800.—		
	<u>1,793.55</u>		<u>13,198.35</u>

RESULT

	Swiss francs
Excess of receipts over expenditure in 1987	<u>11,404.80</u>

ESTABLISHMENT

Pursuant to decision No. 1 of the Executive Board of 6.1.83.

PURPOSE

The Fund's initial capital of 200,000 Swiss francs donated by Prof. Paul Reuter (his Balzan prize) may be augmented by gifts or bequests. The Fund's purpose is to:

- use the income to encourage and promote knowledge and dissemination of international humanitarian law;

- and to that effect award a prize every two years to reward work, assist in the implementation of a project or make a publication possible.

ADMINISTRATION

- A Committee composed of one member of the ICRC, who is its chairman, and two members of the ICRC staff, appointed by the Directorate;
- and two persons from outside the ICRC who, with the Committee members, shall compose the Paul Reuter Prize jury.

SPECIAL FUND FOR THE DISABLED

BALANCE SHEET AS AT 31 DECEMBER 1987

ASSETS		LIABILITIES		
	Swiss francs		Swiss francs	Swiss francs
Securities (market value: Sw. fr. 1,646,085.—)	1,754,941.20	Initial capital		1,000,000.—
Federal Tax Administration, Bern, (withholding tax)	9,282.98	Receipts and expenditure account:		
Bank	23,517.63	Balance brought forward from 1986	235,766.87	
		Excess of receipts over expenditure in 1987	506,656.48	742,423.35
		Total capital		1,742,423.35
		International Committee of the Red Cross, Geneva, current account		45,318.46
	<u>1,787,741.81</u>			<u>1,787,741.81</u>

RECEIPT AND EXPENDITURE ACCOUNT FOR 1987

EXPENDITURE		RECEIPTS	
	Swiss francs		Swiss francs
Operational expenses and relief supplies, Burma project	1,175,211.31	Allocation from the International Committee of the Red Cross on the 1986 account	500,000.—
Charges on purchase of securities and other bank charges	8,989.15	Miscellaneous gifts	1,105,849.36
Safekeeping charges	2,343.90	Income from securities	62,998.18
Fees	1,530.—	Bank interest	1,259.30
		Net profit on sales of securities	20,449.—
		Net agios on securities purchased over the period	4,175.—
	<u>1,188,074.36</u>		<u>1,694,730.84</u>

RESULT

Excess of receipts over expenditure for the period, transferred to capital account	Swiss francs
	<u>506,656.48</u>

ESTABLISHMENT

Pursuant to the Assembly's decision No. 2 of 19/20.10.83.

PURPOSE

- To help finance long-term projects for disabled persons, in particular the creation of workshops for the production of artificial limbs and orthotic appliances, and centres for rehabilitation and occupational retraining.
- To participate not only in ICRC and National Society projects, but also in those of other humanitarian bodies working in accordance with ICRC criteria.

ADMINISTRATION

A Committee composed of six ICRC staff members:

- one member of the ICRC, who shall act as chairman;
- the head of the Medical Division;
- one representative each of the Department of Financial and Administrative Affairs and the National Societies and Principles Division;
- the person in charge of programmes in aid of disabled persons at the Medical Division;
- one representative of the Operations Department appointed by the Director of that department.

REPORT OF THE STATUTORY AUDITORS

for the year ended December 31, 1987
to the assembly of the
INTERNATIONAL COMMITTEE OF THE RED CROSS, Geneva

As statutory auditors of your association we have examined the financial statements for the year ended December 31, 1987.


We have come to the conclusion that

- the balance sheet and statement of income are in agreement with the books,
- the books of account have been properly kept,
- the financial position and the results of operations are presented in accordance with the principles of valuation prescribed by the law and the requirements of the articles of incorporation.

Based on the result of our examination we recommend that the financial statements submitted to you be approved.

The statement of income include a column which sets out the gifts in kind or of services received by the ICRC. This consists of statistical information not recorded in the books of account, in respect of which we have not carried out any verification.

Geneva, May 11, 1988


FIDUCIAIRE GENERALE SA