

Zeitschrift: IABSE reports = Rapports AIPC = IVBH Berichte
Band: 83 (1999)

Artikel: Punching of flat slabs: comparison of design and construction
Autor: Albrecht, Uwe
DOI: <https://doi.org/10.5169/seals-62900>

Nutzungsbedingungen

Die ETH-Bibliothek ist die Anbieterin der digitalisierten Zeitschriften auf E-Periodica. Sie besitzt keine Urheberrechte an den Zeitschriften und ist nicht verantwortlich für deren Inhalte. Die Rechte liegen in der Regel bei den Herausgebern beziehungsweise den externen Rechteinhabern. Das Veröffentlichen von Bildern in Print- und Online-Publikationen sowie auf Social Media-Kanälen oder Webseiten ist nur mit vorheriger Genehmigung der Rechteinhaber erlaubt. [Mehr erfahren](#)

Conditions d'utilisation

L'ETH Library est le fournisseur des revues numérisées. Elle ne détient aucun droit d'auteur sur les revues et n'est pas responsable de leur contenu. En règle générale, les droits sont détenus par les éditeurs ou les détenteurs de droits externes. La reproduction d'images dans des publications imprimées ou en ligne ainsi que sur des canaux de médias sociaux ou des sites web n'est autorisée qu'avec l'accord préalable des détenteurs des droits. [En savoir plus](#)

Terms of use

The ETH Library is the provider of the digitised journals. It does not own any copyrights to the journals and is not responsible for their content. The rights usually lie with the publishers or the external rights holders. Publishing images in print and online publications, as well as on social media channels or websites, is only permitted with the prior consent of the rights holders. [Find out more](#)

Download PDF: 05.09.2025

ETH-Bibliothek Zürich, E-Periodica, <https://www.e-periodica.ch>




Punching of Flat Slabs – Comparison of Design and Construction

Uwe ALBRECHT

Prof. Dr.-Ing.

FH Nordostniedersachsen

Buxtehude, Germany



Uwe Albrecht, born 1940, received his civil engineering degree from the University of Hannover and his doctorate from the Technical University of Darmstadt. After 16 years in the construction industry he was appointed Professor of Structural Engineering in Buxtehude (near Hamburg) in 1983

Summary

The provisions for the design and construction of reinforced concrete flat slabs differ considerably. The punching provisions will be compared with respect to the shear capacity, the common shear resistance of concrete and shear reinforcement and the relevant detailing of the reinforcement specified in

Germany	DIN 1045
	E DIN 1045-1
Eurocode	EC 2
UK	BS 8110
USA	ACI 318
Canada	CSA A23.3
Model Code	CEB-FIP 1990

Keywords: Concrete structures, flat slabs, punching, shear resistance, shear reinforcement, integrity reinforcement

1. Shear resistance

The shear resistance is calculated on a critical perimeter u which is located $0.5d$ to $2d$ from the face of the column (d ... effective depth, h ...overall thickness). Fig. 1 shows the location for an interior column with rectangular cross-section $c_1 \cdot c_2$. Some codes require that the shear resistance outside the shear reinforced zone should be checked at successive perimeters u_2 , u_3 .

The shear resistance is expressed by

V_{Rd1} provided by the concrete

V_{Rd2} maximum shear resistance with shear reinforcement, the capacity is limited by the concrete strength of the struts

Fig. 2 results from the material data of C35 (cube) or C30 (cylinder) and the assumption

$$d = 0.85 h \quad \alpha = (c_1 + c_2) / 2 h$$

All codes, with the exception of DIN 1045, use partial safety factors which are, however, not identical. Therefore the comparison is based on service loads. For simplification, a common safety factor γ_F for permanent (G_k) and imposed load (Q_k) has been chosen for each code and the size factor refers to $d = 25\text{cm}$.

With shear reinforcement, the shear capacity may be enhanced up to $\approx 40\%$ according to DIN 1045 or up to a maximum of $>60\%$ according to BS 8110 and CEB-FIP 1990. Fig. 3 shows the shear reinforcement required for V_{Rd2} , assuming a yield stress of $f_{yk} = 500 \text{ N/mm}^2$. For better comparison, the shear resistance specified in BS 8110 and CEB-FIP 1990 has been limited to $V_{Rd2} = 1.6 V_{Rd1}$.

2. Conclusions

The paper reveals on the one hand considerable differences with respect to the shear capacity and to the amount and fitting of shear reinforcement and integrity reinforcement and on the other hand that design and detailing form an integral whole. The different effect of the flexural reinforcement ratio on the shear capacity is remarkable, particularly as the North American codes do not take the reinforcement ratio into account at all.

The rules for the common shear resistance of concrete and the shear reinforcement are manifold because of the different assessment of the effectiveness of the shear reinforcement. There is a need for tests to overcome this contradiction. Some codes require an integrity reinforcement provided by continuous bottom bars passing within the column cage to prevent progressive collapse of the structural system in the case of local punching. Others do not even mention this reinforcement.

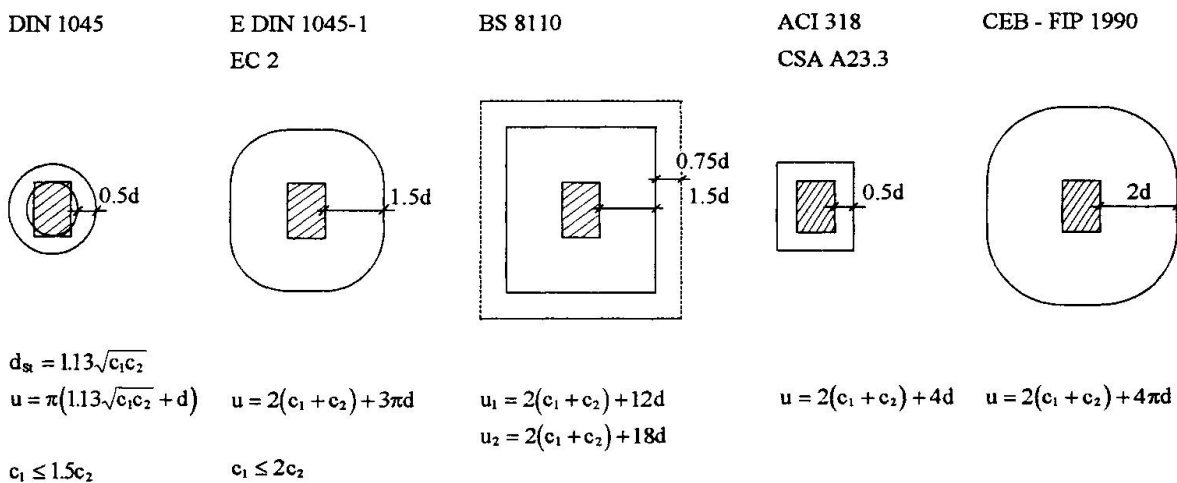


Fig. 1 Critical perimeter

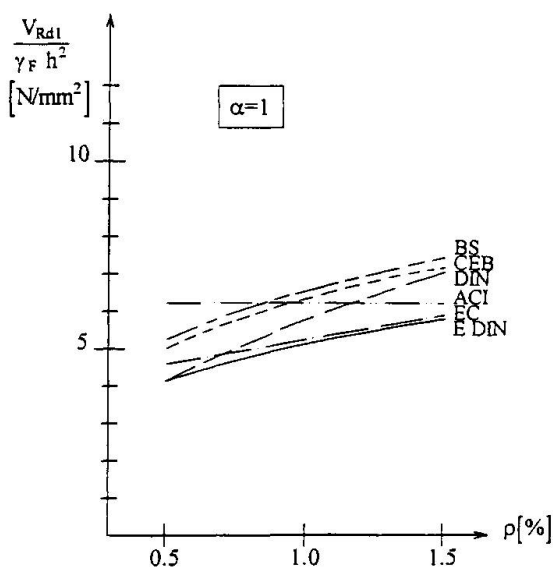


Fig. 2 Interior column:
Shear resistance without shear reinforcement

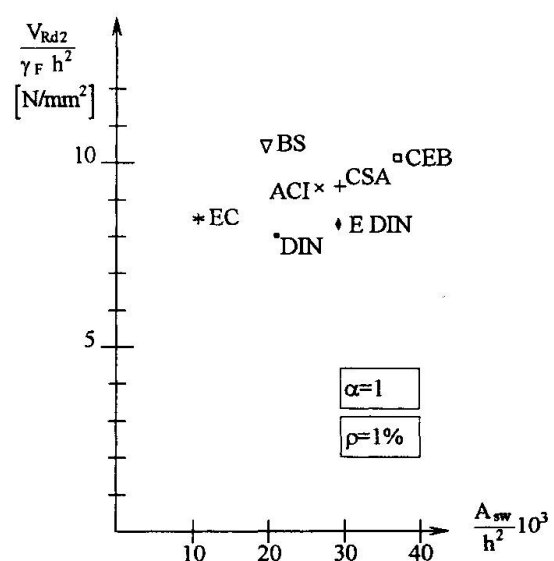


Fig. 3 Interior column: Shear reinforcement