

Best cross stay location for super long span suspension bridge

Autor(en): **Yoneda, Masahiro / Ohno, Katsunori / Tamaki, Yoshihiko**

Objekttyp: **Article**

Zeitschrift: **IABSE reports = Rapports AIPC = IVBH Berichte**

Band (Jahr): **79 (1998)**

PDF erstellt am: **22.06.2024**

Persistenter Link: <https://doi.org/10.5169/seals-59919>

Nutzungsbedingungen

Die ETH-Bibliothek ist Anbieterin der digitalisierten Zeitschriften. Sie besitzt keine Urheberrechte an den Inhalten der Zeitschriften. Die Rechte liegen in der Regel bei den Herausgebern.

Die auf der Plattform e-periodica veröffentlichten Dokumente stehen für nicht-kommerzielle Zwecke in Lehre und Forschung sowie für die private Nutzung frei zur Verfügung. Einzelne Dateien oder Ausdrucke aus diesem Angebot können zusammen mit diesen Nutzungsbedingungen und den korrekten Herkunftsbezeichnungen weitergegeben werden.

Das Veröffentlichen von Bildern in Print- und Online-Publikationen ist nur mit vorheriger Genehmigung der Rechteinhaber erlaubt. Die systematische Speicherung von Teilen des elektronischen Angebots auf anderen Servern bedarf ebenfalls des schriftlichen Einverständnisses der Rechteinhaber.

Haftungsausschluss

Alle Angaben erfolgen ohne Gewähr für Vollständigkeit oder Richtigkeit. Es wird keine Haftung übernommen für Schäden durch die Verwendung von Informationen aus diesem Online-Angebot oder durch das Fehlen von Informationen. Dies gilt auch für Inhalte Dritter, die über dieses Angebot zugänglich sind.

Best Cross Stay Location for Super Long Span Suspension Bridge

Masahiro YONEDA
 Assoc. Prof.
 Kinki Univ.
 Osaka, Japan

Katsunori OHNO
 Eng.
 Kawasa Industries Inc.
 Tokyo, Japan

Yoshihiko TAMAKI
 Eng.
 Kawada Industries Inc.
 Tokyo, Japan

SUMMARY

This paper deals with the best cross stay location for a super long span suspension bridge with a center span of 2,500m. Compound flutter performance is investigated by the direct flutter FEM analysis for 3-D frame model. Both measured aerodynamic forces on the deck and Theodorsen's aerodynamic forces on the flat plate were used for the flutter analysis. From these analytical results, some useful informations for the best cross stay location are obtained in designing a super long span suspension bridge with a center span of 2,500m.

1. Analytical study

The following cases were considered to investigate the effects of cross stays on compound flutter speed:

- 1) Case-S with a pair of cross stays only on the side spans
- 2) Case-C with a pair of cross stays only on the center span
- 3) Case-SC with a pair of cross stays in both the side and center spans

In this paper, it is assumed that a pair of cross stays with each cross sectional area of 0.01m^2 (Young's modulus of elasticity = $1.4 \times 10^7 \text{tf/m}^2$) is effective for compression in analyzing each case mentioned above.

2. Effects of cross stays on flutter performance

Flutter speeds for the cases described above were computed using Model-O which was idealized as three dimensional frame-work (see Fig.1). Both measured aerodynamic forces on streamlined box girder as shown in Fig.2 and Theodorsen's aerodynamic forces on the flat

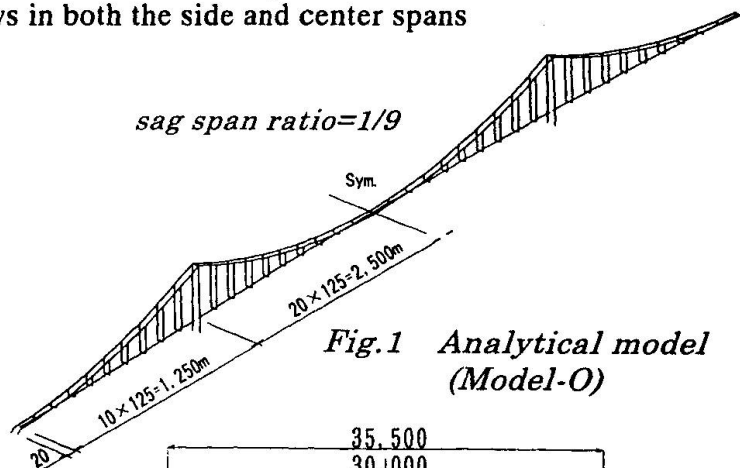


Fig.1 Analytical model (Model-O)

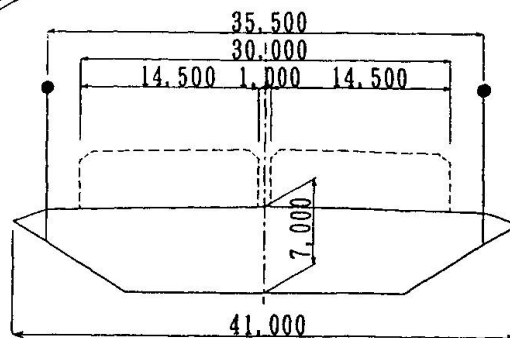


Fig.2 Section of girder



plate were used for the flutter analysis. Figs.3 ~ 5 show the analytical results by the direct flutter FEM analysis method. These analytical results are summarized below.

(1) Greatly reduced compound flutter speed have been observed in some cases when the measured aerodynamic forces on the deck were used for the bridge with a pair of cross stay only on the side spans (see Fig.3).

(2) The best cross stay location on the center span is not nearly dependent on different acting aerodynamic forces, and the maximum flutter speed based on the measured aerodynamic forces by the installation of a pair of cross stays in best position $x/L=0.3$ is almost equal to the value based on Theodorsen's aerodynamic forces (see Fig.4).

(3) The flutter speed of a bridge with a pair of cross stays on side spans $x/L_S=0.5$ and on the center span $x/L=0.3$ respectively due to the measured aerodynamic forces is $V_F \doteq 59.5\text{m/s} (\delta = 0.02)$ which is lower than $V_F \doteq 62\text{m/s} (\delta = 0.02)$ with a pair of cross stays only in side spans, $x/L_S=0.5$ (see Fig.5). On the other hand, it was obtained from the flutter analysis based on Theodorsen's aerodynamic forces that flutter speed by the installation of cross stays both at $x/L_S=0.5$ and $x/L=0.3$ is $V_F \doteq 75\text{m/s}$. Hence, it must be emphasized that the flutter analysis based on Theodorsen's aerodynamic forces is not always sufficient for the streamlined box girder suspension bridges with the cross stay system effective for compression.

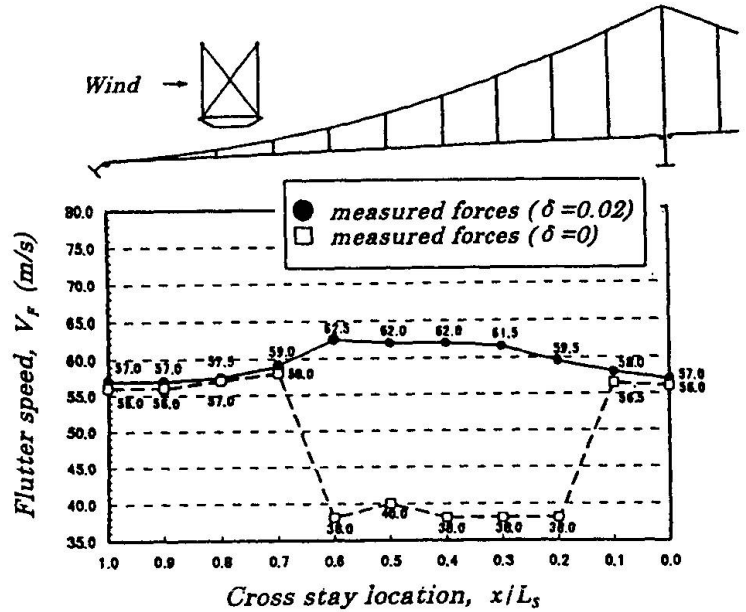


Fig.3 Effects of cross stays on flutter speed (Case-S)

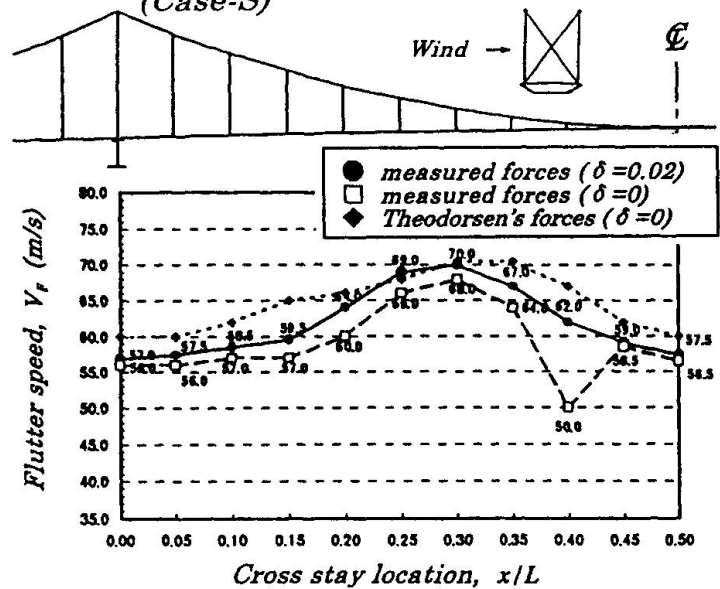


Fig.4 Effects of cross stays on flutter speed (Case-C)

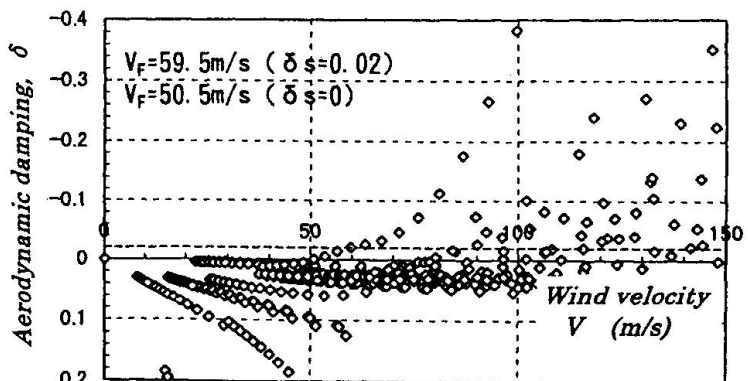


Fig.5 $V-\delta$ curve (Case-SC)
(cross stays location ; $x/L_S = 0.5$ for side spans, $x/L = 0.3$ for center span)