

**Zeitschrift:** IABSE reports = Rapports AIPC = IVBH Berichte  
**Band:** 999 (1997)  
  
**Artikel:** A comparison of standard test methods for flexural toughness of FRC  
**Autor:** Staneva, Petia / Horiguchi, Takashi / Sakai, Koji  
**DOI:** <https://doi.org/10.5169/seals-1034>

### **Nutzungsbedingungen**

Die ETH-Bibliothek ist die Anbieterin der digitalisierten Zeitschriften auf E-Periodica. Sie besitzt keine Urheberrechte an den Zeitschriften und ist nicht verantwortlich für deren Inhalte. Die Rechte liegen in der Regel bei den Herausgebern beziehungsweise den externen Rechteinhabern. Das Veröffentlichen von Bildern in Print- und Online-Publikationen sowie auf Social Media-Kanälen oder Webseiten ist nur mit vorheriger Genehmigung der Rechteinhaber erlaubt. [Mehr erfahren](#)

### **Conditions d'utilisation**

L'ETH Library est le fournisseur des revues numérisées. Elle ne détient aucun droit d'auteur sur les revues et n'est pas responsable de leur contenu. En règle générale, les droits sont détenus par les éditeurs ou les détenteurs de droits externes. La reproduction d'images dans des publications imprimées ou en ligne ainsi que sur des canaux de médias sociaux ou des sites web n'est autorisée qu'avec l'accord préalable des détenteurs des droits. [En savoir plus](#)

### **Terms of use**

The ETH Library is the provider of the digitised journals. It does not own any copyrights to the journals and is not responsible for their content. The rights usually lie with the publishers or the external rights holders. Publishing images in print and online publications, as well as on social media channels or websites, is only permitted with the prior consent of the rights holders. [Find out more](#)

**Download PDF:** 17.01.2026

**ETH-Bibliothek Zürich, E-Periodica, <https://www.e-periodica.ch>**

## **A Comparison of Standard Test Methods for Flexural Toughness of FRC**

**Petia STANEVA**  
Senior Researcher  
Regional Science Inst.  
Sapporo, Japan

**Takashi HORIGUCHI**  
Professor  
Hokkaido Inst. of Techn.  
Sapporo, Japan

**Koji SAKAI**  
Head of Material Section  
Civil Eng. Research Institute  
Sapporo, Japan

### **Summary**

The significance of energy absorption of the fiber reinforced concrete (FRC) for its performance in the structures motivates the attempts to determine the most proper test procedure for FRC toughness characterization. This paper presents the results of study on determination of correlation among various standards and recommended test methods for flexural behavior and primarily for flexural toughness of FRC. Compressive toughness behavior is of concern as well.

### **1. Introduction**

The basic difference between the plain concrete and fiber reinforced concrete is found in their toughness performance. The significance of energy absorption capability for the materials and structural design motivates the further developments of various test procedures for better description of toughness performance. The toughness is considered as a compressive, tensile, flexural etc. toughness. Usually, the flexural toughness is determined according to ASTM requirements [1], JCI recommendations [2] and ACI recommendations [3]. The most recent studies proved that the obligatory determined  $I_5$ ,  $I_{10}$  and  $R_{5,10}$  are not sensitive to the fiber type and volume, and that is more valid for small size of test specimens (like 100x100x150 or 150x150x450 mm) [4]. The higher indices  $I_{20}$ ,  $I_{30}$  etc. and JCI parameters are pointed out to be more descriptive for the improvement in flexural toughness due to fiber volume or type. Another test method describes very well the post-peak part of the load-deflection curve and therefore the toughness performance [5].

The importance of first crack deflection was shown and a new, more practical proposal for a determination of a flexural parameter was given in order to estimate first crack deflection influence on the toughness parameters. Very comprehensive research is done on the effect of seating and twisting of supports on the mid-span deflection [6,7] and most of the experiments considered that problem by using a special frame as described in [2,7,8,10]. The specimen geometry and size influence the toughness expressed through ASTM indices, which was reported in recent studies unless the specimens are in geometrical similarity [4]. In some of the analyses [4], it was stressed that more attention should be paid to residual strength factor like  $R_{30,50}$  or  $R_{80,100}$  which are more meaningful for the design because they would express the average load over a portion of load-deflection curve preceding the specified end-point deflection.

The properties of plain concrete are well studied in cases involving different temperatures, especially subzero ones [9] and thermal shock. In last decade, the studies on FRC behavior at low temperatures aimed to fill the gap in the knowledge for toughness behavior at low temperatures.

The objective of this study is to find and analyze how the different standard test methods and parameters describe the toughness behavior of FRC tested not only at normal (20deg) temperature as required in the specifications, but at low temperatures like -20 or -50 deg. The correlation among the toughness parameters of different test methods would explain to what degree those methods are applicable to different than specified test conditions.

## 2. Experimental Program and Reference Experiment Details

### 2.1 Details of Authors' Experiment

In the experiment conducted, the flexural toughness behavior was studied in terms of different fiber type, fiber volume and testing temperature. Steel fibers were applied in two types differed by shape and in 5 volumes (0.5; 1.0; 1.5; 2.0; 2.5%). Three test temperatures were chosen - +20; -20; -50 deg. The testing machine was a hydraulic type with a load control. The loading speed maintained a constant increase in the stress. The size of test specimens was 100x100x420 mm with a mid-span of 300mm. The load-deflection curves were measured and toughness parameters were determined according to ASTM ( $I_i$  and  $R_{i,i+1}$ ) and JCI. More details on the experimental program are given in [10,11].

### 2.2 Details of Reference Experiments

#### 2.2.1. Experiment by Horiguchi etc. [12]

The main objective of this experimental program was to study the compressive, pull-out and flexural toughness behavior of hybrid fiber reinforced concrete (HFRC) at different temperatures. Two fiber materials were applied: steel and vinylon. Steel fibers (S) were presented in 4 types which differed mainly in length, shape and aspect ratio. Vinylon fibers (V) were two types with different lengths. HFRC mixes with total 1% (.5S+.5V); 1.5% (.5S+1.0V); 1.5% (1.0S+.5V) fiber inclusion were produced. Compressive and flexural test were conducted both at +20; -20 deg. The loading machine in compression was with a load control and that in flexure - with a deflection control. The test specimens for flexural test were beams 100x100x400 mm in size and with a mid-span of 300 mm, and those for compressive test were cylinders 200x100 mm in size. The load-deflection curves in compression were measured and the toughness parameter according to JCI was calculated. The load-deflection curves in flexure were also recorded and based on the procedure described in ASTM [1] and ACI [3] both  $I_{30}$  and  $I_{075}$  were calculated respectively. Also the parameter FF, proposed in [5] and which should be independent of fiber amount for fiber types assuring good toughness, was determined.

#### 2.2.2. Experiment by Banthia etc. [13]

The main purpose of this experimental program was to extend the limited data for FRC behavior at low temperatures. Here again two fiber materials were applied: steel and carbon. Steel fibers were described as macro (SMa) and micro (SMi) fibers, and carbon fibers (C) were only micro one. Fiber volumes used were 1%SMa; 2% (1.0SMa+1.0SMi); 2% (1.0SMa+1.0C). Testing temperatures were set at 22 and -50 deg. A deflection control type

loading machine was used. The flexural test specimens were beams 50x50x450 mm in size with a mid-span of 300 mm. The load-deflection curves were recorded and the flexural toughness according to JCI [2] was provided and  $I_{30}$  indices calculated. All details mentioned above are summarized in Table 1.

Refer- ences	Fiber Material	Fiber Type	Type of Concret e	Fiber Volumes, %	Specimen' Size, mm	Loading Type	Temperature Range, deg
Authors [10,11]	Steel	2	SFRC	5(0.5;1;1.5; 2;2.5)	100/100/300	Load control	20; -20; -50
[12]	Steel; Vinylon	6	HFRC VFRC	2 (1; 1.5)	100/100/300	Deflection control	20; -20
[13]	Steel; Carbon	3	SFRC CFRC	2(1; 2)	50/50/450	Deflection control	20; -50
<b>Compressive Test</b>							
[12]	Steel; Vinylon	6	HFRC	2 (1; 1.5)	100/200	Load control	20; -20

Table 1 Details of the experiments in consideration

### 3. Results and Discussion

#### 3.1 Compressive Toughness Parameters

The compressive test results of [12] are considered through JCI recommendations [2] for a compressive toughness, which is the area under load-deflection curve up to 0.75% of the deflection measured. Also, an average compressive strength was calculated at 0.75% change of the specimen height. Both were determined at normal and low (-20 deg) temperatures. The plotted results and a function of compressive strength and toughness correlation are shown in Fig. 1. The compressive strength at 20 deg and at -20 deg are in a linear relationship and an increase in the strength at 20 deg is maintained as an increase in the strength at -20 deg as well. The compressive toughness at both temperatures does not show high correlation. While the toughness at normal temperature increase with the fiber inclusion, the toughness at low temperature did not change significantly and kept almost the constant value. The hybrid fiber inclusion benefits the toughness at normal conditions, but concrete matrix behavior at low temperature still influenced strongly the hybrid FRC compressive toughness at those conditions.

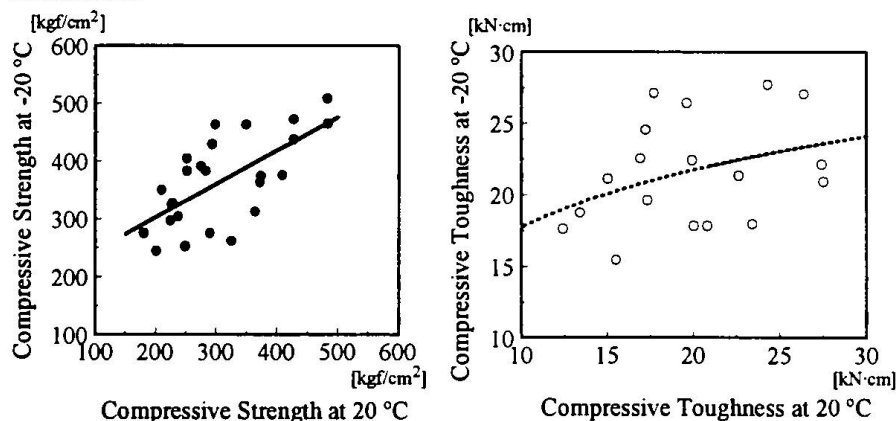


Fig.1 Compressive strength and toughness at 20 and -20 deg

Knowing the compressive strength at normal conditions, it is likely to predict it at low temperature, which is not valid for the compressive toughness because of the low correlation found. No correlation was found between ASTM  $I_{30}$  and compressive toughness at all temperatures either.

### 3.2 Flexural Toughness Parameters

The results reported in [10,11] and their analysis showed that the toughness increased while fiber volume increased at all temperatures tested. Also that was indicated by all test methods - JCI, ASTM. A some contradictions appeared when comparing the overall performance in flexural toughness of SFRC at all temperatures. The toughness factor  $T$  according to JCI, showed an improvement in the performance while temperature was changed from 20 deg to -50 deg. On the other hand, ASTM  $I_{20}$ ,  $I_{30}$ ,  $I_{50}$  and  $I_{100}$  indices showed a decrease in the performance at the same conditions. The  $I_i$  lines presented in Fig. 2 show that  $I_5$  and  $I_{10}$  could not be used for a precise description of the toughness at -20, -50 deg. A better description can be achieved by using higher indices  $I_{30}$  and more, at -20, -50 deg. The difference in the flexural performance expressed through  $I_{20}$ ,  $I_{30}$ ,  $I_{50}$  and  $I_{100}$  is more obvious when comparing 20 and -20 deg and very slight between -20 and -50 deg. When plotted, the results of [13] which are for different type fibers fitted well with the  $I_{30}$  results of [10,11].

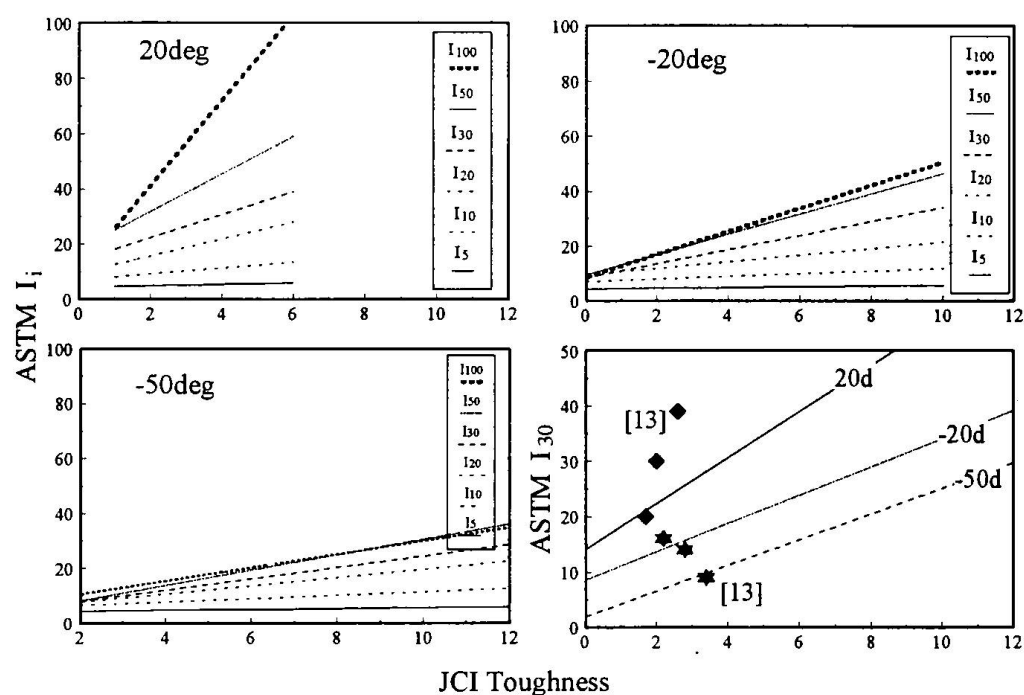


Fig.2 Toughness correlation of  $T$  and  $I_i$  at different temperatures

The analysis of results of [12] is shown as a  $I_{075}$ - $I_{30}$  relationship. It was reported previously that a linear relationship was found at low temperature, and a quadratic relationship at normal temperature. Therefore, the both procedures [1,3] equally describe the flexural toughness at low temperature, but  $I_{30}$  is a better measure at normal temperature, as shown in Fig. 3. On the other hand, it was not found any pronounced correlation between  $I_{30}$  and FF, where FF is a parameter which describes the post-peak part of load-deflection curve at a deflection with crack width of 1mm, at both temperatures considered. The possible

explanation for this result is the small test specimen size used. Further study on different sizes and at low temperature is necessary for an identifying FF parameter usefulness.

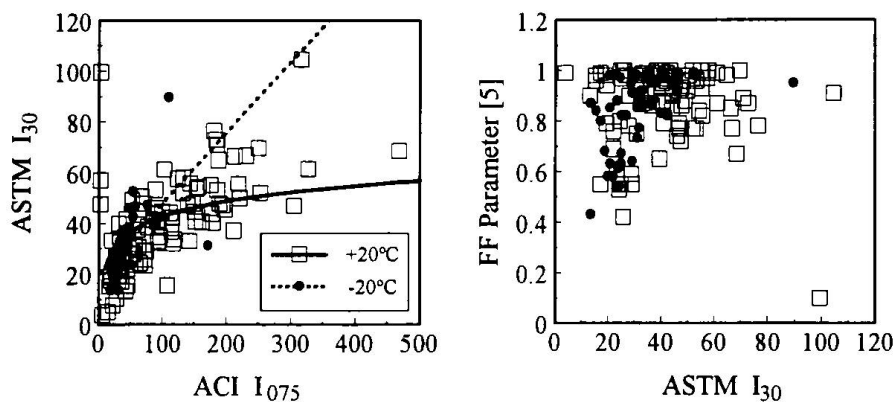


Fig.3 Toughness indices  $I_{075}$  -  $I_{30}$ , and  $I_{30}$  - FF relationships

Next, the toughness factor [2] and residual factors  $R_{5,10}$ ,  $R_{10,20}$ ,  $R_{20,30}$  and  $R_{30,50}$  relationships are shown in Fig.4. With the decrease of the temperature, residual strengths decrease and the area between  $R_{5,10}$  and  $R_{30,50}$  increases with the decrease of the temperature. Then the residual strength factor becomes more sensitive to low temperature and therefore good way for a description of flexural toughness performance of FRC.

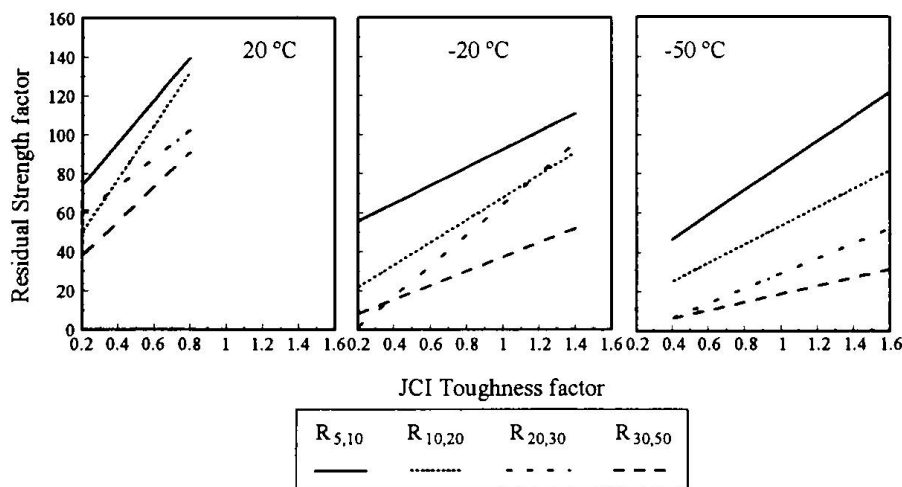


Fig.4 Residual strength factors at different temperatures

#### 4. Conclusion

Next conclusions can be drawn based on the results and their analysis.

- The compressive strength at low temperature does not show an improvement and no correlation is found between the compressive toughness at both temperatures.
- It is confirmed that  $I_5$ ,  $I_{10}$  and  $R_{5,10}$  are not sensitive for a distinction of flexural

toughness at different temperatures, but using the indices  $I_{30}$  and higher, residual strength factors  $R_{20,30}$  and higher would be a better way for flexural toughness characterization.

- ACI  $I_{075}$  index could be used for describing flexural toughness performance in the same order as ASTM  $I_{30}$  at low temperatures.

- The toughness factor  $T$  according to JCI is not very appropriate measure when considering low temperatures.

## References

1. Standard Test Method for Flexural Toughness and First-Crack Strength of Fiber Reinforced Concrete". ASTM Standards for Concrete and Mineral Aggregates, V.04.02, Standard Designation C1018, 1991, pp. 7.
2. "JCI Standards for Test Methods of Fiber Reinforced Concrete". Japan Concrete Institute, February 1984, pp. 45-51.
3. ACI Committee 544. "State-of-Art Report on Fiber Reinforced Concrete". ACI Manual on Concrete Practice, Part 5, American Concrete Institute, Detroit, 1991, pp. 22.
4. Chen, L., Mindess, S., Morgan, D. R., et al. "Comparative Toughness Testing of Fiber Reinforced Concrete". Testing of Fiber Reinforced Concrete, ACI SP-155, American Concrete Institute, Detroit, 1995, pp. 41-75.
5. Lorentsen, M. "Steel Fiber Concrete for Structural Elements". Proceeding of US-Sweden Joint Seminar "Steel Fiber Concrete", Stockholm, 1985, pp. 421- 442.
6. Gopalaratnam, V. S., Shah, S. P., Batson, G. B. et al. "Fracture Toughness of Fiber Reinforced Concrete". ACI Materials Journal, Vol. 88, No 4, July-August 1991, pp. 339-353.
7. Balaguru, P., Narahari, R. and Patel, M. "Flexural Toughness of Steel Fiber Reinforced Concrete". ACI Materials Journal, Vol. 89, No6, November - December 1992, pp. 541-546.
8. Banthia, N. and Mani, M. "Toughness Indices of Steel Fiber Reinforced Concrete at Low Temperatures". Second Canada-Japan Workshop on "Low Temperature Effects on Concrete", Proceedings, 1991, pp. 269-279.
9. Rostacy, F.S., Schneider, U. and Wiedeman, G. "Behavior of Mortar and Concrete at Extremely Low Temperatures". Cement and Concrete Research, Vol. 9, No3, 1979, pp. 365 - 376.
10. Staneva, P., Sakai, K., Horiguchi, T. et al. "Flexural Behavior of Steel Fiber Reinforced Concrete under Low Temperatures". Proceedings, 15 th Annual Convention of Japan Concrete Institute, Kobe, Japan, Vol. 1, June, 1993.
11. Staneva, P., Sakai, K., Horiguchi, T. et al. "Flexural Strength and Flexural Toughness Indices of Steel Fiber Reinforced Concrete under Low Temperatures". 7th International Conference of Composite Materials, Sofia, Bulgaria, 1994.
12. Horiguchi, T., Takamichi, H. and Sakai, K. "Flexural and Compressive Toughness of Hybrid Fiber Reinforced Concrete". Proceedings of Symposium on Application of Advanced Reinforcing Materials to Concrete Structures, Sapporo, November, 1996, pp. 117-124. ( in Japanese)
13. Banthia, N., Qu., L. and Sakai, K. "Strength and Toughness of Fiber Reinforced Concrete at Low Temperatures". Concrete Under Severe Conditions, E&FN Spon, Vol. 2, pp. 1428-1437.