

Zeitschrift: IABSE reports = Rapports AIPC = IVBH Berichte
Band: 60 (1990)

Artikel: Load transfer in beams strengthened by means of glued steel sheets
Autor: Rio Bueno, A. del / Ortiz Herrera, J.
DOI: <https://doi.org/10.5169/seals-46573>

Nutzungsbedingungen

Die ETH-Bibliothek ist die Anbieterin der digitalisierten Zeitschriften auf E-Periodica. Sie besitzt keine Urheberrechte an den Zeitschriften und ist nicht verantwortlich für deren Inhalte. Die Rechte liegen in der Regel bei den Herausgebern beziehungsweise den externen Rechteinhabern. Das Veröffentlichen von Bildern in Print- und Online-Publikationen sowie auf Social Media-Kanälen oder Webseiten ist nur mit vorheriger Genehmigung der Rechteinhaber erlaubt. [Mehr erfahren](#)

Conditions d'utilisation

L'ETH Library est le fournisseur des revues numérisées. Elle ne détient aucun droit d'auteur sur les revues et n'est pas responsable de leur contenu. En règle générale, les droits sont détenus par les éditeurs ou les détenteurs de droits externes. La reproduction d'images dans des publications imprimées ou en ligne ainsi que sur des canaux de médias sociaux ou des sites web n'est autorisée qu'avec l'accord préalable des détenteurs des droits. [En savoir plus](#)

Terms of use

The ETH Library is the provider of the digitised journals. It does not own any copyrights to the journals and is not responsible for their content. The rights usually lie with the publishers or the external rights holders. Publishing images in print and online publications, as well as on social media channels or websites, is only permitted with the prior consent of the rights holders. [Find out more](#)

Download PDF: 02.04.2026

ETH-Bibliothek Zürich, E-Periodica, <https://www.e-periodica.ch>

Load Transfer in Beams Strengthened by Means of Glued Steel Sheets

Transfert des efforts dans les poutres renforcées par des tôles d'acier collées

Kraftübertragung bei durch angeklebte Stahlbleche verstärkten Stahlbetonbalken

A. DEL RIO BUENO

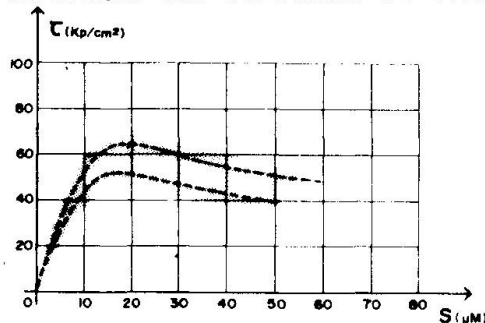
Archit.
 Instit. Eduardo Torroja
 Madrid, Spain

J. ORTIZ HERRERA

Prof.
 Politechn. Univ.
 Madrid, Spain

Strengthening of R.C. beams by gluing steel sheets through thin epoxy resin layers is an usual technique that requires to analyze and solve load transfer problems between old and new part. Other way, reduced effectiveness and fragile failures phenomena may appear. The definition of an analytical model for evaluation of load transfer problems in this kind of elements requires the previous formulation of realistic and reliable constitutive laws for tangential behavior of interfaces steel-epoxy adhesive-concrete. In this sense, a good agreement with other authors experimental data can be obtained by using the expressions of fig.1, connecting local adhesion stresses (τ) to local slips (s). Curves resulting from their utilization are also observed in (fig.1).

Using proposed constitutive laws, a first 'approach' to the problem can be done by numerical simulation of 'pull-out' trials. Equilibrium and deformation compatibility conditions define a second order differential equation. Its numerical treatment provides information about interface ultimate situations: once known interface characteristics, for every steel sheet thickness, a maximum (relative) transferable load (N_{Tmax}/N_{RU}) and its corresponding maximum transfer length (L_{Tmax}) can be defined, independently of other parameters (fig.2). For most usual thickness in strengthening interventions, maximum transferable load is minor than ultimate tension load in the steel sheet ($N_{Tmax} < N_{RU}$). This evidences the relevance of load transfer problems.



Asc ($0 \leq s \leq s_m$): $50,0 \leq \tau \text{ (Kp/cm}^2\text{)} \leq 67,5$
 $\tau = \tau_{max} [1 - [1 - \frac{s}{s_m}]^A]$ $50,0 \leq \tau \text{ (μM)} \leq 62,5$
 Desc ($s_m \leq s \leq s_u$): $s_m = 18 \mu M$
 $\tau = \tau_{max} \cdot e^{-B(s-s_m)^K}$

FIG. 1

$A = 2,00$; $B = 0,006$; $K = 1,05$

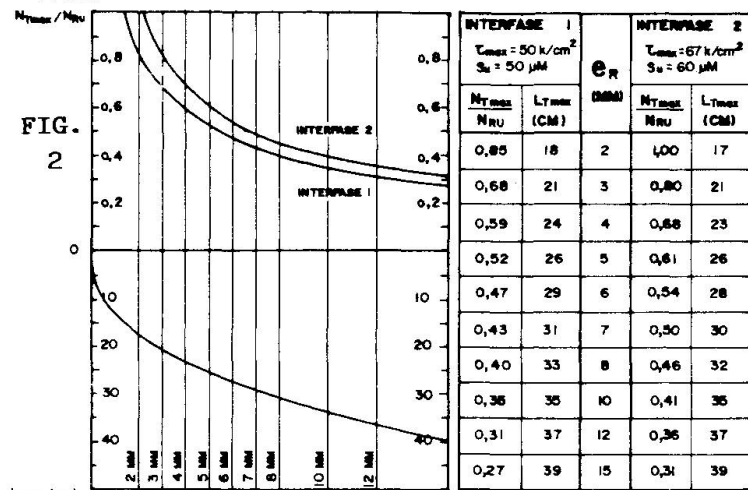
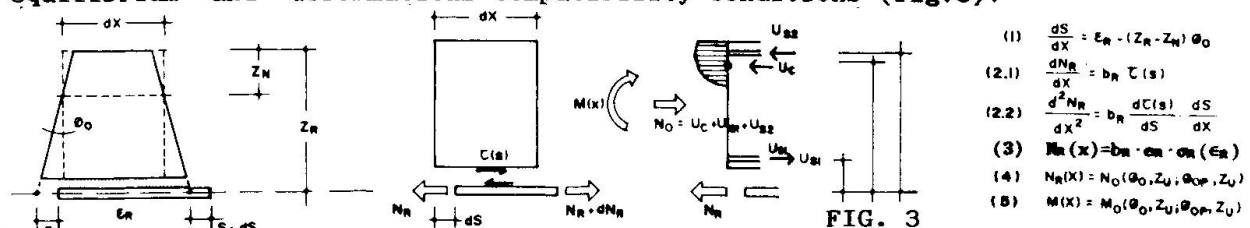


FIG. 2

A more refined study of load transfer problems in R.C. strengthened flexural elements can be based in composite girders theory. Its application provides equilibrium and deformations compatibility conditions (fig.3).



(1) $\frac{dS}{dx} = \epsilon_R - (Z_R - Z_N) \theta_0$
 (2.1) $\frac{dN_R}{dx} = b_R \tau(s)$
 (2.2) $\frac{d^2 N_R}{dx^2} = b_R \frac{d\tau(s)}{ds} \frac{ds}{dx}$
 (3) $N_R(x) = b_R \cdot \sigma_R \cdot \sigma_N(\epsilon_R)$
 (4) $N_R(x) = N_0(\theta_0, Z_U, \theta_{0P}, Z_U)$
 (5) $M(x) = M_0(\theta_0, Z_U, \theta_{0P}, Z_U)$

FIG. 3

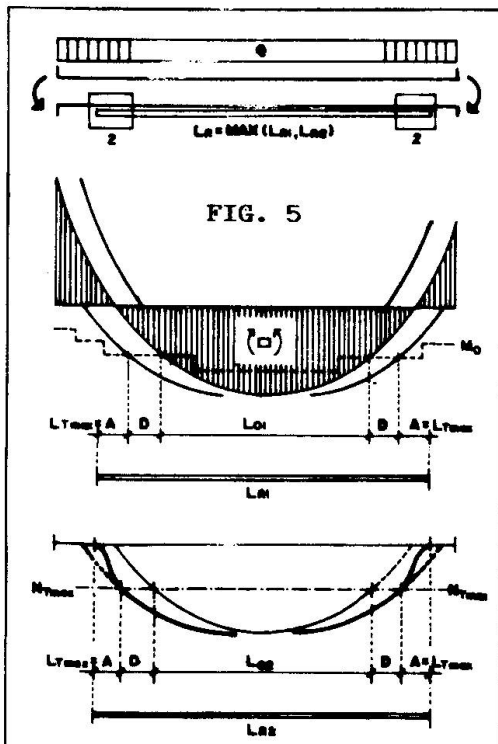
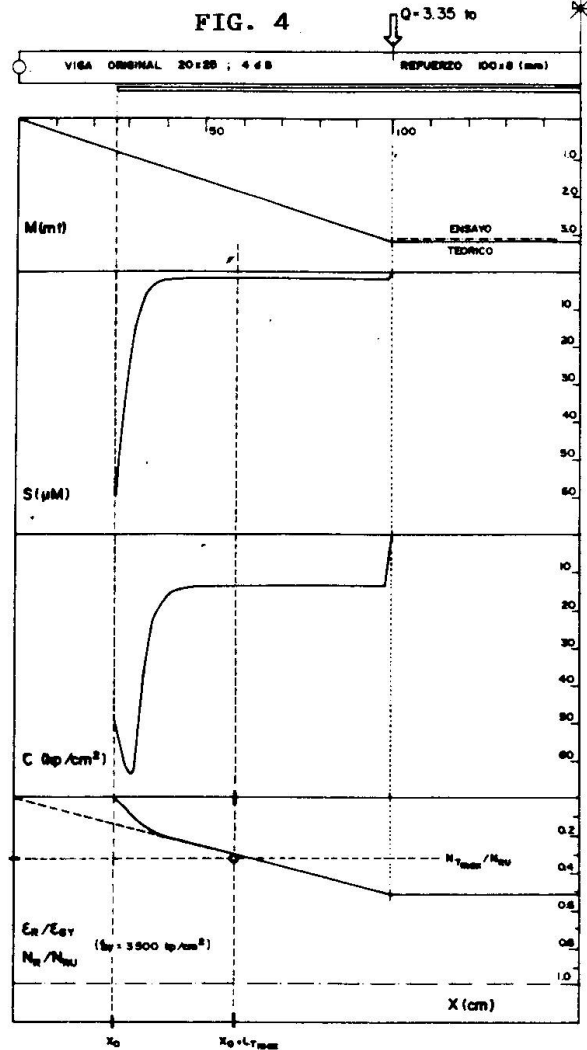


The resulting five equations system (including two non-linear first order differential equations) is solved by using numerical methods. This analytical model defines for every considered situation the bond stresses and slips distribution along the interface, as well as tensile forces along the strengthening sheet. A good agreement with other authors test results has been found (fig.4)

Using the proposed general model, interface ultimate situations have been systematically analyzed for a big number of flexural strengthening configurations, including different sheet thickness, interface properties and geometrical and mechanical characteristics of pre-existing R.C. beam. Several conclusions related to transfer capacity of these interfaces have been obtained:

- Load transfer concentrates in reduced zones near the ends of the strengthening sheet. For interface ultimate situations, the extension of this zones of maximum transfer, approximately matches the corresponding maximum transfer length (L_{Tmax}), obtained in numerical simulation of 'pull-out' trial for the interface and sheet thickness considered.
- For interface ultimate situations, load transferred along each of these zones accords with maximum transferable load corresponding to considered interface and steel sheet thickness (N_{Tmax}).

Simultaneous consideration of previous conclusions allows the establishment of a simplified design model, able to define the necessary length of strengthening sheet to avoid load transfer mechanism collapse (fig.5). According to it, a double verification should be done:



- The disposition of strengthening steel sheet must be first analyzed as an ordinary Re-bar. Anchorage length should be considered equal to corresponding maximum transfer length (L_{Tmax}).
- A specific transfer check should be done that at a distance of the end of the sheet equal to corresponding maximum transfer length (L_{Tmax}), the required maximum axial load in the sheet (admitting complete interaction with pre-existing beam) do not exceed the corresponding maximum transferable load (N_{Tmax}).

Both previous conditions define the needed extension of the strengthening sheet, and jointly with necessary analysis of critical sections of the beam, allow the complete design of this kind of strengthening interventions.