

Cable-stayed bridge with new Vierendeel Type girder

Autor(en): **Nakayama, Yoshiaki**

Objektyp: **Article**

Zeitschrift: **IABSE congress report = Rapport du congrès AIPC = IVBH
Kongressbericht**

Band (Jahr): **12 (1984)**

PDF erstellt am: **26.09.2024**

Persistenter Link: <https://doi.org/10.5169/seals-12258>

Nutzungsbedingungen

Die ETH-Bibliothek ist Anbieterin der digitalisierten Zeitschriften. Sie besitzt keine Urheberrechte an den Inhalten der Zeitschriften. Die Rechte liegen in der Regel bei den Herausgebern.

Die auf der Plattform e-periodica veröffentlichten Dokumente stehen für nicht-kommerzielle Zwecke in Lehre und Forschung sowie für die private Nutzung frei zur Verfügung. Einzelne Dateien oder Ausdrucke aus diesem Angebot können zusammen mit diesen Nutzungsbedingungen und den korrekten Herkunftsbezeichnungen weitergegeben werden.

Das Veröffentlichen von Bildern in Print- und Online-Publikationen ist nur mit vorheriger Genehmigung der Rechteinhaber erlaubt. Die systematische Speicherung von Teilen des elektronischen Angebots auf anderen Servern bedarf ebenfalls des schriftlichen Einverständnisses der Rechteinhaber.

Haftungsausschluss

Alle Angaben erfolgen ohne Gewähr für Vollständigkeit oder Richtigkeit. Es wird keine Haftung übernommen für Schäden durch die Verwendung von Informationen aus diesem Online-Angebot oder durch das Fehlen von Informationen. Dies gilt auch für Inhalte Dritter, die über dieses Angebot zugänglich sind.



Cable-Stayed Bridge with New Vierendeel Type Girder

Yoshiaki NAKAYAMA

Nippon Kokan K.K.

Tokyo, Japan

An example of a two-dimensional section model in wind-tunnel.

The results of the experiments of spring-mounted section models on torsional oscillation.

Spring-mounted section models were stable against torsional oscillation. Flutter or vortex excited oscillation did not occur until the wind speed reached 110 m/s. This figure shows $V-\delta$ (wind speed --- logarithmic decrement) curves at the torsional double amplitude of 2° . For reference, $V-\delta$ curves for ordinary truss-type girders under the same conditions are also indicated.

The maximum and minimum bending moments of a Vierendeel-type girder against the changes in parameter K when a uniform load of 1.0 t/m is applied to the full span. The cross-sectional area of the girder $A = 0.240 \text{ m}^2$, the moment of inertia $I = 8.5054 \text{ m}^4$; A_t of the main tower = 0.780 m^2 ; I_t of the main tower = 7.250 m^4 ; A_c of cable = 0.01893 m^2 (average); and the overall length of the girder $L = 884 \text{ m}$.

$$K = EI/L^2EcAc$$

The characteristics of the changes in maximum and minimum bending moments due to the changes in the flexural rigidity of the girder K , are illustrated. When K is smaller than $10^{-3} \sim 10^{-4}$, the changes in the bending moment are not so remarkable.

The characteristics of the flexural rigidity of a Vierendeel-type girder observed when the flexural rigidity of the vertical members of the girder is changed. When parameters α and β are used, the equivalent moment of inertia of the girder I_e is expressed by

$$I_e = 2I_o + \alpha A_o \left(\frac{H}{2} \right)^2$$

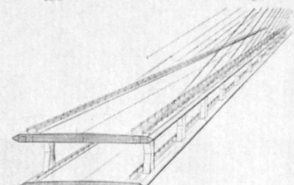

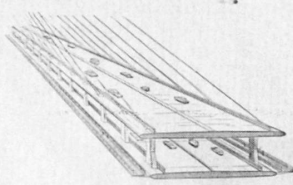
$$\beta = \frac{2I_o}{I_e} \times 100 (\%)$$

Where, I_o is the moment of inertia of upper and lower chord members, A_o is the cross sectional area of upper and lower chord members, H is the distance on centers of upper and lower chord members, and α is the equivalent section coefficient.

The design concept when the vertical members of a Vierendeel-type girder are connected to a box girder.

The vertical members receive both the bending moment action as the stiffening girder in the plane of the girder and the deformation resisting action of the cross section of the whole stiffening girder in the plane at transverse direction to the plane of the girder. Therefore, the connection between a vertical member and a box girder must be rigid and secure.


CABLE-STAYED BRIDGE WITH NEW VIERENDEEL TYPE GIRDER




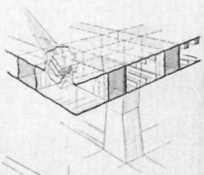
BIRD'S EYE VIEW



PERISTYLE VIEW




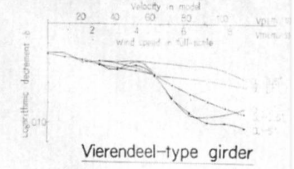
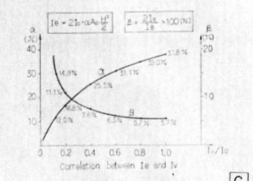
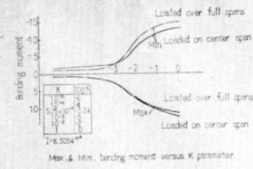
FRONT VIEW



STRUCTURE OF TWO DECKS



ORDINARY TRUSS-TYPE



A THE VERTICAL MEMBERS ARE RIGIDLY CONNECTED TO A BOX GIRDER.

B THE CHARACTERISTICS OF THE FLEXURAL RIGIDITY OF A VIERENDEEL-TYPE GIRDER.

C AN EXAMPLE OF A TWO-DIMENSIONAL SECTION MODEL TEST IN WIND-TUNNEL.