

Building network arches on reinforced ice between piers

Autor(en): **Tveit, P.**

Objektyp: **Article**

Zeitschrift: **IABSE congress report = Rapport du congrès AIPC = IVBH
Kongressbericht**

Band (Jahr): **12 (1984)**

PDF erstellt am: **21.09.2024**

Persistenter Link: <https://doi.org/10.5169/seals-12262>

Nutzungsbedingungen

Die ETH-Bibliothek ist Anbieterin der digitalisierten Zeitschriften. Sie besitzt keine Urheberrechte an den Inhalten der Zeitschriften. Die Rechte liegen in der Regel bei den Herausgebern.

Die auf der Plattform e-periodica veröffentlichten Dokumente stehen für nicht-kommerzielle Zwecke in Lehre und Forschung sowie für die private Nutzung frei zur Verfügung. Einzelne Dateien oder Ausdrucke aus diesem Angebot können zusammen mit diesen Nutzungsbedingungen und den korrekten Herkunftsbezeichnungen weitergegeben werden.

Das Veröffentlichen von Bildern in Print- und Online-Publikationen ist nur mit vorheriger Genehmigung der Rechteinhaber erlaubt. Die systematische Speicherung von Teilen des elektronischen Angebots auf anderen Servern bedarf ebenfalls des schriftlichen Einverständnisses der Rechteinhaber.

Haftungsausschluss

Alle Angaben erfolgen ohne Gewähr für Vollständigkeit oder Richtigkeit. Es wird keine Haftung übernommen für Schäden durch die Verwendung von Informationen aus diesem Online-Angebot oder durch das Fehlen von Informationen. Dies gilt auch für Inhalte Dritter, die über dieses Angebot zugänglich sind.

BUILDING NETWORK ARCHES ON REINFORCED ICE BETWEEN PIERS

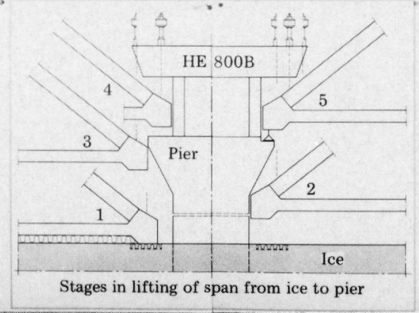
Bridge for rivers and lakes in arctic areas

This poster deals with an investigation into the possibilities of using a reinforced layer of ice for casting the tie and erecting the structural steel for a network arch. When the longitudinal cables have been stressed, the span can be lifted from the ice up to its final position.

To facilitate formwork and insulation, the under side of the tie has been made flat. To facilitate removal of snow from

the finished bridge, longitudinal edge beams have been almost removed. To reduce costs, each arch is a single universal column. If built, the proposed network arch would be more slender than any other arch bridge.

For the proposed span four sets of hangers are warranted to reduce bending in the chords. With the usual stiffness of arches, two sets of hangers will normally give sufficient reduction of bending.



Stages in lifting of span from ice to pier

Bridges in cold regions

Due to sparse habitation arctic roads usually carry little traffic. Still bridges for these roads must be able to carry heavy loads.

The present span has been designed for Danish loads and codes. The heaviest vehicle has 3 axles 1.5 m apart and weigh 780 kN. It has been assumed that heavy loads do not occur often enough to cause fatigue.

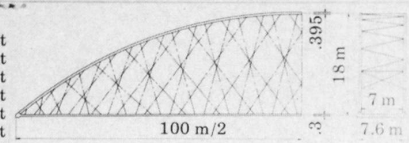
In arctic regions it is often difficult and costly to keep the building workers employed in winter, so there should be an interest in a structure that leads to more winter work without loss of economy.

When advocating the network arch the author has heard that 50% of savings in steel weight is more than offset by high cost of fabrication and erection. The author points out that 82% of the structural steel in this proposed span is standard profiles. Their fabrication is not costly, but their use contribute

Materials needed:

Universal columns	55 t
Windbracing HE 140A	5 t
Steel ropes	6 t
Ends of hangers	4 t
Other structural steel	3 t
Prestressing steel	9 t
Reinforcing steel	46 t

$$\frac{\Sigma 128 t}{7 \times 100} = .183 t/m^2 \quad \text{Slenderness} \frac{100}{.395 + .3} = 144$$



to a slightly higher steel weight.

In climates where sufficiently thick ice covers cannot be relied upon, the arch and hangers, supplemented by a light temporary lower chord can be erected on 0.8 m thick ice before the span is lifted on to the piers. In the spring the concrete lane can be cast on the temporary lower chord.

In warmer climates the finished span weighing 540 t, can be lifted by pontoons. Then the lifting forces can be applied up to 1 m from the ends of the span.

Complete calculations and drawings can be ordered from the author.

Building on reinforced ice

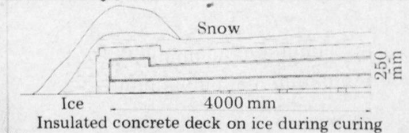
The ice cover of a lake or river can be reinforced by wood or ribbed bars put on top of the ice early in the winter.

Then the ice can be made 2.5 m thick in stages by pumping water on to the ice, or faster by spraying water in the cold air above the ice.

Methods for casting the tie will depend on local climate and usage. In hard frost casting should

take place in a well insulated tent that slides along the ice.

If the rockwool insulated tie is covered by snow, the temperature between snow and insulation will be 0°C regardless of ambient temperature. Thus it is not difficult to keep the tie warm once it is cast and covered. Curing heat will keep the deck warm for about 60 days if it is surrounded by .2 m of rockwool.



Insulated concrete deck on ice during curing