

Zeitschrift: Botanica Helvetica
Herausgeber: Schweizerische Botanische Gesellschaft
Band: 94 (1984)
Heft: 2

Artikel: A new pentaploid of the genus Arum (Araceae)
Autor: Bedalov, Marija
DOI: <https://doi.org/10.5169/seals-65887>

Nutzungsbedingungen

Die ETH-Bibliothek ist die Anbieterin der digitalisierten Zeitschriften. Sie besitzt keine Urheberrechte an den Zeitschriften und ist nicht verantwortlich für deren Inhalte. Die Rechte liegen in der Regel bei den Herausgebern beziehungsweise den externen Rechteinhabern. [Siehe Rechtliche Hinweise.](#)

Conditions d'utilisation

L'ETH Library est le fournisseur des revues numérisées. Elle ne détient aucun droit d'auteur sur les revues et n'est pas responsable de leur contenu. En règle générale, les droits sont détenus par les éditeurs ou les détenteurs de droits externes. [Voir Informations légales.](#)

Terms of use

The ETH Library is the provider of the digitised journals. It does not own any copyrights to the journals and is not responsible for their content. The rights usually lie with the publishers or the external rights holders. [See Legal notice.](#)

Download PDF: 26.04.2025

ETH-Bibliothek Zürich, E-Periodica, <https://www.e-periodica.ch>

A new pentaploid of the genus *Arum* (Araceae)

Marija Bedalov

Department of Botany, University of Zagreb, Marulićev trg 9A, YU 41000 Zagreb, Yugoslavia

Manuscript accepted September 11, 1984

Abstract

Bedalov M. 1984. A new pentaploid of the genus *Arum* (Araceae). Bot. Helv. 94: 385–390.

The pentaploid wild *Arum* ($2n = 5 \times = 70$) found in Southern Italy near San Michele, Bari, differs in some characteristics from the other *Arum* species known so far. It is most probably a hybrid between the tetraploid ($2n = 56$) *A. apulum* (Carano) Bedalov (*A. nigrum* Schott var. *apulum* Carano) and the hexaploid ($2n = 84$) *A. italicum* Miller.

Introduction

The present paper describes a natural pentaploid *Arum* found in South Italy near San Michele, in vicinity of Bari. The plants morphologically differ from the other known *Arum* species. The investigations show that the plants have $2n = 5 \times = 70$ chromosomes and suggest that this pentaploid of *Arum* could be a hybrid derived from the tetraploid *A. apulum* (Carano) Bedalov (*A. nigrum* Schott var. *apulum* Carano) ($2n = 4 \times = 56$) and from the hexaploid *A. italicum* Miller ($2n = 6 \times = 84$). So far the only known pentaploids of the genus *Arum* were established by Lovis (1954–55) and by Beuret (1977).

Material and methods

The plants collected in Italy (near San Michele, Bari) and afterwards cultivated in the Botanical garden of the Faculty of Sciences of the University of Zagreb, have been investigated.

Mitotic chromosomes were studied in root tip cells. Roots were pretreated in saturated water solution of paradichlorobenzene for about three hours, fixed in aceto-alcohol (1:3) and stained in aceto-carmin.

Results

The investigated plants morphologically differ in certain features from all other *Arum* species known so far. Differences are particularly emphasized in the shape of the spadix and in the form of sterile and male flowers (Figs. 1, 2 and 3).

Travail dédié au professeur Claude Favarger, pour son 70^e anniversaire

The appendix of the spadix is white-yellow and slightly rough on its surface. It is 3–5 cm long, conical elongate markedly narrowed towards the apical part, broaden on the base and more or less gradually transforms in its stalk of which it is usually somewhat longer.

The upper sterile flowers are absolutely absent, rarely very weakly developed and arranged in one whorl (Fig. 3).

The male flowers are more or less reduced and arranged in one or two whorls. Very seldom they are arranged in more whorls and in this case the upper sterile flowers are also scarcely developed (Figs. 2 and 3).

The lower sterile flowers are also weakly developed and arranged in one or two whorls.

The part of the inflorescence with female flowers is normal, well developed, cylindrical, about 2 cm long and about 1 cm wide.

The spadix is never longer than a half of the spathe.

The spathe is usually about 30 cm long, elliptical-lanceolate. Externally it is slightly purple coloured. Its blade is about four to five time as long as its bottle part.

The leaves are uniformly green and triangular hastate, like in *Arum italicum* (Figs. 4 and 5).

The peduncle is not longer than one half of the petiole.

The tuber in the investigated plants has a kind of globular or somewhat flattened shape on which still exists last year old tuber (Figs. 6 and 7 b).

Cytological investigations have shown that the plants collected in South Italy are pentaploids with $2n = 5 \times = 70$ chromosomes.

Discussion

According to literature (Bolkhovskikh et al. 1969, Löve et al. 1961, 1973, Prime 1961, Zahariyeva et al. 1969, Tarnavski et al. 1970, Wcislo 1970, Beuret 1971, 1972, 1977, Lovka et al. 1971, Marchi 1971, Nilsson et al. 1971, Marchant 1972, Terpó 1971, 1973, Bedalov 1973 a, 1973 b, 1975 a, 1975 b, 1975 c, 1976, 1977, 1978, 1980, 1981, 1982, 1983, Kononov et al. 1974) the majority of *Arum* species are diploids with $2n = 28$ chromosomes (*A. pictum* L., *A. nigrum* Schott, *A. creticum* Boiss. et Heldr., *A. palaestinum* Boiss., *A. dioscoridis* Sibth. et Sm., *A. korolkowii* Regel, *A. hygrophilum* Boiss., *A. orientale* M. Bieb. and *A. alpinum* Schott et Kotschy), while few of them are polyploids with $2n = 56$ chromosomes (*A. maculatum* L., *A. apulum* (Carano) Bedalov, *A. albispathum* Stev.) and with $2n = 84$ chromosomes (*A. italicum* Miller).

Fig. 1. Inflorescence of pentaploid *Arum* from San Michele.



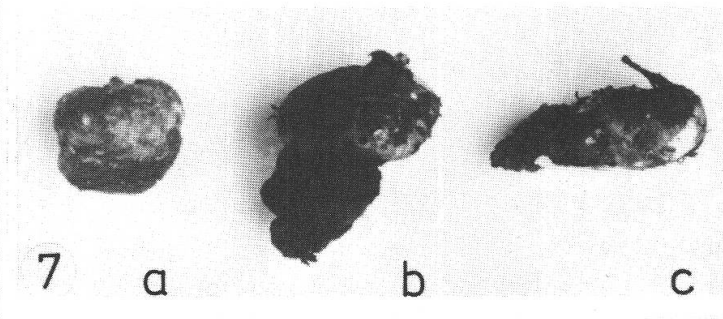


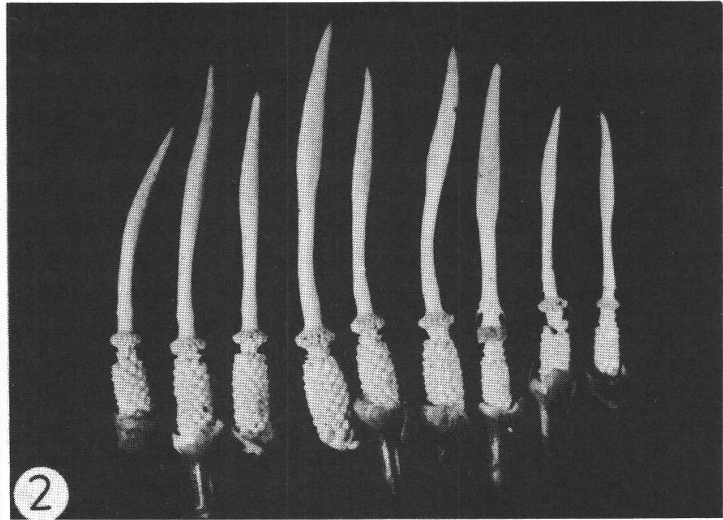
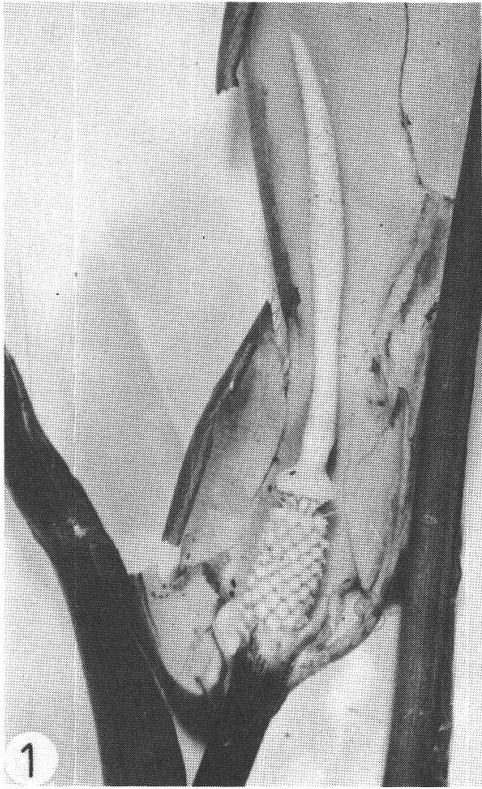
Fig. 2. The shape of the spadix.

Fig. 3. Detail of inflorescence.

Figs. 4 and 5. Uniformly green and triangular hastate leaves.

Fig. 6. Globular tuber.

Fig. 7. a) Globular tuber of *Arum apulum* – b) Oval and upright tuber from a cultivated specimen of the pentaploid *Arum* (culture in pot) – c) Cylindrical tuber of *A. italicum*.



The chromosome number $2n=70$ has been established already earlier by Lovis (1954–55) for wild *Arum* specimens from Arundel, Sussex (England). The plant was described by him as a hybrid between *A. italicum* Mill. subsp. *neglectum* (Townson) Prime (*A. neglectum* (Townson) Ridley) ($2n=84$) and *A. maculatum* ($2n=56$). Another pentaploid *Arum* has been discovered by Beuret (1977) in the park Avocourt (Athis, near Paris) and considered by this author as a hybrid between *A. maculatum* L. ($2n=56$) and *A. italicum* Miller ($2n=84$). Morphologically this hybrid was very similar to the *italicum* parent.

The plant from South Italy investigated in the frame of this work is also hybrid, and according to some morphological characteristics, chromosome numbers and distribution of the other *Arum* species in this area, it could be a hybrid between *A. apulum* ($2n=56$) and *A. italicum* ($2n=84$). So, the globular shape of tuber, although it has a last year old part, could originate from the species *A. apulum* or could present an intermediate form between globular (*A. apulum*) and cylindrical (*A. italicum*) types (Fig. 7). Slightly purple coloured spathe could also be a characteristic originated from the species *A. apulum*, while triangular hastate leaves and peduncle not longer than one half of the leaf petiole are characteristics of the species *A. italicum*. Otherwise, in the surrounding of the locality where the *Arum* in question was collected, *A. apulum* and *A. italicum* are growing. After Fiori (1927), Zangheri (1976) and Pignatti (1982) the genus *Arum* in Italy is represented by species *A. italicum* ($2n=84$), *A. maculatum* ($2n=56$), *A. apulum* ($2n=56$), *A. pictum* ($2n=28$), *A. alpinum* (*A. cylindraceum* Gasp.) ($2n=28$) and *A. lucanum* Cavara and Grande.

According to Schott (1860) and Engler (1920) the only known *Arum* species with absent or scarcely developed upper sterile flowers is *A. creticum*. However the species *A. creticum*, which is endemic in the Aegean area, differs in some morphological features and has $2n=28$ chromosomes (Marchant 1973).

The *Arum* hybrid found in South Italy represents a new type of the genus *Arum*. It is very interesting that this pentaploid *Arum* has a kind of globular type of tuber, because so far the only polyploid *Arum* with globular form of tuber was *A. apulum* ($2n=56$). Otherwise this shape of tuber is characteristic of diploid *Arum* species, while tetraploid species *A. maculatum* and hexaploid species *A. italicum* have cylindrically or ovaly elongated and rhizomelike tubers (Bedalov 1975 a, 1976, 1977, 1978).

Another wild *Arum* hybrid, a triploid one, having $2n=3\times=42$ chromosomes, which is hybrid between a diploid ($2n=28$) and a tetraploid ($2n=56$) plant was also described. It was recorded by Beuret (1971, 1977) for the vicinity of Bucarest (Rumania) and described by Kononov et al. (1974) for Crimea and Caucasus.

It is evident that wild *Arum* hybrids exist although not registered so often.

Otherwise, according to the experience of the author, artificial hybridisation between different *Arum* species is possible. It is possible to get seeds by artificial pollination. The difficulty lies in the fact that in *Arum* it is necessary to wait few years till from the seeds we get the plant mature enough to give flowers and fruits what is important for establishing morphological characteristics of the new plant.

In this paper mainly morphological characteristics and chromosome number of the pentaploid *Arum* from South Italy are given. Further morphological and phytogeographical investigations, as well as possibly artificial hybridisation will certainly throw considerable light on the problem of its progenitors origin.

The author is deeply indebted to Professor Dr. C. Favarger (Institut de Botanique, Université de Neuchâtel) for inspiring advices, useful suggestions and critical reading of the manuscript.

References

- Bedalov M. 1973 a. In Löve Á., IOPB chromosome number reports. XL. *Taxon* 22: 115–118.
- 1973 b. Citotaksonomska i horološka istraživanja araceja u Jugoslaviji. Disertacija (mscr.), Zagreb.
- 1975 a. Cytotaxonomical and phytogeographical investigation of the species *Arum italicum* Mill. in Jugoslavia. *Acta Bot. Croat.* 34: 143–150.
- 1975 b. Taxonomic problems and distribution of the species *Arum nigrum* Schott in the Balkan flora. Problems of Balkan flora and vegetation. Sofia.
- 1975 c. Cytotaxonomical investigations and distribution of the species *Arum orientale* M.B. in Jugoslavia. Abstracts. XII. Internat. Bot. Congr. Leningrad.
- 1976. Citotaksonomska i biljnogeografska istraživanja vrste *Arum alpinum* Schott et Kotschy u Jugoslaviji. *Glasn. Prir. Mus. Beograd, Ser. B.*, 31: 111–118.
- 1977. Citotaksonomska i biljnogeografska istraživanja vrste *Arum maculatum* L. u Jugoslaviji. *Acta Bot. Croat.* 36: 107–117.
- 1978. Sur quelques espèces diploïdes du genre *Arum* L. *Bull. Soc. Neuchâtel. Sci. Nat.* 101: 85–93.
- 1980. Two *Arum* interesting for the flora of South Italy. *Journées Étud. Systém. et Biogéogr. Médit.–Cagliari, C.I.E.S.M.* 101–102.
- 1981. Cytotaxonomy of the genus *Arum* (Araceae) in the Balkans and the Aegean area. *Bot. Jahrb. Syst.* 102: 183–200.
- 1982. Die Gattung *Arum* in den Ostalpenländern. *Stapflia* 10: 95–97.
- 1983. Distribution of the species *Arum alpinum* Schott et Kotschy in the West mediterranean area. *Rapp. Comm. Int. Mer Médit.* 28: 107–109.
- Beuret E. 1971. Répartition géographique de quelques *Arum* des groupes *maculatum* L. et *italicum* Mill. *Bull. Soc. Neuchâtel. Sci. Nat.* 94: 29–36.
- 1972. Présence d'un *Arum* diploïde en Italie. *Ibid.* 95: 35–41.
- 1977. Contribution à l'étude de la distribution géographique et de la physiologie de taxons affines di- et polyploïdes. *Bibliotheca Botanica*. Stuttgart.
- Bolkhovskikh Z., Grif F., Matvejeva T. et Zakharyeva O. 1969. Chromosome numbers of flowering plants. Leningrad.
- Engler A. 1920. Araceae–Aroideae. In *Das Pflanzenreich* 4 (23), Leipzig.
- Fiori A. 1923–25. *Nuova Flora analitica d'Italia* I. Firenze.
- Kononov V. et Molkova I. 1974. Genus *Arum* L. in URSS. *Novitates Systematicae Plantarum Vascularium* 11: 75–83.
- Löve Á et Löve D. 1961. Chromosome numbers of central and north-west European plant species. *Opera bot. Lundensis* 5(1).
- Löve Á. et Kjellqvist E. 1973. Cytotaxonomy of Spanish plants. II. Monocotyledones. *Lagascalia* 3: 147–182.
- Lovis J. D. 1954–55. A wild *Arum* hybrid. *Proceedings of the Bot. Soc. Brit. Isles*, 1: 97.
- Lovka M., Sušnik F. et Löve D. 1971. In Löve Á., IOPB chromosome number reports. XXXIV. *Taxon* 20: 785–795.
- Marchant C. J. 1972. Chromosome variation in Araceae: IV. *Kew Bull.* 26: 395–404.
- Marchi P. 1971. Numeri cromosomici per la flora Italiana. *Inform. Bot. Ital.* 3: 124–128.
- Nilsson Ö. et Lassen P. 1971. Chromosome numbers of vascular plants from Austria, Mallorca and Jugoslavia. *Bot. Not.* 124: 270–276.
- Pignatti S. 1982. *Flora d'Italia* 3: 624–629. Edagricole, Bologna.
- Prime C. T. 1961. Taxonomy and nomenclature in some species of the genus *Arum* L. *Watsonia* 5: 106–109.
- Schott H. W. 1860. *Prodromus Systematis Aroidearum*. Vindobonae.
- Tarnavski I. T. et Lungeanu I. 1970. Chromosomenzahlen von einigen in Rumänien wildwachsenden Anthophyten. *Rev. Roumaine Biol. Ser. Bot.* 15: 381–383.
- Terpó A. 1971. *Arum*-rendszeretani kutatások Magyarországon. *Bot. Közlem.* 58: 150–160.
- 1973. Kritische Revision der *Arum*-Arten des Karpatenbeckens. *Acta Bot. Acad. Sci. Hung.* 18: 216–255.

- Wcisło H. 1970. Karyological studies in Polish representatives of Spadiciflorae. *Acta Biol. Cracov.* 13: 84–89.
- Zakharyeva O. J. et Makušhenko L. M. 1969. Chromosome numbers of Monocotyledones belonging to the families Liliaceae, Iridaceae, Amarylidaceae and Araceae. *Bot. Žurn.* 54(8): 1213–1227.
- Zangheri P. 1976. *Flora italica* I. Padova.