

**Zeitschrift:** Berichte der Schweizerischen Botanischen Gesellschaft = Bulletin de la Société Botanique Suisse  
**Herausgeber:** Schweizerische Botanische Gesellschaft  
**Band:** 72 (1962)  
  
**Artikel:** Some experiments performed with IAA-C14 on the Auxin transport in relation to the role of Sodium glycocholate (Na-G)  
**Autor:** Vardar, Y. / Denizci, R.  
**DOI:** <https://doi.org/10.5169/seals-50850>

### **Nutzungsbedingungen**

Die ETH-Bibliothek ist die Anbieterin der digitalisierten Zeitschriften auf E-Periodica. Sie besitzt keine Urheberrechte an den Zeitschriften und ist nicht verantwortlich für deren Inhalte. Die Rechte liegen in der Regel bei den Herausgebern beziehungsweise den externen Rechteinhabern. Das Veröffentlichen von Bildern in Print- und Online-Publikationen sowie auf Social Media-Kanälen oder Webseiten ist nur mit vorheriger Genehmigung der Rechteinhaber erlaubt. [Mehr erfahren](#)

### **Conditions d'utilisation**

L'ETH Library est le fournisseur des revues numérisées. Elle ne détient aucun droit d'auteur sur les revues et n'est pas responsable de leur contenu. En règle générale, les droits sont détenus par les éditeurs ou les détenteurs de droits externes. La reproduction d'images dans des publications imprimées ou en ligne ainsi que sur des canaux de médias sociaux ou des sites web n'est autorisée qu'avec l'accord préalable des détenteurs des droits. [En savoir plus](#)

### **Terms of use**

The ETH Library is the provider of the digitised journals. It does not own any copyrights to the journals and is not responsible for their content. The rights usually lie with the publishers or the external rights holders. Publishing images in print and online publications, as well as on social media channels or websites, is only permitted with the prior consent of the rights holders. [Find out more](#)

**Download PDF:** 14.09.2025

**ETH-Bibliothek Zürich, E-Periodica, <https://www.e-periodica.ch>**

# **Some experiments performed with IAA-C<sup>14</sup> on the Auxin transport in relation to the role of Sodium Glycocholate (Na-G)**

By *Y. Vardar* and *R. Denizci*

Dept. of Botany Univ. of Ege Bornova, Izmir, Turkey

Accepted for publication June 1st 1962

## **Introduction**

The discussion about the role of TIBA on auxin transport started with the statement of Kuse (1953–1954) still continues. Because, beside the observations which support this statement (Niedergang, 1954; Vardar, 1955; Niedergang-Kamien and Skoog, 1956; Keitt, 1956; Zwar and Rijven, 1956; Hay, 1956; Niedergang-Kamien and Leopold, 1957; Kuse, 1958 and 1961), it is also reported that the role of TIBA on the growth can be interpreted in other ways (Galston, 1947; Thimann and Bonner, 1948; Åberg, 1950 and 1953; Street, 1955; Audus and Thresh, 1956; Vardar and Acarer, 1957).

Moreover the experiments of Vardar (1959) performed with IAA-C<sup>14</sup> put forward the difficulty in accepting the blocking effect of TIBA on auxin transport.

On the other hand Champagnat and Pigeret (1957) conducted some experiments with the technique of Kuse (1953) by using Sodium glycocholate instead of TIBA. As a result of their observations on the alternation in the growth of cotyledonary buds with the treatment of Na-G, these authors accepted the blocking effect of Na-G in auxin transport also.

The aim of this paper is to test the validity of the conclusion arrived by Champagnat and Pigeret concerning the Na-G blocking effect on auxin transport by using IAA-C<sup>14</sup>.

## **Method and material**

As previously used by Vardar (1959) for the autoradiographical and dark bending reaction experiments, the 45 mm *Ipomea* hypocotyls were used. In the experiments of quantitative comparison of radioactivity, the 45 mm tall *Helianthus* hypocotyls were preferred. Both *Ipomea* and

*Helianthus* hypocotyls were grown and prepared for experiments completely in the same manner as previously done by Vardar (1959). The Na-G was applied as a lanoline paste in the concentration which was found convenient for blocking effect by Champagnat and Pigeret (100 mg/L or 500 mg/L). The radioactive auxin (IAA-C<sup>14</sup>) used was a sample prepared in 1958 by Waltham Tracer laboratory in 3-Indole-Acetic acid- $\alpha$ -C<sup>14</sup> (C<sub>8</sub>H<sub>6</sub>NC<sup>14</sup>-H<sub>2</sub>-COOH) form. The specific activity of the IAA-C<sup>14</sup> sample used was 1,1 mc/m $\mu$  and the concentration of the solution used was 2  $\mu$ m/ml, the quantity applied to the plants was 0,2  $\mu$ g per plant and the activity was 1  $\times$  13 cpm/per plant. For the measurements of the radioactivity the same technique was used as previously followed by Vardar (1959). The radioactivity measurements were made with a Nuclear Chicago M5 Gas-flow counter.

In the chromatographic experiments, performed for verification that the radioactivity measured in the upper and lower parts of Na-G ring in *Helianthus* hypocotyls, Watman No. 2 paper was used and the Nitsch and Nitsch (1955) technique was followed.

In chromatography the solvent used was water-amonium-butanol and the extraction was made with methanol by keeping the sections for a while in ice or in some experiments by boiling in a waterbath. For the determination of spots on the chromatograms Salkowski reagent was used.




Figure 1

The behaviour in the dark conditions of *Ipomea* hypocotyls. A) Control hypocotyl, B) Experimental hypocotyl; one of its cotyledonary stalk ringed with Na-G. (In both cases no bending reaction.)



## Experimental Part

### a) Dark bending reactions of *Ipomea* hypocotyls:

When asymmetric auxin distribution is functioning in an organ, even in the complete darkness the occurring of bending reaction, is well known. If the Na-G applied to the cotyledon stalk had blocked the auxin flow coming from the cotyledon, a typical bending reaction must occur in the hypocotyl even in the dark conditions. But as seen in fig. 1 we did not observe any bending reaction in the treated hypocotyl in comparison with untreated ones. This result shows that no asymmetrical distribution in growth substances occurs with the treatment by Na-G. This indicated that Na-G does not block the auxin transport on the applied stalk. This conclusion is against to the suggestion of Champagnat and Pigeret (1957).

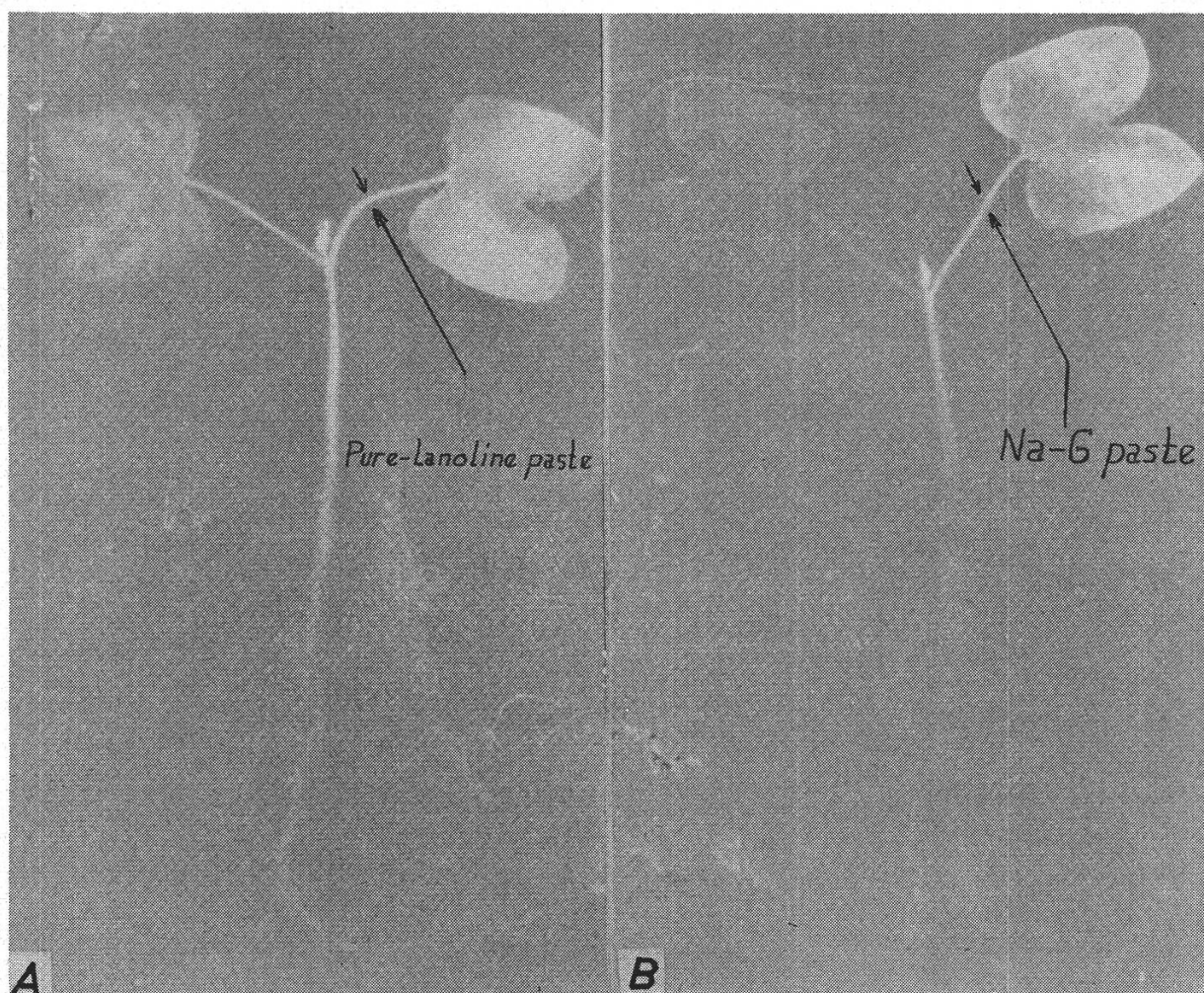


Figure 2

The autoradiographs of *Ipomea* hypocotyls. A) Control hypocotyl, B) Experimental hypocotyl; one of its cotyledonary stalk ringed with Na-G. (IAA-C<sup>14</sup> was applied 6 h. after ringing with Na-G paste and the plant fixation X-Film was made 15 h. after the application of IAA-C<sup>14</sup>. Time of exposure 3 months.)

*b) Autoradiographical verification:*

It seemed interesting for us to verify the results observed in the dark bending reactions with autoradiographic experiments. However if the Na-G has a blocking effect on auxin transport, the applied IAA-C<sup>14</sup> on the cotyledons must be blocked by the Na-G at the ringed point and no radioactivity must be found below it.

As seen in fig. 2, there were no differences in the distribution of the radioactivity in the treated and control *Ipomea* hypocotyls. These again indicate that it is difficult to accept a blocking effect for Na-G on auxin transport.

*c) The quantitative comparison of radioactivity:*

By using the technique of Vardar (1959) some experiments were conducted for quantitative measurements of the radioactivity in the upper and lower parts of Na-G ring of treated hypocotyls and were compared with the radioactivity in the same parts of untreated (control) hypocotyls.

Table 1

The distribution of the radioactivity in the different segments of Na-G ringed and control untreated *Helianthus* hypocotyls. The IAA-C<sup>14</sup> solution was applied 6 hours after ringing with Na-G paste and the measurement of the radioactivity in segments was made 15 hours after the application of IAA-C<sup>14</sup>. Average of 10 experiments (31.1.-14.2.1962)

| Experimental hypocotyls ringed<br>with Na-G paste                    |  | Control hypocotyls ringed<br>with pure lanoline                                  |  |
|--|--|--|--|
| Counted activity<br>per segment in<br>the upper part<br>of Na-G ring | Counted activity<br>per segment in<br>the lower part<br>of Na-G ring | Counted activity<br>per segment in<br>the upper part<br>of pure lanoline<br>ring | Counted activity<br>per segment in<br>the lower part<br>of pure lanoline<br>ring |
| 85cpm/Segment  | 103cpm/Segment   | 86cpm/Segment  | 102cpm/Segment   |

*d) Chromatographic analysis:*

One can say that the results shown in Table 1 indicate essentially the distribution of C<sup>14</sup>, but perhaps not the presence of IAA-C<sup>14</sup>. Therefore these results may not prove completely the blocking effect of Na-G on the auxin transport. In the light of this argument we thought it will be much more satisfactory to show that the radioactivity measured in the lower



and upper section of Na-G ring of treated hypocotyls is due to IAA-C<sup>14</sup>. For this reason some chromatographic analysis were made. In these experiments radioactive and non-radioactive auxin were applied to the cotyledons of treated (experimental) and untreated (control) hypocotyls. Then the chromatographic separation of the extractions obtained from the upper and lower parts of Na-G ring and from the same sections of the control plants was followed.

The comparison of Rf value, radioactivity in spots of the chromatograms obtained from the lower and upper section of the Na-G ringed extraction with those of the control plants show us no differences in respective points (fig. 3). Thus, it is easy to understand that the radioactivity followed even in the lower parts of Na-G ring is due to the IAA-C<sup>14</sup>. Therefore it is difficult to accept the suggestion that the Na-G has a blocking effect on auxin transport.




Figure 3

The chromatograms of extracts obtained a) from the upper, b) from the lower part of control, and c) from the upper, d) from the lower parts of experimental *Helianthus* hypocotyls.

### Conclusion

In 1938 Clark according to his results obtained from the experiments on the effect of glycocholate on the auxin transport, reported that the «glycocholate completely abolishes the auxin transport». Champagnat and Pigeret (1957) conducted some experiments on the role of the Na-G in relation to correlative growth changes of buds. In the light of their investigations on the effect of glycocholate on the bud growth correlation, these authors came to the conclusion also that the Na-G has a blocking effect on the auxin transport.

Our results obtained by using IAA-C<sup>14</sup> indicate that the Na-G has no effect on the auxin transport (c. f. autoradiographic results and the experiments of quantitative measurements of radioactivity). Moreover with chromatographic separation it is shown that radioactivity found even in the lower parts of Na-G of treated hypocotyls is due to the IAA-C<sup>14</sup>. Therefore, it is concluded that the role played by Na-G on growth must be other than the blocking of auxin transport.

### Summary

In this paper the validity of the conclusion concerning the Na-G blocking effect on auxin transport is investigated by using IAA-C<sup>14</sup>.

According to the observations on dark bending reactions, autoradiograms, and the results obtained from the comparison of radioactivity and chromatographic separations, it is concluded that Na-G has not a blocking effect on auxin transport.

### Zusammenfassung

In vorliegender Arbeit wurde mit Hilfe von IAA-C<sup>14</sup> die Gültigkeit der Feststellung der Sperreffeckt von Na-G auf den Transport von Auxin untersucht.

Auf Grund von Beobachtungen an Krümmungsbewegungen bei Dunkelheit, von Autoradiogrammen und Ergebnissen, die beim Vergleich der Radioaktivität und der Trennung mittels Chromatographie erhalten wurden, kommen die Verfasser zum Ergebnis, daß das Na-G keine Sperrung des Auxintransportes verursacht.

### Acknowledgement

The authors wish to express their appreciation to CENTO and to NATO for the technical assistance and for the equipment that made this research possible.



## Bibliography

- Åberg B. 1950. On auxin antagonists and synergists in root growth. *Physiol. Plant.* **3**, 477-461.
- 1953. On the interaction of 2, 3, 5-triiodobenzoic acid and maleic hydrazide with auxins. *Physiol. Plant.* **6**, 277-291.
- Audus L. J. and Tresh R. 1956. The effects of synthetic growth-regulator treatments on the levels of free endogenous growth-substances in plants. *Ann. Bot.* **XX**, 439-459.
- Champagnat M. P. et Pigeret Cl. 1957. Action comparée du glycolate de sodium (NaG) et de l'acid Triiodobenzoïque (T.I.B.A.) sur la stimulation exercée par le cotylédon de Lin sur son bourgeon axillaire. *Rev. Générale de Bot.* **64**, 1-8
- Clark W. G. 1938. Electrical polarity and auxin transport. *Plant Physiol.* **13**, 529-552.
- Galston A. W. 1947. The effect of 2,3,5-triiodobenzoic acid on the growth and flowering of soybeans. *Amer. J. Bot.* **34**, 356-360.
- Hay J. R. 1956. The effect of 2,4-dichlorophenoxyacetic acid and 2,3,5-triiodobenzoic acid on the transport of indole acetic acid. *Plant Physiol.* **31**, 118-120.
- Keitt G. W. 1956. A study of the effects of some benzoic acid derivatives and related compound on the polar transport of auxin. Ph. D. thesis Univ. of Wisconsin.
- Kuse G. 1953. Effect of 2,3,5-triiodobenzoic acid on the growth of lateral bud and on tropism of petiole. *Mem. College of Sci. Univ. of Kyoto. Series B/XX*, 207-215.
- 1954. Bud inhibition and correlative growth of petiole in sweet potato stem. *Mem. of the College of Sci. Univ. of Kyoto. Series B/XXI*, 107-114.
- 1958. Necessity of auxin for the growth effect of Gibberellin. *Bot. Magazine, Tokyo* 71/838, 151-159.
- 1961. Correlative growth of lateral bud in Ipomea Batatas shoot. *Memoirs of the College of Science, Univ. of Kyoto. Series B, Vol. XXVIII, No. 3* 431-453.
- Niedergang E. 1954. Chemical modification of polarity and auxin transport in plants. Ph. D. Thesis Univ. of Wisconsin.
- Niedergang-Kamien E. and Leopold A. C. 1957. Inhibitors of polar auxin transport. *Physiol. Plant.* **10**, 29-38.
- and Skoog F. 1956. Studies on polarity and auxin transport in plants I. Modification of polarity and auxin transport by triiodobenzoic acid. *Physiol. Plant.* **9**, 60-73.
- Nitsch J. P. and Nitsch C. 1955. The separation of natural plant growth substances by paper chromatography. *Beitr. Biol. Pfl.* **31**, 387-397.
- Street H. E. 1955. Factors controlling meristematic activity in excised roots VI. Effects of various Antiauxins on the growth and survival of excised roots of *Lycopersicum esculentum*. *Mill. Physiol. Plant.* **8**, 48-62.
- Thimann K. V. and Bonner W. D. 1948. The action of triiodobenzoic acid on growth. *Plant Physiol.* **23**, 158-161.
- Vardar Y. 1955. A study on the apical bud inhibition upon the lateral branches. *Rev. Fac. Sci. Univ. Istanbul, XX/B (3)*, 245-256.
- 1959. Some confirmatory experiments performed with IAA-C<sup>14</sup> concerning the effect of TIBA upon auxin transport. *Rev. Fac. Sci. Univ. Istanbul. XXIV/1-2*, 133-145.
- and Acarer P. 1957. Auxin in relation to the development of Epiphyllous buds in *Bryophyllum*. *Phyton* **8 (2)**, 101-119.
- Zwar J. A. and Rijven A.H.G.C. 1956. Inhibition of transport of indole-3-acetic acid in the etiolated hypocotyl of *Phaseolus vulgaris* L. *Austral. Jour. Biol. Sci.* **9**, 528 bis 538.