

Zeitschrift: Acta Tropica
Herausgeber: Schweizerisches Tropeninstitut (Basel)
Band: 40 (1983)
Heft: 4

Artikel: General considerations on endemic treponematoses in the rural Sahel region of Upper Volta
Autor: Monjour, L. / Druilhe, P. / Fribourg-Blanc, A.
DOI: <https://doi.org/10.5169/seals-313145>

Nutzungsbedingungen

Die ETH-Bibliothek ist die Anbieterin der digitalisierten Zeitschriften auf E-Periodica. Sie besitzt keine Urheberrechte an den Zeitschriften und ist nicht verantwortlich für deren Inhalte. Die Rechte liegen in der Regel bei den Herausgebern beziehungsweise den externen Rechteinhabern. Das Veröffentlichen von Bildern in Print- und Online-Publikationen sowie auf Social Media-Kanälen oder Webseiten ist nur mit vorheriger Genehmigung der Rechteinhaber erlaubt. [Mehr erfahren](#)

Conditions d'utilisation

L'ETH Library est le fournisseur des revues numérisées. Elle ne détient aucun droit d'auteur sur les revues et n'est pas responsable de leur contenu. En règle générale, les droits sont détenus par les éditeurs ou les détenteurs de droits externes. La reproduction d'images dans des publications imprimées ou en ligne ainsi que sur des canaux de médias sociaux ou des sites web n'est autorisée qu'avec l'accord préalable des détenteurs des droits. [En savoir plus](#)

Terms of use

The ETH Library is the provider of the digitised journals. It does not own any copyrights to the journals and is not responsible for their content. The rights usually lie with the publishers or the external rights holders. Publishing images in print and online publications, as well as on social media channels or websites, is only permitted with the prior consent of the rights holders. [Find out more](#)

Download PDF: 08.02.2026

ETH-Bibliothek Zürich, E-Periodica, <https://www.e-periodica.ch>

¹ Laboratoire Central de Parasitologie et Consultation des Maladies Tropicales et Parasitaires (Prof. M. Gentilini), Groupe Hospitalier Pitié-Salpêtrière, Paris, France

² Laboratoire d'Immunologie, 5 Bld. du Montparnasse, 75006 Paris, France

³ Ministère de la Santé et des Affaires Sociales, Ouagadougou, République de Haute-Volta

General considerations on endemic treponematoses in the rural Sahel region of Upper Volta

L. MONJOUR¹, P. DRUILHE¹, A. FRIBOURG-BLANC², M. KARAM¹,
A. FROMENT¹, H. FELDMEIER¹, C. DANIEL-RIBEIRO¹, J. M. KYELEM³,
M. GENTILINI¹

Summary

A sero-immunological survey conducted by indirect immunofluorescence technique has made it possible to determine accurately the prevalence and distribution of treponematoses in the Sahel rural region of Upper Volta. The number of carriers of antitreponemal antibodies varies from one place to another, but is particularly high in a nomad community, where prevalence attains 84.2%. The magnitude of endemic foci can also be expressed in terms of maximal titer and geometric mean of antibody titers. The seropositive values increase as a function of age, but sex is not a significant factor as regards prevalence, which would appear to depend essentially on the way of life, habits and promiscuity.

Key words: epidemiology; treponematoses; rural Upper Volta.

Introduction

Endemic syphilis or Bejel belongs to the non venereal group of treponematoses and is found in West Africa in the arid Sahel and Sudan regions (Boiron et al., 1965; Basset et al., 1969; Cirera et al., 1971; Fasquelle, 1971; Basset et al., 1972; Ridet et al., 1979). At the present time, it is still illusory to claim that Bejel is distinguishable from venereal syphilis by the morphology of the causative

Correspondence: Dr. L. Monjour, Laboratoire Central de Parasitologie et Consultation des Maladies Tropicales et Parasitaires, Groupe Hospitalier Pitié-Salpêtrière, 91, Boulevard de l'Hôpital, F-75013 Paris, France

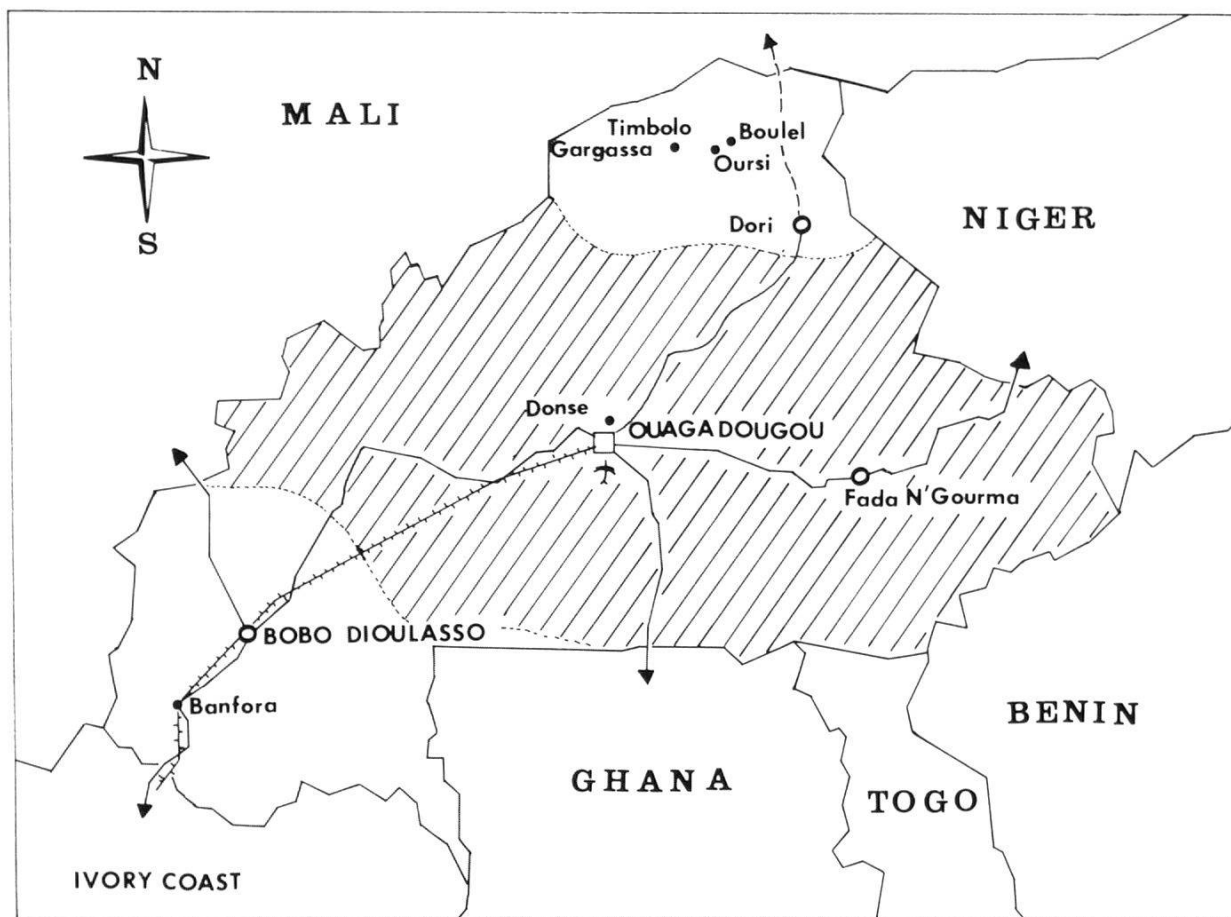


Fig. 1. Centres of the survey.

treponema, inoculation of the animal or sero-immunological tests. In practice, therefore, serologic surveys appeared to be conducted to determine the global prevalence of treponematoses. It seems reasonable to propose that only their specific clinical manifestations and a knowledge of certain biotopes make it possible to predict their identification. Thus in the Sahel region in the North of Upper Volta, where we conducted our survey, endemic syphilis occurs as a major problem of Public Health which requires urgent consideration.

Material and Methods

The survey was conducted in two climatic zones of Upper Volta; in the Sahel region, in the department of Oudalan, at Oursi, Boulel and Timbolo-Gargassa; in the Sudan region, in the department of Ziniaré, at Donse (Fig. 1).

The 597 inhabitants of Oursi – Songhraïs farmers and their families – and the 246 Rimaïbés of Boulel, all sedentary, live in dried mud huts, near water supply points.

Timbolo-Gargassa has a population of 180 Bellahs who are somewhat related to the Warag-warag Touaregs. Their way of life is still of a nomad character. Hemispherical, transportable straw huts serve as dwellings. A well 10 km away constitutes the village water supply.

At Donse, situated in the heart of the Mossi country, alongside a man-made lake, the sedentary population (577 inhabitants) lives in separate concessions, composed of dried mud huts.

Table 1. Prevalence, geometric means and maximum titers of antitreponemal antibodies in the four villages of Upper Volta

Village	Ethnies	Prevalence (%)	Antibody titers (geom. means)	Max. titers
Oursi	Songhrai	12.6 (373)*	1/1312	1/218,700
Boulel	Rimaïbé	42.6 (144)	1/9395	1/656,100
Timbolo-Gargassa	Bellah	84.2 (118)	1/50,200	1/984,150
Donsé	Mossi	3.4 (260)	1/716	1/1800

* Subjects number

Due to certain obligations, such as farming requirements, the tending of herds, travelling, lack of interest on the part of the population, the survey covered a global population of 895 subjects including 373 at Oursi, 144 at Boulel, 118 at Timbolo-Gargassa and 260 at Donsé.

A medical examination investigating signs suggestive of venereal and endemic syphilis preceded the blood sampling campaign.

An indirect immunofluorescence technique, involving an antigen prepared in the laboratory was used to detect antitreponemal antibodies. The protocol for sera absorption on ultrasonate of Reiter's treponema and for the reaction have already been mentioned (Bourdillon et al., 1981). In our study, the positive range extended from 150 to 108,000. Only the titers above or equal to 150 are considered positive.

Results

The results of the serologic survey were expressed according to villages, ethnic groups, sex, serologic positivity and local habits.

Each village has a different ethnic population: Mossi at Donsé, Songhrai at Oursi, Rimaïbé at Boulel, Bellah at Timbolo-Gargassa. The prevalence of treponematoses for each village thus corresponds to the ethnic distribution (Table 1). The number of carriers of antitreponemal antibodies varies from one place to another: exceptionally high in the nomad community of Timbolo-Gargassa, in the Sahel region (84.2%), and low among the sedentary Mossi population of Donsé, in the Sudan area (3.3%). The magnitude of endemic foci can also be expressed in terms of maximum titer and geometric mean of antibody titers. Once again, it is at Timbolo-Gargassa, that the highest figures are recorded (Table 1).

The seropositive values evolve according to age (Fig. 2). At Donsé, 9 positive serologies were found between 10 and 30 years of age. At Oursi, prevalence was low up to 9 years of age, progressively increasing to reach a maximum after 40 years of age. The distribution curve of Boulel, for a long time stationary, mainly rose between 20 and 39 years of age; the prevalence was 72.5% after 40 years of age. At Timbolo-Gargassa, it was outstanding at the age of three (66.6%) reaching their heights soon after adolescence (97%). It is at this period of life that the highest antitreponemal antibody levels are to be found (Fig. 3).

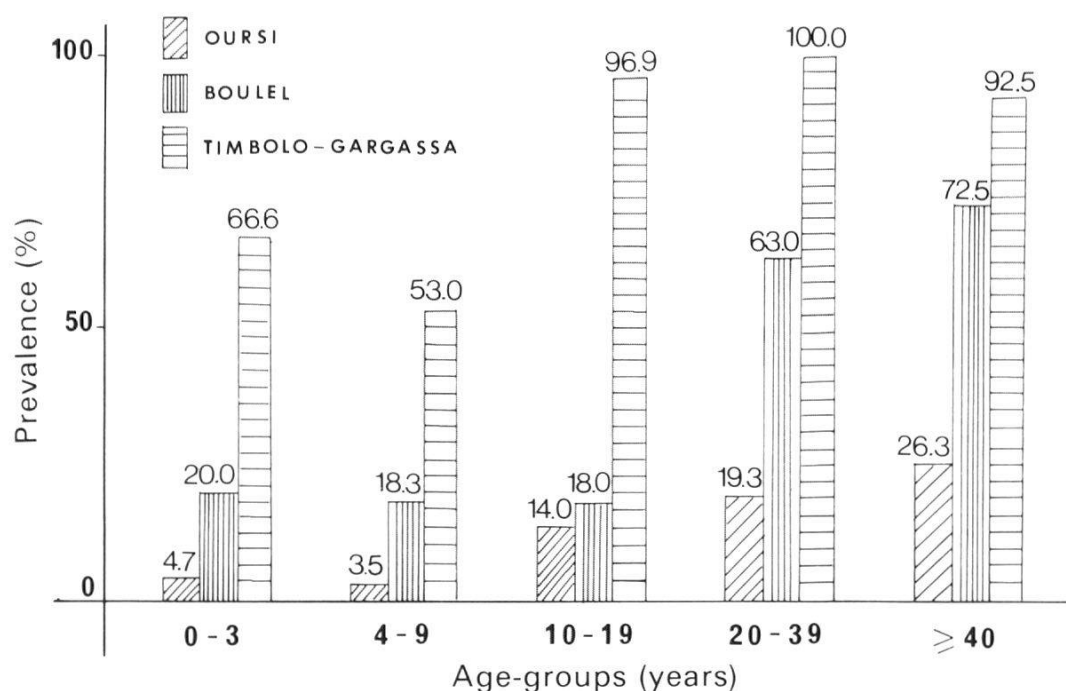


Fig. 2. Prevalence of carriers of antitreponemal antibodies in different age-groups and centres (numbers tested)

Village	Age-groups (years)				
	0-3	4-9	10-19	20-39	≥40
Oursi	49	86	120	80	38
Boulel	14	29	39	32	30
Timbolo-Gargassa	18	23	30	29	18

By a χ^2 test and taking into account the overall population studied as well as the village populations, it could be demonstrated that sex was not a significant factor ($p > 0.05$) as regards prevalence.

Discussion

The results of this study prompt a certain number of questions concerning the presence of various treponematoses in the Sahel region and their modes of contamination.

What interpretation can be given to positive immunofluorescence results, considering our sero-immunological method of detection has proved incapable of differentiating among the treponematoses?

In our survey, congenital syphilis appeared to be rare: only one serology proved positive in the 0-1 year age-group; it concerned a 6-month-old child of Timbolo-Gargassa. The possibility of a venereal or even non venereal transmission of syphilis, due especially to poor family hygiene and promiscuity, must be

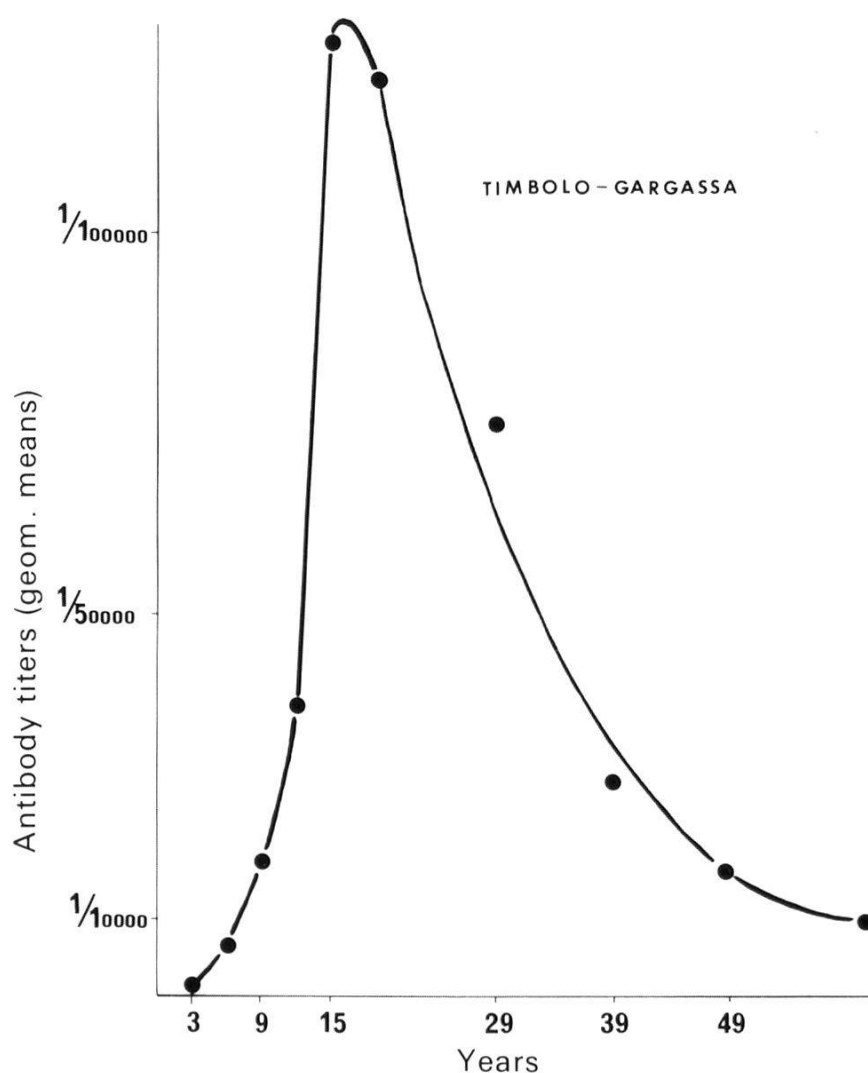


Fig. 3. Antibody titers (geom. means) in relation to age at Timbolo-Gargassa.

considered with caution, because visible clinical manifestations of syphilis were absent. It must be realized, however, that discretion constitutes a barrier to research into specific lesions during mass survey.

Henceforth, the presence of venereal syphilis can only be based on presumptive evidence, in particular the sharp accumulation of cases after puberty, especially in nomad societies where the customs enjoyed are extremely liberal.

Although yaws has been described in Upper Volta (WHO, 1982), our survey has not revealed its existence, on the arid region, in the northern country. However, it remains to discuss five positive serums from adults 24–28 years old, who work currently in Ivory Coast; nevertheless they do not present clinical manifestations in favour of this affection.

Bejel lesions (mucous patches on the buccal mucosa, angular stomatitis, circinate syphilides) discovered among the inhabitants of the three villages of Oudalan, confirm the perennial character of the endemy since 1971 (Fasquelle, 1971). At Oursi and Boulel, 4 and 20% of the subjects presenting a positive

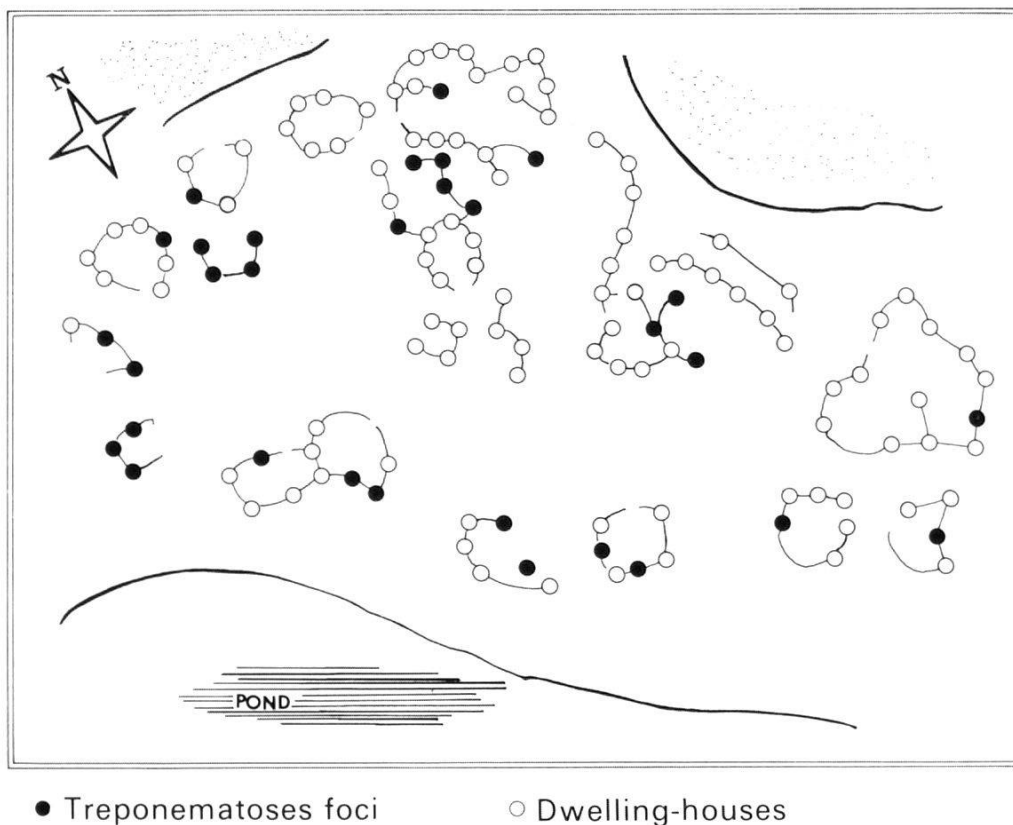


Fig. 4. Topography study of treponematoses at Oursi.

serology developed progressive lesions. At Timbolo-Gargassa, the proportion was 39.2%. Conversely, in the Sudan region, at Donsé, no definite element of diagnosis could confirm the authenticity of Bejel.

This compared survey confirms that endemic syphilis is essentially rife in the dry and semi-desert regions; nevertheless, local variations may prove considerable; villages not more than 15 km distant have prevalences varying in the proportion of 1 to 7 (12.6% at Oursi, 84.2% at Timbolo-Gargassa).

In addition to climatic conditions, other factors appear to be involved in the perennity and dissemination of the treponemal infection, namely the way of life, habits and promiscuity.

At Oursi, where the prevalence is low (12.6%), the Songhrai population has long been sedentary; each family consumes the produce of its own harvest and draws its water supply from the neighbouring pond. Few exchanges take place within the community. At Boulel, the Rimaïbés have recently become sedentary; the sharing of food, especially of water drawn from the well or temporary marigot is more frequent. The prevalence attains 42.6%.

The Bellahs encountered at Timbolo-Gargassa have remained nomads; their nutritional problems appear to be solved, but their sole water supply is to be found at about 10 km away from the village. Waterskins are installed at the entrance; anyone can come and drink from them and cause collective contami-

nation, if affected by buccal syphilitic lesions. Since such a custom was liable to affect prevalence (84.2%); it was abandoned by a community of sedentary Bellahs from a neighbouring community: Gountouré-Oursi, next to water supply points, and prevalence did not exceed 38%.

The scope of promiscuity is revealed by the topographical study of the village of Oursi (Fig. 4). Macrofoci of treponematoses constituted by several groups of contiguous dwelling-places can be distinguished from rare microfoci limited to a single dwelling. In the macrofoci, family and neighbourhood contamination can occur by direct or indirect interhuman contact, by the use of domestic utensils passing from mouth to mouth. The microfocus is represented by a single person, generally a child suffering from treponematoses, in whose case infection is always possible during games which assemble the youth from various districts.

Frequent among the sedentary population, the promiscuity is much greater among the nomads, due to the fragile, confined and poorly isolated character of their dwellings. Crowding affords poor protection against the cold during winter nights but favors the transmission of interhuman infections.

Such epidemiological conditions constitute a whole set of factors favorable to the dissemination of treponematoses which should be considered priority diseases in the Sahel region. The results of indirect immunofluorescence, a technique which has good specificity and is highly sensitive, in particular 200 times more than VDRL (Fribourg-Blanc, 1971) demonstrates the urgency required in applying mass therapy in rural areas. Prevalences of 72 and 100% of treponematoses in the villages must necessarily force attention.

Acknowledgments

This investigation was supported by a grant from the Délégation Générale à la Recherche Scientifique et Technique (Nb: 78.7.2247). We extend our thanks to Ministère de la Santé et des Affaires Sociales de Haute-Volta, for facilities in this study, and to Mrs S. Albaret for her cooperation in the translation of this article.

- Basset A., Maleville J., Basset M.: Aspects de la syphilis endémique des touaregs du Niger. *Bull. Soc. Path. exot.* 62, 80–92 (1969).
- Basset A., Maleville J., Malgras J., Privat Y., Faye I., Basset M., Heid E., Ruscher H., Ermolieff S.: Nouvelle enquête sur un foyer de tréponématose en Casamance (Sénégal). *Bull. Soc. Path. exot.* 65, 66–78 (1972).
- Boiron H., Basset A., Faye I., Debroise A., Mallet M.: Etude des limites du foyer sénégalais de syphilis endémique. *Bull. Soc. méd. Afr. noire Langue franç.* 10, 408–411 (1965).
- Bourdillon F., Monjour L., Druilhe P., Fribourg-Blanc A., Kyelem J. M., Chastang C., Gentilini M.: La syphilis endémique en Haute-Volta. Un aspect particulier du profil épidémiologique. *Bull. Soc. Path. exot.* 74, 375–381 (1981).
- Cirera P., Lefèvre-Witier Ph., Treilhou J. P.: Sur la fréquence des tréponématoses dans certaines populations du département d'Agadès (République du Niger). *Bull. Soc. Path. exot.* 64, 291–296 (1971).

- Fasquelle A.: Apropos de la syphilis endémique. Notions classiques: enquêtes sur l'endémicité tréponémique dans un groupe de population nomade des régions sahéliennes de Haute-Volta. Thèse Méd., Paris 1971.
- Fribourg-Blanc A.: Aspects sérologiques des recontaminations tréponémiques. A propos de 50 observations. Bull. Soc. franç. Derm. Syph. 79, 454–459 (1971).
- O.M.S.: Treponemal infections. Technical Report series 674. WHO, Geneva 1982.
- Ridet J., Gras B., D'Costa J., Akribas A., Causse G.: Etude séro-épidémiologique sur l'endémicité tréponémique au Sénégal. Bull. O.M.S. 57, 315–327 (1979).