

# Phaseshift analysis in single-channel reactions

Autor(en): **Pisent, G.**

Objektyp: **Article**

Zeitschrift: **Helvetica Physica Acta**

Band (Jahr): **36 (1963)**

Heft II

PDF erstellt am: **26.04.2024**

Persistenter Link: <https://doi.org/10.5169/seals-113370>

## Nutzungsbedingungen

Die ETH-Bibliothek ist Anbieterin der digitalisierten Zeitschriften. Sie besitzt keine Urheberrechte an den Inhalten der Zeitschriften. Die Rechte liegen in der Regel bei den Herausgebern.

Die auf der Plattform e-periodica veröffentlichten Dokumente stehen für nicht-kommerzielle Zwecke in Lehre und Forschung sowie für die private Nutzung frei zur Verfügung. Einzelne Dateien oder Ausdrucke aus diesem Angebot können zusammen mit diesen Nutzungsbedingungen und den korrekten Herkunftsbezeichnungen weitergegeben werden.

Das Veröffentlichen von Bildern in Print- und Online-Publikationen ist nur mit vorheriger Genehmigung der Rechteinhaber erlaubt. Die systematische Speicherung von Teilen des elektronischen Angebots auf anderen Servern bedarf ebenfalls des schriftlichen Einverständnisses der Rechteinhaber.

## Haftungsausschluss

Alle Angaben erfolgen ohne Gewähr für Vollständigkeit oder Richtigkeit. Es wird keine Haftung übernommen für Schäden durch die Verwendung von Informationen aus diesem Online-Angebot oder durch das Fehlen von Informationen. Dies gilt auch für Inhalte Dritter, die über dieses Angebot zugänglich sind.

## Phaseshift Analysis in Single-channel Reactions \*)

by **G. Pisent**

Istituto di Fisica dell'Università di Padova, Italy  
Istituto Nazionale di Fisica Nucleare - Sezione di Padova

(1. IX. 62)

### 1. Introduction

A general method for phaseshift analysis of single channel reactions is outlined. The purpose of this paper is to give a complete survey of this subject<sup>1) ... 6)</sup>, in order to relate the phaseshift ambiguities closely to the mathematical structure of the cross section and to allow the quick numerical calculation of all mathematical phase shifts compatible with input data. The method is outlined for the general case of arbitrary maximum orbital angular momentum, and discussed in detail for  $S$ ,  $P$  and  $D$  wave analyses.

### 2. Outline of the Method

The differential cross section for the scattering of neutrons by zero spin nuclei is given by

$$k^2 \sigma(\theta) = \left| \sum_L (a_L/2i) P_L(\cos \theta) \right|^2 + \left| \sum_L (b_L/2i) P'_L(\cos \theta) \right|^2, \quad (1)$$

where

$$a_0 = (\cos 2\delta_1^0 - 1) + i \sin 2\delta_1^0, \quad (2a)$$

$$a_L (L > 0) = u_L - (2L + 1) + i v_L, \quad (2b)$$

$$b_L = \exp(2i\delta_{2L+1}^L) - \exp(2i\delta_{2L-1}^L), \quad (2c)$$

and

$$u_L = \alpha_L \cos 2\delta_{2L+1}^L + \beta_L \cos 2\delta_{2L-1}^L, \quad (3a)$$

$$v_L = \alpha_L \sin 2\delta_{2L+1}^L + \beta_L \sin 2\delta_{2L-1}^L. \quad (3b)$$

$\delta_{2J}^L$  is the phaseshift for the interaction in the state of orbital angular momentum  $L$  and total angular momentum  $J = L \pm 1/2$ ; and  $\alpha_L = L + 1$ ,  $\beta_L = L$ . Let  $L_{max}$  be the

---

\*) This work has been carried out under contract EURATOM-CNEN.

maximum orbital angular momentum involved at the considered scattering energy. Equation (1) can be written as

$$k^2 \sigma(\theta) = \sum_{N=0}^{2L_{max}} A_N \cos^N \theta, \quad (4)$$

where the coefficients  $A_N$ , expressed in terms of the real and imaginary part of  $\mathbf{a}_L$  and  $\mathbf{b}_L$ , are determined by the least square fit of the measured angular distribution. Using the optical theorem  $\text{Im } \mathbf{f}(O^0) = (k^2/4\pi) \sigma(k)$ , where  $\mathbf{f}(O^0) = \sum_L (\mathbf{a}_L/2i)$ , and the relation  $k^2 \sigma(O^0) = [\text{Re } \mathbf{f}(O^0)]^2 + [\text{Im } \mathbf{f}(O^0)]^2$ , one obtains

$$\cos 2\delta_1^0 + \sum_L u_L = U_L, \quad (5a)$$

$$\sin 2\delta_1^0 + \sum_L v_L = V_L, \quad (5b)$$

where in the case of  $L = L_{max}$

$$U_{L_{max}} = \sum_{N=0}^{L_{max}} [(2N+1) - 2A_{2N}/(2N+1)], \quad (6a)$$

$$V_{L_{max}} = 2\Omega_V \left[ \sum_{N=0}^{2L_{max}} A_N - \left( \sum_{N=0}^{L_{max}} A_{2N} / \{2N+1\} \right)^2 \right]^{1/2}, \quad (6b)$$

$\Omega_V$  being the signum function\*)

$$\Omega_V = \pm 1. \quad (7)$$

Since  $V_{L_{max}}$  is a real quantity, the angular distribution coefficients must obey the condition

$$\sum_{N=0}^{2L_{max}} A_N - \left( \sum_{N=0}^{L_{max}} A_{2N} / \{2N+1\} \right)^2 \geq 0. \quad (8)$$

The following procedure will be entirely based on Equations (3); the importance of these equations arises from the fact that they allow the determination of the two phaseshifts corresponding to a given  $L > 0$ , provided all other phaseshifts are known. The solution of Equations (3) in compact form may be written as

$$\cos 2\delta_{2L+1}^L = F_+(\Omega_L, u_L, v_L)/\alpha_L, \quad (9a)$$

$$\sin 2\delta_{2L+1}^L = F_+(\Omega_L, v_L, -u_L)/\alpha_L, \quad (9b)$$

$$\cos 2\delta_{2L-1}^L = F_-(\Omega_L, u_L, v_L)/\beta_L, \quad (9c)$$

$$\sin 2\delta_{2L-1}^L = F_-(\Omega_L, v_L, -u_L)/\beta_L, \quad (9d)$$

where

$$\left. \begin{aligned} F_{\pm}(\Omega_L, p, q) = \{ & p[(p^2 + q^2) \pm (\alpha_L^2 - \beta_L^2)] \\ & \pm \Omega_L q [(2\alpha_L \beta_L)^2 - (p^2 + q^2 - \alpha_L^2 - \beta_L^2)^{1/2}] \{2(p^2 + q^2)\}^{-1} \} \end{aligned} \right\} \quad (10)$$

\*) Unless otherwise stated the symbol  $\Omega$  will always be referred to a sign function.

Equations (9) show that the evident ambiguity implied by Equations (3) is described by the sgn function  $\Omega_L$ . (In the particular case of  $L = 1$ , this ambiguity corresponds, in the neutron-He<sup>4</sup> scattering, to the normal or inverted doublet, which is known as the FERMI-YANG ambiguity in the  $\pi^+$ -proton case).

Since we consider elastic scattering only, the following inequality must be satisfied, in order to ensure that the  $L$  phaseshifts be real

$$|u_L^2 + v_L^2 - \alpha_L^2 - \beta_L^2| \leq 2 \alpha_L \beta_L. \quad (11)$$

A geometrical representation of Equations (5) is shown in Figure 1, which visually demonstrates the two doublets.

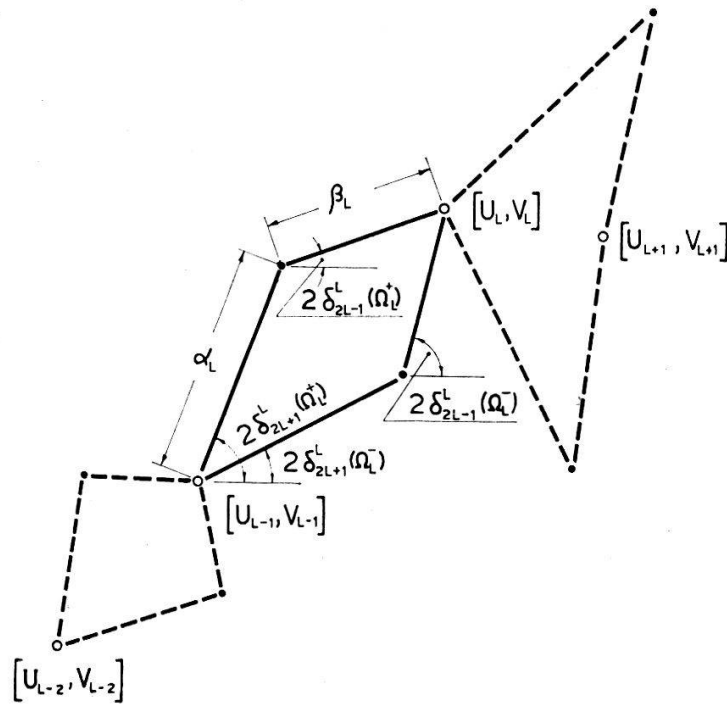


Fig. 1

Linkage system allowing the calculation of the  $\delta^L$  doublet, if all other phaseshifts are known. The  $\Omega_L$  ambiguity is evident.

In order to evaluate the  $S$  phaseshift, it has been found convenient to start from the coefficient  $A_0$ , the general expression for which is found from Equations (1), (2), (3)

$$4 A_0 = |\lambda|^2 + |\mu|^2 + 2 (\cos 2 \delta_1^0 - 1) (\operatorname{Re} \lambda - 1) + 2 \sin 2 \delta_1^0 \operatorname{Im} \lambda, \quad (12)$$

where

$$\lambda = \sum_{N=1}^{\infty} (-1)^N 2^{-2N} \frac{(2N)!}{(N!)^2} a_{2N}, \quad (13a)$$

$$\mu = \sum_{N=0}^{\infty} (-1)^N 2^{-2N} \frac{(2N+1)!}{(N!)^2} b_{2N+1}. \quad (13b)$$

After some lengthy manipulations, using Equations (5) with  $L = 1$ , and (12), the  $S$  phaseshift is still found to obey Equations (9a), (9b), where now

$$u_0 = (U_1 - 2)/2 + \operatorname{Re} \lambda, \quad (14a)$$

$$v_0 = V_1/2 + \operatorname{Im} \lambda, \quad (14b)$$

$$\alpha_0 = 1, \quad (14c)$$

$$\beta_0 = \left[ 2 |\lambda|^2 + |\mu|^2 - |b_1|^2 + (U_1 - 4) \operatorname{Re} \lambda + V_1 \operatorname{Im} \lambda - U_1 - (U_1^2 + V_1^2)/4 - 4 A_0 + 8 \right]^{1/2}. \quad (14d)$$

It may be remarked that the  $\operatorname{sgn}$  function  $\Omega_0$  introduces an ambiguity even for the  $S$  phaseshift, as does  $\Omega_L$  for higher partial waves.

### 3. $S$ and $P$ Wave Approximation

In the  $L_{max} = 1$  approximation,  $U_1 \equiv U_{L_{max}}$  and  $V_1 \equiv V_{L_{max}}$  are determined from Equations (6), so that Equations (14) become

$$u_0 = (U_1 - 2)/2, \quad (15a)$$

$$v_0 = V_1/2, \quad (15b)$$

$$\alpha_0 = 1, \quad (15c)$$

$$\beta_0 = \left[ \sum_{N=0}^2 (-1)^N A_N \right]^{1/2}. \quad (15d)$$

A straightforward calculation gives then  $\delta_1^0$ , by means of Equations (9a), (9b), (10), provided condition (11) is satisfied, which in this case becomes

$$|A_0 - A_1 + A_2/3| \leq \left[ \sum_{N=0}^2 (-1)^N A_N \right]^{1/2}. \quad (16)$$

The  $P$  doublet is now immediately found by means of Equations (9), (10), since  $u_1 = U_1 - \cos 2 \delta_1^0$  and  $v_1 = V_1 - \sin 2 \delta_1^0$ , are known quantities. The inequality (11) now reads

$$|(U_1 - \cos 2 \delta_1^0)^2 + (V_1 - \sin 2 \delta_1^0)^2 - 5| \leq 4. \quad (17)$$

Since the inequality (17) is a condition imposed on the  $S$  phaseshift, a preliminary resolution of the  $\Omega_0$  ambiguity turns out to be possible in particular cases. The problem is now completely solved, i.e.  $2^3 = 8$  mathematical solutions are compatible with the input experimental data ( $3 =$  number of independent  $\operatorname{sgn}$  functions). The choice of the physical solutions cannot obviously be made simply on mathematical grounds and additional physical information [polarization, continuity prescriptions versus energy, effective range approach<sup>7</sup>) etc.] is required for this purpose.

The above formulas can be geometrically represented by the linkage system shown in Figure 2 where all possible configurations allowed in  $S$  and  $P$  wave approximation are drawn.

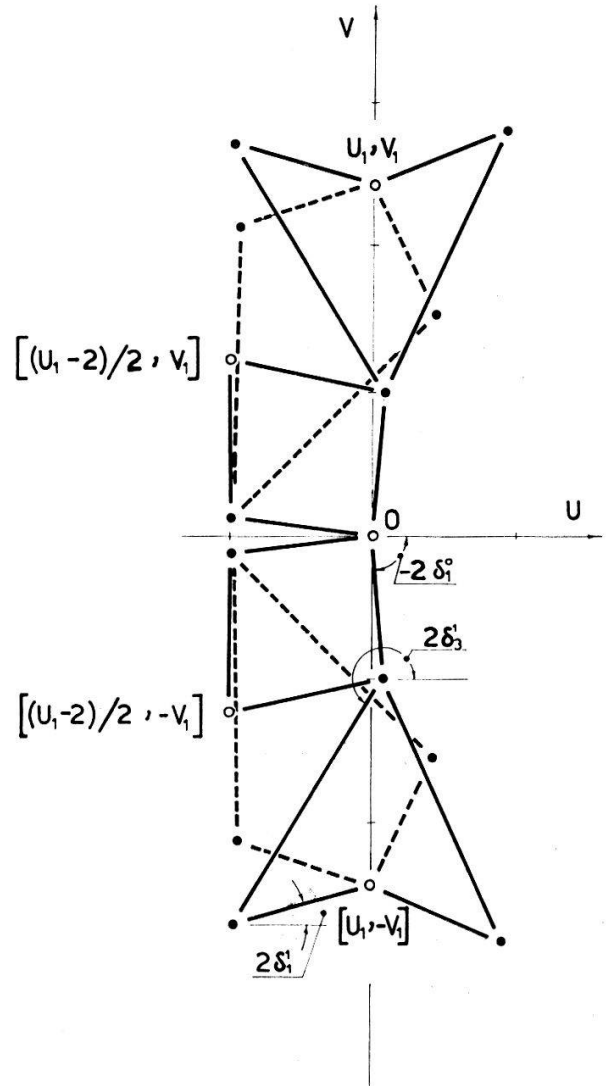


Fig. 2

Linkage system for phase shift calculation in the  $L_{max} = 1$  approximation. The configuration refers to neutron-He<sup>4</sup> elastic scattering at the neutron energy of 2.87 MeV<sup>8</sup>), where the  $D$  waves contribution has been found negligible. The system, completely «frozen», shows that all mathematical ambiguities, including the  $S$  wave one, are allowed here, because condition (17) is satisfied. 'Physical' phase shifts are explicitly shown.

#### 4. $S$ , $P$ and $D$ Wave Approximation

In the  $L_{max} = 2$  approximation\*),  $U_2 \equiv U_{L_{max}}$  and  $V_2 \equiv V_{L_{max}}$  are known, whereas the unknown quantities  $U_1$  and  $V_1$  are connected by the following relation

$$(U_1 - U_2 + 3)^2 + (V_1 - V_2)^2 = 4 (1 + (4/15) A_4). \quad (18)$$

The geometrical meaning of Equation (18) is evident: the point  $(U_1, V_1)$ , lies on a circle of center  $(U_2 - 3, V_2)$ , and radius  $R = 2 \sqrt{1 + (4/15) A_4} = \sqrt{x^2 + y^2}$ . Equation

\*) For easy reference, the angular distribution coefficients in the  $L_{max} = 2$  approximation are listed below

$$\begin{aligned} 4 A_0 &= |a_0|^2 + |b_1|^2 + (1/4) |a_2|^2 - \text{Re}(a_0 a_2^*), \\ 4 A_1 &= 2 \text{Re}(a_0 a_1^*) - \text{Re}(a_1 a_2^*) + 6 \text{Re}(b_1 b_2^*), \\ 4 A_2 &= |a_1|^2 - |b_1|^2 - (3/2) |a_2|^2 + 9 |b_2|^2 + 3 \text{Re}(a_0 a_2^*), \\ 4 A_3 &= 3 \text{Re}(a_1 a_2^*) - 6 \text{Re}(b_1 b_2^*), \\ 4 A_4 &= (9/4) |a_2|^2 - 9 |b_2|^2. \end{aligned}$$

(18) reduces the mobility of the linkage system to one degree of freedom only. It follows that all phaseshifts can be parametrized as functions of one variable parameter only. An additional condition between *all* phaseshifts, and input coefficients is then required in order to 'freeze' the system.

Choosing as variable parameter the abscissa  $x = U_1 - U_2 + 3$  of the point  $(U_1, V_1)$ , relative to the center of the circle, it is immediately found that  $y = \Omega_y / \sqrt{R^2 - x^2}$ .

All phaseshifts are now obtainable as functions of  $x$ . The  $D$  doublet is determined by taking into account that  $u_2 = 3 - x$  and  $v_2 = -y$ . The determination of  $\delta_1^0$  is carried out by means of Equations (14), which, by means of (18), can now be written as\*)

$$u_0 = (U_2 - 3)/2 + x, \quad (19a)$$

$$v_0 = V_2/2 + y, \quad (19b)$$

$$\alpha_0 = 1, \quad (19c)$$

$$\beta_0 = \left[ \sum_{N=0}^4 (-1)^N A_N \right]^{1/2}. \quad (19d)$$

Finally the  $P$  doublet is calculated using the relations

$$u_1 = (U_2 - 3) + x - \cos 2 \delta_1^0, \quad v_1 = V_2 + y - \sin 2 \delta_1^0.$$

Inequality (11) becomes

$$|(U_2 - 3 + x - \cos 2 \delta_1^0)^2 + (V_2 + y - \sin 2 \delta_1^0)^2 - 5| \leq 4. \quad (20)$$

This inequality would allow a preliminary elimination of the  $\Omega_0$  ambiguity as in the  $S$  and  $P$  wave. The linkage system for the determination of the phaseshifts as functions of  $x$ , is shown in Figure 3.

The 'freezing' condition is now provided by either of the two odd angular distribution coefficients, for instance by solving the equation

$$W(x) = - (4/3) A_3, \quad (21)$$

with

$$\left. \begin{aligned} W(x) = & (x + 2) (U_2 - 6 + x - \cos 2 \delta_1^0) + y (V_2 + y - \sin 2 \delta_1^0) \\ & + 2 (\cos 2 \delta_3^1 - \cos 2 \delta_1^1) (\cos 2 \delta_5^2 - \cos 2 \delta_3^2) \\ & + 2 (\sin 2 \delta_3^1 - \sin 2 \delta_1^1) (\sin 2 \delta_5^2 - \sin 2 \delta_3^2). \end{aligned} \right\} \quad (22)$$

\*) It must be stressed that the determination of the interval in which the parameter  $x$  is to be varied, involves timeconsuming procedures which are more cumbersome than may first appear. The following restrictive conditions, derived from (11), define, together with the obvious  $|x| \leq R$ , the 'accessible' intervals of  $x$ :

$$|x - (8/45) A_4| \leq 2, \quad |\Omega_v \Omega_y| V_2 | \sqrt{R^2 - x^2} - (1 + \beta_0^2) + (R^2 + S^2) - (U_2 - 3) x | \leq 2 \beta_0,$$

where

$$4 S^2 = (U_2 - 3)^2 + V_2^2.$$

Inspection of the last inequality shows that the domains of existence of phaseshifts solutions, depend on the twofold ambiguity of the product  $\text{sgn}$  function  $\Omega_v \Omega_y$ .

For each value of  $x$ , one has in general  $2^5 = 32$  sets of phaseshifts, corresponding to 5 sgn functions; furthermore the effective number of solutions might be different in each case, depending on the possible manifold of solutions of Equation (21). It must be said however that in practical cases the various restrictive conditions required by the procedure outlined in Section (3) and (4) drastically reduce the number of solutions mathematically compatible with the input data.

### 5. Numerical Calculation

A straightforward analogic determination of the phaseshifts is made possible using the linkage system described in Figures 2 and 3. A program for this kind of calculations, using digital computers, can be readily written, by following previous considerations (Section 3 and 4).

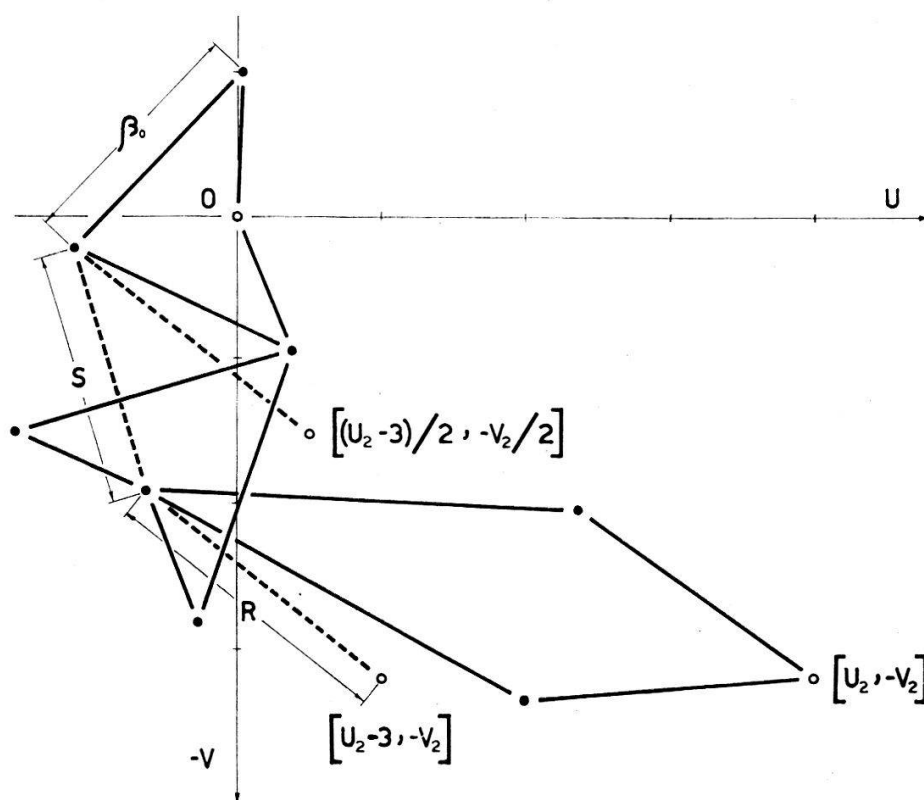


Fig. 3

Linkage system for phaseshift analysis in the  $L_{max} = 2$  approximation. Points signed by open circles are fixed, according to the experimental  $A_N$  coefficients. The system is seen to have one degree of freedom.

Phaseshift analyses are remarkably simplified, both in the  $L_{max} = 1$ , and  $L_{max} = 2$  approximations, by using the following symmetry properties: the quantities  $U_1$ ,  $U_2$ ,  $x$ ,  $W(x)$ ,  $\cos 2\delta_{2f}^L$  are symmetric, and  $V_1$ ,  $V_2$ ,  $y$ ,  $\sin 2\delta_{2f}^L$  antisymmetric, against the simultaneous reversal of all sgn functions. Such a specular symmetry reduces by half the number of phaseshift solutions to be calculated. The linkage system, which introduces into the phaseshift analysis the element of continuous movement, is a useful device for preliminary calculation of those single channel reactions for which the energy dependence of phaseshifts is not well known. In fact, the linkage system



realizes the continuity prescriptions on the phaseshifts versus energy, which are concealed by standard electronic programming. In particular, the use of the linkage system, the degrees of freedom of which are established by the mathematical structure of the cross section, might represent in some cases an additional criterion for testing the reliability of the experimental data [see conditions (8) and (11)]. Of course, once the general trend of the phaseshift behaviour is known, the electronic computer can be used for a precise calculation, while the phaseshift stability against variation of the data, within quoted experimental errors, is readily evaluated by small movements of the analogic system.

## 6. Ambiguities

It may be useful to relate the well-known ambiguities in single channel reactions to the  $\text{sgn}$  functions  $\Omega$ .

It is immediately established that the symmetry properties of  $\cos \delta_{2J}^L$  and anti-symmetry properties of  $\sin \delta_{2J}^L$  with respect to a simultaneous reversal of all  $\text{sgn}$  functions, is equivalent to the obvious property that the cross section is invariant with respect to the change of sign of all phaseshifts.

The  $P$  wave ambiguity, arising when  $D$  waves are absent, is brought about by sign reversal of  $\Omega_1$  ( $\Omega_0$  and  $\Omega_V$  being fixed). It follows that the well-known relation holds

$$\delta_1^1(\Omega_1^+) - \delta_1^1(\Omega_1^-) = \delta_1^1(\Omega_1^-) - \delta_3^1(\Omega_1^-). \quad (23)$$

Equation (23) is no longer valid when  $D$  waves are switched on. In the general case, there still exists a  $D$  wave ambiguity, the nature of which is somewhat more complicated than the well-known  $P$  ambiguity. This fact is brought about by the function  $W(x)$ , which does not possess definite symmetry properties under the reversal of one  $\text{sgn}$  function only. It follows that each component of the  $D$  doublet is associated with a different  $S$  and  $P$  wave set of phaseshifts.

For the sake of completeness, it should be stressed that the  $\text{sgn}$  function  $\Omega_0$  gives rise to an  $S$  wave ambiguity. In the examples given below (Figures 2 and 4), this ambiguity turns out to be eliminated, in the  $\pi^+$ -proton scattering, because one of the two solutions is forbidden by condition (20), and in the neutron- $\text{He}^4$  scattering, because one of the two solutions is physically unacceptable.

The  $S$  wave ambiguity is also implied in the Minami ambiguity<sup>9)</sup>, according to which the cross section is invariant with respect to the interchange of all phaseshifts belonging to the same  $J$  and different parity. In the very special case, where all phaseshifts with  $J \geq 3/2$  are zero, it can be easily demonstrated that the Minami ambiguity corresponds to changing  $\Omega_0^+$  into  $\Omega_0^-$ , and viceversa.

As an example, Figures 2 and 4 show the properties of the mathematical ambiguities, in a practical case of  $L_{\max} = 1$  [neutron- $\text{He}^4$  scattering at 2.87 MeV<sup>8)</sup>] and  $L_{\max} = 2$  analyses [ $\pi^+$ -proton scattering at 310 MeV<sup>10)</sup>] respectively. By inspection of Figure 4, the Minami ambiguity is seen to be still connected with an  $S$  arm inversion.

I would like to thank Prof. P. HUBER, E. BAUMGARTNER and W. HAEBERLY for stimulating discussions about this work. I am also indebted to Professor C. VILLI, for helpful suggestions.

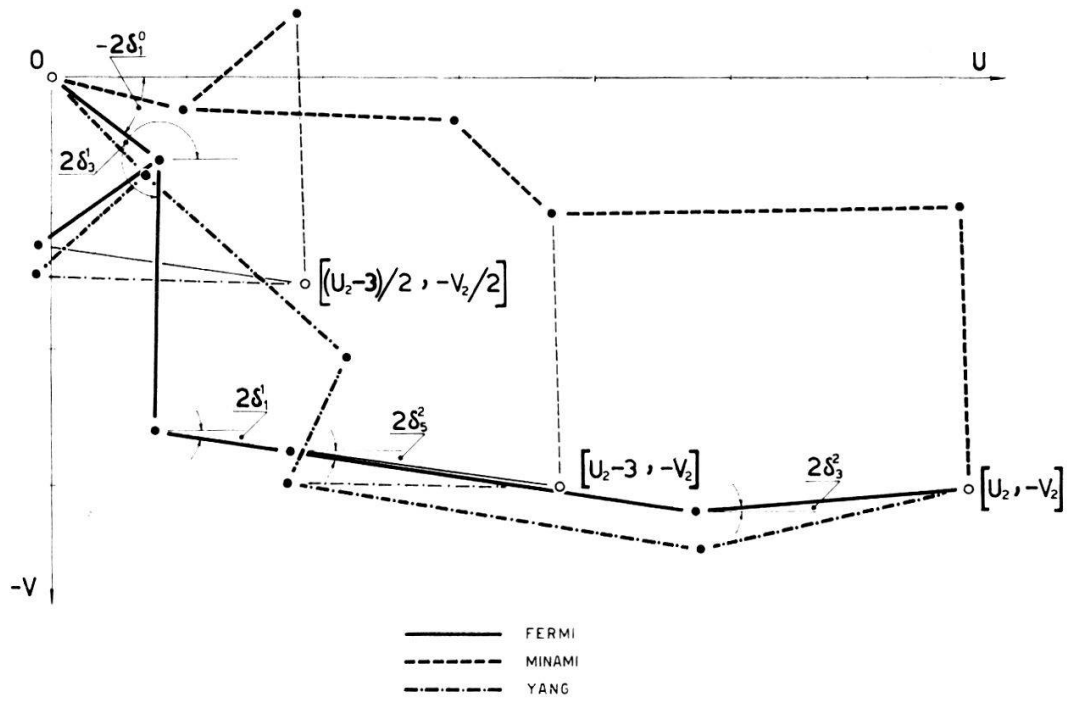


Fig. 4

$\pi$ -proton scattering at 310 MeV, analyzed in the  $L_{max} = 2$  approximation<sup>10</sup>). a) Only one S wave is allowed for each of the three solutions. b) 'Fermi' and 'Yang' solutions show an inversion in  $P$  arms only, and belong to slightly different values, since small  $D$  waves contributions are present. c) It has to be stressed that a Minami-like ambiguity is here possible, without resorting to  $F$  waves, owing to the smallness of the  $\delta_5^2$  phaseshift; of course the correspondence  $\delta_{2L+1}^L$  (Fermi) =  $\delta_{2L+1}^{L+1}$  (Minami) is only approximately satisfied. d) The 'Minami' solution, compared to the 'Fermi' one, shows an inversion in the  $S$ ,  $P$  and  $D$  arms.

### References

- 1) R. A. LAUBENSTEIN and M. J. W. LAUBENSTEIN: Phys. Rev. **84**, 18 (1951).
- 2) J. ASHKIN and H. S. VOSKO: Phys. Rev. **91**, 1248 (1953).
- 3) E. CLEMENTEL and C. VILLI: Nuovo Cimento **2**, 845 (1955).
- 4) E. CLEMENTEL and C. VILLI: Suppl. N.C. **3**, 474 (1956).
- 5) I. GABRIELLI, G. IERNETTI, E. CLEMENTEL and C. VILLI: Suppl. N.C. **3**, 496 (1956).
- 6) E. CLEMENTEL and C. VILLI: Nuovo Cimento **5**, 1343 (1957).
- 7) G. PISENT and C. VILLI: Nuovo Cimento **11**, 300 (1959).
- 8) F. DEMANINS, G. PISENT, G. POIANI and C. VILLI: Phys. Rev. **125**, 318 (1962).
- 9) S. MINAMI: Progr. Theor. Phys. (Kyoto) **11**, 213 (1954).
- 10) J. H. FOST, O. CHAMBERLAIN, E. H. ROGERS, H. STEINER: Phys. Rev. **122**, 959 (1961).