

Operational support services

Objekttyp: **Group**

Zeitschrift: **Annual report / International Committee of the Red Cross**

Band (Jahr): **- (1999)**

PDF erstellt am: **29.05.2024**

Nutzungsbedingungen

Die ETH-Bibliothek ist Anbieterin der digitalisierten Zeitschriften. Sie besitzt keine Urheberrechte an den Inhalten der Zeitschriften. Die Rechte liegen in der Regel bei den Herausgebern.

Die auf der Plattform e-periodica veröffentlichten Dokumente stehen für nicht-kommerzielle Zwecke in Lehre und Forschung sowie für die private Nutzung frei zur Verfügung. Einzelne Dateien oder Ausdrucke aus diesem Angebot können zusammen mit diesen Nutzungsbedingungen und den korrekten Herkunftsbezeichnungen weitergegeben werden.

Das Veröffentlichen von Bildern in Print- und Online-Publikationen ist nur mit vorheriger Genehmigung der Rechteinhaber erlaubt. Die systematische Speicherung von Teilen des elektronischen Angebots auf anderen Servern bedarf ebenfalls des schriftlichen Einverständnisses der Rechteinhaber.

Haftungsausschluss

Alle Angaben erfolgen ohne Gewähr für Vollständigkeit oder Richtigkeit. Es wird keine Haftung übernommen für Schäden durch die Verwendung von Informationen aus diesem Online-Angebot oder durch das Fehlen von Informationen. Dies gilt auch für Inhalte Dritter, die über dieses Angebot zugänglich sind.



Safe drinking water is vital to survival. When conflict destroys local water-supply networks, the ICRC sets up emergency systems to guarantee fresh water for the civilian population. In 1999, the ICRC provided and/or installed water-supply and sanitation equipment worth 16.8 million Swiss francs.

1999, a turning point for ICRC resources

Throughout 1999, the ICRC's support divisions had to adapt in order to meet numerous internal and external challenges arising within the framework of the 1998 Avenir project.

In terms of human resources, the constantly changing nature of humanitarian operations placed increasing demands on staff expertise and skills. An effort was made to lay out career plans, enabling the ICRC to call at any time on highly qualified, trained and experienced staff and thus to respond rapidly and effectively to needs. The ICRC also set up a number of projects aimed at improving the process by which it recruits, trains and posts its personnel, notably by more clearly defining the skills required to perform humanitarian tasks. It revised its pay system, so as to promote both staff equity and mobility. In order to strengthen its training policy, the Resources Directorate established a unit to reflect on and put into operation the ICRC's planned training centre.

Last but certainly not least, the ICRC benefited from substantial support in terms of human resources not only from the National Societies, whose staff made a major contribution to the implementation of operational activities in the field, but also from its countless local employees, whose work is a crucial factor in the smooth running of ICRC delegations. In spite of these additional forms of support in human resources, the ICRC nevertheless finds it difficult to have the personnel capacity required to meet its needs in a satisfactory manner.


In financial terms, the ICRC's budget (field and headquarters) hit a record of one billion Swiss francs in 1999. The donors provided outstanding support, enabling the organization to remain financially sound and to carry out its planned activities. The implementation rate, for its part, reached an unprecedented 84%.

Again within the framework of the Avenir project, the ICRC overhauled its financing process in 1999, putting in place a three-pronged comprehensive plan of action covering forecasts, diversification and flexibility. The plan is designed to help the organization improve the planning and management of its financial resources.

The period under review was also marked by the implementation of the first integrated International Red Cross and Red Crescent Movement operation during the

Balkans crisis and the launch of a joint appeal to the donors. This experience, conducted in accordance with the Seville Agreement, was a source of valuable lessons in terms of both human and financial resources, and it will be evaluated with a view to defining more effective joint guidelines for the future.

On a more technical level, the ICRC's Finance Division introduced a new financial system in 1999, giving the organization the means of drawing up reliable financial data adapted to a high-quality internal and external reporting system. This development is part of the establishment and implementation by the ICRC of enterprise resource planning, which aims to equip the organization with lasting computer applications and thereby enable it to meet financial and management needs and to obtain trustworthy and shared data by transmitting them between the different services providing operational support.



Jacques Stroun

Director of Human Resources and Finance

HUMAN RESOURCES

The objective of the Human Resources Division is to recruit, train and develop ICRC staff members with a view to ensuring that the organization can call on a sufficient number of appropriately trained staff to conduct its operations.

In quantitative terms, 1999 was marked by a considerable increase in the need for experienced staff on account of numerous operational developments, such as the crises in Kosovo and East Timor, the reopening of the ICRC delegation in Burundi, the resumption of the conflict in Angola and the start of new activities in certain contexts (Myanmar, the Solomon Islands, etc.). A recruitment drive was launched, but it nevertheless proved difficult to fill all field positions, and the ICRC was obliged to deploy staff based at headquarters and to transfer staff members from other operations.

In qualitative terms, the many changes undergone by the ICRC in recent years reflect the changing nature of humanitarian action itself, which has become more diverse, the focus of media attention and increasingly technical and specialized. These changes require greater know-how and expertise, for which the ICRC turns to specific professions and disciplines.

This development has also highlighted the need for more forward planning in respect of staff and posts in order to ensure, in the short and medium term, that individuals are available who are highly experienced and appropriately trained.

In response to these challenges, the ICRC launched a number of projects two years ago aimed at improving the various human resources processes, in particular the recruitment, training, assessment, assignment and development of its staff. Consequently, a new system of skills management and a new wage policy developed in 1999 will gradually be introduced in 2000, enabling the ICRC to meet future requirements for the right numbers of well-trained staff more effectively, in particular by encouraging staff members to acquire know-how and seek professional challenges. An essential first step in implementing these projects was a detailed and systematic assessment of the ICRC's requirements and assets in terms of human resources, and an external consultant was therefore commissioned to carry out an evaluation both at headquarters and in the field. The recommendations made in the evaluation will be used to make any adjustments still required to improve the ICRC's effectiveness in terms of human resources.

Recruitment

A particular effort was made to recruit staff in 1999 to meet the new and considerable needs arising from the ICRC's operations.

Over 300 new staff members were hired (122 delegates, 32 administrators, 21 secretaries, 19 interpreters, 53 medical and paramedical specialists and 58 engineers, technicians and computer specialists).

Furthermore, the National Societies of 24 countries continued to provide substantial support for ICRC operations by seconding staff to them. Thus, 498 people went on short- or long-term ICRC missions, including 177 in delegated projects. Throughout the year, an average 260 National Society staff thus made significant contributions to the ICRC's work.

*IN 1999, ON AVERAGE,
THE ICRC HAD:*

- 1,160 expatriate staff, including 260 seconded by National Societies;
- 7,596 local employees under ICRC contract;
- 600 staff working at headquarters, including nine seconded by National Societies.

Training

In 1999, the network of regional training centres set up in the field (Amman for Europe and the Middle East, Bogotá for Latin America, Colombo for Asia, and Nairobi for Africa) was extended and consolidated. The centres organized 13 introductory training courses for over 300 expatriate and local staff members. They also met the training needs of the delegations in their respective regions.

In Geneva, 227 staff members leaving on their first field mission took part in eight introductory training courses. A further 50 staff members attended three other courses organized jointly with the Federation at the respective headquarters of the two institutions.

A new concept of further training known as the "consolidation phase" was introduced. The objective is to increase the leadership skills of line managers at the right time and in accordance with the responsibilities they are given. Nine modules of the new cycle were carried out in 1999, three of them in the field.

Twenty basic training courses organized jointly with the participating National Societies and the Federation prepared 600 participants for international missions. A course specifically on the Seville Agreement was also run several times at headquarters and in certain National Societies.

Relations with those in charge of training at other humanitarian organizations (the United Nations, non-governmental organizations) and with universities setting up humanitarian programmes were maintained and intensified.

Individualized training of staff members was the focus of a special effort in 1999, during which a unit specializing in individual counselling was set up. The unit responded to around 130 requests for individual training from staff members at headquarters and in the field. The number of such requests is rising steadily.

Finally, renovation work on the ICRC's future training centre in Ecogia, near Geneva, started in July. The centre is due to open in January 2001.

Internationalization

The ICRC must be able to call on staff members with the appropriate skills, and to that end it decided in 1993 to extend its catchment area for recruitment both via the National Societies and by recruiting directly outside Switzerland. Since then the proportion of non-Swiss staff members has grown constantly, and now stands at 35 % at headquarters and in the field.

Management of local staff members

The ICRC pursued its policy of enhancing the participation of local staff members, who can now rise to positions of responsibility. The aim of the policy is to improve the effectiveness of ICRC operations by making optimum use of the skills of local staff. The policy is two-pronged:

- each delegation establishes a policy it can implement in accordance with its employees' potential and the context in which it works;
- delegation employees occupying positions traditionally held by expatriates are managed from the administrative point of view by the Human Resources Division at headquarters and are subject to the rights and obligations inherent in their function.

For example, 77 delegation employees conducted missions outside their base delegation in 1999. At present, 27 delegation employees are on mission.

Staff health

The Staff Health Unit set up in 1999 is made up of four people. It is not strictly speaking a health service per se, but rather a coordinating body for the various activities linked to staff health. It operates in close cooperation with the security and stress unit and with the ICRC's medical advisers. Its principal activities are as follows:

- to brief delegates leaving for the field on health issues (1,130 interviews in 1999);
- to debrief delegates returning from mission (1,088 interviews in 1999);
- to take part in the basic training of delegates;
- to conduct field missions with a view to assessing problems of health and psychological support;
- to help draw up the ICRC's health policies.

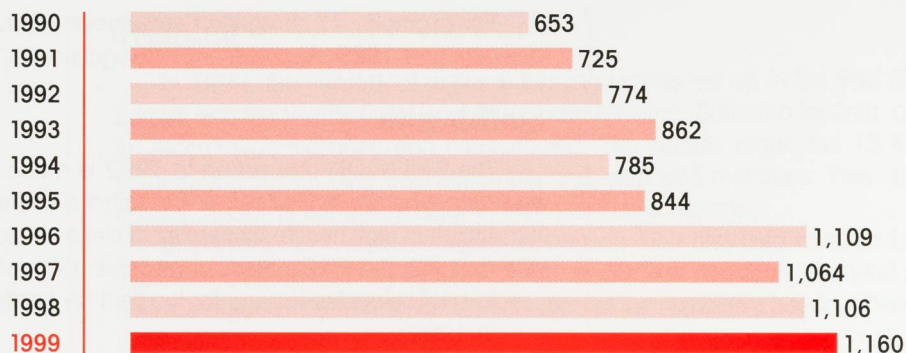
NATIONAL SOCIETY STAFF SECONDED TO ICRC OPERATIONS, BY COUNTRY

Australia:	52
Austria:	5
Belgium:	15
Canada:	54
China:	1
Denmark:	19
Fiji:	1
Finland:	35
France:	20
Germany:	43
Greece:	3
Iceland:	12
Ireland:	9
Italy:	3
Japan:	22
Netherlands:	33
New Zealand:	16
Norway:	53
Republic of Korea:	1
Spain:	5
Sweden:	21
Switzerland:	7
United Kingdom:	57
United States:	11
TOTAL:	498

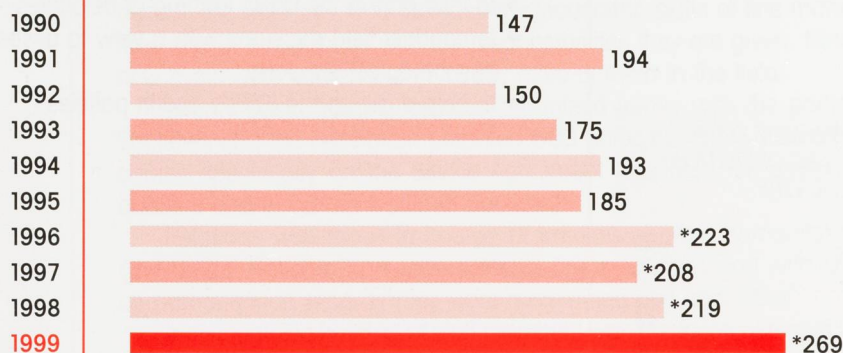
N. B. This list shows the number of people seconded and not the number of posts. The breakdown according to activity is as follows: delegates, 20%; health, 40%; logistics, 11%; relief, 7%; other, 5%; delegated projects, 17%.

PROGRESSION OF STAFF REQUIREMENTS 1990-1999

EXPATRIATES IN THE FIELD



STAFF SECONDED BY NATIONAL SOCIETIES



LOCALLY RECRUITED EMPLOYEES



STAFF WORKING AT HEADQUARTERS



*including 12, 13, 8 and 9 posts at headquarters in 1996, 1997, 1998 and 1999, respectively.

EXTERNAL RESOURCES

Record budgets and contributions

The 1999 budget year was marked by expenditure rates that picked up steadily as the months went by. Although the initial Emergency Appeals were slightly lower than in 1998, in the course of the year the ICRC was called on to respond to a succession of crises that, while they had been anticipated, still retained a measure of unpredictability. As a result, it reviewed its objectives 11 times, increasing 10 operational budgets and reducing one. This brought its field budget to an unprecedented year-end total of 911.7 million Swiss francs.

One invariable common to each budget extension was the high proportion of assistance programmes, which rose from 47% of the initial total budget (312 million Swiss francs) to 58% (526 million) of the final total budget. In spite of this increase, the budget for assistance programmes was proportionately lower than in 1993, which held the previous record for field budgets, when operations in Somalia and the Balkans had led to a rise in the proportion of assistance programmes to over 70% of total expenditure. This confirmed the trend mentioned in previous Annual Reports, i. e. an increase in the share of programmes focusing on core activities more specific to the ICRC, such as protecting detainees and civilians, restoring family links and promoting international humanitarian law.

The cumulative deficit at the end of 1998 stood at 2 million Swiss francs and was thus considerably lower than in previous years (there had been a record deficit in 1997 of Sfr 24.9 million). On the other hand, the implementation rate was particularly high in 1999, reaching 84%. Only three operations - Sierra Leone, Burundi and the Republic of the Congo - had relatively low implementation rates, to a large extent because of the severe political and security constraints prevailing in these countries and the subsequent frequent suspension of certain ICRC activities.

The record amount of the cumulated appeals (Sfr 1.054 billion for both the headquarters and the field appeals) was matched by the generosity of donor response. The excellent coverage thus provided enabled the ICRC to carry out all planned activities and to finish the year in the black. As in the past, however, the fact that it did not know when it would actually receive the contributions posed a problem, with the organization having to wait until late in the year for confirmation that spending commitments would be covered. In 1999, the overwhelming donor response to the Balkans crisis during the first half of the year resulted in a steady deceleration in payments during the second half. The cash-flow situation was particularly acute in December, when spending commitments had to be respected, and many pledges were only received during the first quarter of the following year. Between January and March 2000, therefore, a period of the year in which payments of contributions are usually reduced and therefore substantially lower than the volume of disbursements, the ICRC was obliged more than once to run on an overdraft.

CONTRIBUTIONS RECEIVED FOR FIELD AND HEADQUARTERS BUDGETS

in cash, kind and services in 1999
by donor category (excluding assets)

GOVERNMENTS

610,645,225

EUROPEAN COMMISSION

63,568,531

INTERNATIONAL ORGANIZATIONS

1,266,399

SUPRANATIONAL ORGANIZATIONS

251,415

NATIONAL SOCIETIES

131,741,238

PUBLIC SOURCES

5,060,833

PRIVATE SOURCES

23,445,254

GRAND TOTAL

Sfr 835,978,895

BALKANS CRISIS

PROTECTION

12,597,334

ASSISTANCE

133,415,892

PREVENTIVE ACTION

1,908,595

COOPERATION WITH NATIONAL SOCIETIES

1,810,507

OVERHEADS

6,738,613

GENERAL

2,018,859

TOTAL EXPENDITURE Sfr 158,489,800

The first-ever integrated appeal in response to the Balkans crisis

On 7 April 1999, the International Federation of Red Cross and Red Crescent Societies and the ICRC launched the Integrated Appeal of the International Red Cross and Red Crescent Movement in response to the crisis in the Balkans. The initial appeal covered the period 1 April to 30 September. A Revised Integrated Appeal launched on 25 July extended that period to 31 December 1999. Both the Federation and the ICRC had, however, included programmes linked to the Balkans crisis in their respective 1999 Emergency Appeals, launched in January 1999. The total appeal figure for the ICRC's three country programmes in Albania, the former Yugoslav Republic of Macedonia and the Federal Republic of Yugoslavia amounted to Sfr 33,978,555 (not counting the contingency or budgetary reserves, but including contributions in kind and services). In order to reconcile the yearly appeal figures with those of the two subsequent integrated appeals for the Balkans in the simplest and most transparent manner, it was decided that the initial 1999 Emergency Appeals should cover only the period from January to March 1999. As a result, the budget figures for those three country programmes were revised downwards, i. e. reduced to a cash budget of Sfr 5,171,715, corresponding to actual expenditure incurred during the first three months of 1999.

This large-scale operation met with a very favourable response from the donors. The ICRC was also pleased to note that most donors respected its instructions for non-earmarked or regional contributions, proving that this was possible. In order to cope with the increased workload created by the generous amount of contributions in kind, an extra staff position was created at the ICRC with a view to ensuring effective and efficient management by both institutions of goods on their way from the donors to the field.

In terms of fundraising, the Movement's first experience of an integrated appeal, while positive from many points of view, revealed how difficult it was to standardize the ICRC and the Federation's fundraising and reporting practices.

Fund-raising process restructured

In response to the recommendations of the Avenir project, which called on the ICRC to diversify its sources of funding so as to consolidate its donor base, the External Resources Division carried out a restructuring process in 1999. Five working groups (Funding Strategy, Internal Coordination, Communication with Donors, Management Tools and Human Resources) drew up an overall funding strategy, listed the organizational means required and established a plan of action with a view to giving the ICRC a fundraising policy, and thereby the financial means of carrying out its mission, that safeguarded its independence, reflected institutional strategy and objectives, and could be adapted to the changing donor environment. The following long-term objectives were set:

- **predictability**: secure advance funding commitments from major donors so as to ensure more accurate medium-term (2-3 years) financial planning for ICRC activities;

- **diversification**: broaden the ICRC donor base and obtain financial support from new budgetary lines among confirmed donors, reach new potential donor governments and obtain funding from a wider variety of private sources;
- **flexibility**: reduce the number of strings attached to contributions and earmarking constraints, and work towards standardization of donor requirements of the ICRC (e. g., in terms of reporting and submission procedures).

The strategy adopted was based on the three traditional pillars of ICRC funding: the governments, the National Red Cross and Red Crescent Societies, and private donors. The fact that the Movement's components launched an integrated appeal in 1999 should not be considered as laying the ICRC's funding principles open to question. Such appeals, drawn up in the framework of the Seville Agreement, will be managed on a case-by-case basis. Lastly, the financial strategy reflects the new management methods put in place by the ICRC, in particular, planning for results and impact evaluations; those methods will be incorporated into marketing, communication and reporting processes, as the 1999 Emergency Appeals already did.

Sources of funding and specific initiatives

- As a long-term follow-up to the 1997 and 1998 special appeals entitled "Assistance for Mine Victims", which proved very successful, the ICRC launched a special appeal of Sfr 105 million to seek financial coverage of its mine-related activities for a five-year period (1999-2003). The activities described in the appeal will form an integral part of the ICRC's field and headquarters budget over the next five years. The five-year approach represents a departure from the ICRC's usual yearly budget and appeals cycle, but was felt to be a way of ensuring that the new budgetary lines made available by both governments and supranational donors as part of the momentum created by the Ottawa treaty do not run dry; indeed, anti-personnel landmines remain a problem in many contexts and assistance for mine victims will be needed for years to come.
- The ICRC signed a three-year partnership agreement with Britain's DFID,* for the purpose of strengthening ICRC operational capabilities in the spheres of protection, assistance and preventive action. The partnership, which also involves the British Red Cross, will provide the ICRC with £15 million (about Sfr 38 million) per year, an amount which is unearmarked except for £4 million for the ICRC's global prevention work. Under the partnership, DFID staff will make two annual visits to ICRC delegations, and the ICRC will report to DFID on previously agreed key strategy and on activity impact indicators.
- During 1999, participating National Societies ran 49 projects delegated to them within the context of ICRC operations, and 34 bilateral projects under ICRC coordination. The participating National Societies were especially active in the Balkans, with 23 delegated and 34 bilateral projects, and specifically in the Federal Republic of Yugoslavia, owing to the success of their fundraising campaigns during the Kosovo crisis. One project was in the field of dissemination, all the rest were assistance programmes. Such projects represented a total contribution to ICRC budgets of Sfr 27.1 million, of which 16.4 million for the Balkans.

* DFID: Department for International Development

- ICRC private fund-raising activities also had a record year, with the ICRC donating some of the funds raised for the Balkans to the Federation. Support for National Society fund-raising campaigns, especially for the Balkans and other major conflict areas, resulted in the forging of closer ties and generated more funds. Particularly successful fund-raising efforts are detailed below.
 - a) The crisis in the Balkans made a huge impact on efforts to raise funds from private donors. Individuals, who for the first time also had the possibility to donate over the Internet, reacted promptly and generously to the Movement's Integrated Appeal, as did several foundations and corporate donors. Rotary International launched an appeal to all its members worldwide, asking for donations to the Movement's projects. The response was overwhelming.
 - b) Donations for victims of anti-personnel mines increased steadily throughout the year. The Swiss Rotarians and several districts in Germany continued to provide substantial support, and the UEFA* maintained its considerable backing for the prosthetic/orthotic centres in Georgia and Uganda. In addition, a new partnership was launched with Soroptimist International.
 - c) The ICRC approached corporate sponsors for coverage of the costs of the major event held on 12 August 1999¹ to mark the 50th anniversary of the Geneva Conventions.

Communicating with the donors

The ICRC spared no effort throughout the year to inform donors about topics of general or more immediate interest, involving operational representatives from all levels. Some of the steps taken are listed below.

- ICRC staff had direct contacts and networked extensively with the organization's donor community. Representatives of the Permanent Missions in Geneva were briefed in 11 meetings held at ICRC headquarters on specific country operations, developments in the financial situation and budgets for 2000. Regular contact was maintained with governments and National Societies, not only in Geneva, but also in the respective capitals and increasingly in the course of donor visits to ICRC field operations.
- Although the ICRC was not part of the CAP* developed by OCHA,* it made sure that its objectives in the field were in line with those of United Nations agencies and NGOs working in the humanitarian sphere. The ICRC also participated in the global launch of the UN Consolidated Inter-Agency Appeals in Geneva on 23 and 24 November, presenting the donor community – one month ahead of the launch date – with a summary of the 2000 Emergency Appeals and a plan of action for countries also covered by the CAP.
- The US Permanent Mission in Geneva hosted an informal meeting on 16 April between ICRC representatives at the highest working level and the ICRC's donor support group. The main topic of discussion was the findings of two teams of donor representatives who conducted a review of ICRC programmes in Georgia and Colombia between 9 and 15 April. The following were identified as areas in

* UEFA: Union of European Football Associations

¹ See pp. 348-350.

* CAP: Consolidated Appeal Procedure

* OCHA: United Nations Office for the Coordination of Humanitarian Affairs

which donors might provide greater support for the ICRC's work: resolving the relief-to-development gap, thereby enabling the ICRC to pull out of longer-term assistance programmes; making representations on the ICRC's behalf for access to detainees or conflict areas; encouraging greater coordination/cooperation of National Societies with the ICRC; cutting down on earmarking and the demand for separate reporting; and using the same evaluation methods as the ICRC. The ICRC, for its part, expressed appreciation for the review, which had been particularly helpful in calling attention to forgotten conflicts, recognizing the efforts of ICRC staff in the field and providing management suggestions to headquarters. It was decided to continue this exchange of views on a regular basis, once a year.

- In June the ICRC convened the third Humanitarian Forum at the Wolfsberg Centre, Switzerland, with a view to fostering dialogue between high-level humanitarian and political players by encouraging an informal exchange of views and a spirit of openness. The central theme this year was the protection of the victims of armed conflicts against the backdrop of the 50th anniversary of the Geneva Conventions, discussed from three standpoints: protection as seen by the victims, by humanitarian organizations, and by governments. The Forum was attended by approximately 60 representatives of major humanitarian organizations – both United Nations agencies (UNHCR, UNICEF, the WFP,* DPKO*) and NGOs (ICVA,* InterAction, the Steering Committee for Humanitarian Response) – and senior officials responsible for humanitarian affairs in the main donor governments. Officials from various regional organizations (NATO, the Council of Europe, the European Commission) also participated, as did a number of individuals chosen for their specific area of expertise. The discussions were again informal, promoting greater freedom of expression than is usual in such fora.
- The Federation and the ICRC again organized two week-long meetings in Geneva for about 30 representatives of National Societies playing an active role in international humanitarian operations. The meetings focused on strengthening dialogue between the Movement's components, in particular on management issues or matters directly related to field operations (e. g., human resources, evaluation of programme impact).
- A vigorous effort was made to keep donors regularly and adequately informed of the activities, thinking and concerns of the ICRC by means of a consolidated, standard reporting system. To that end, the Emergency Appeals (and consequently also the special and budget extension appeals) were restructured in the course of the year so as to reflect the ICRC's long- and medium-term objectives in a results-oriented approach. Specific information was provided in one special appeal concerning assistance for landmine victims and in seven budget extension appeals (one each for the Republic of the Congo, Iraq, Eritrea-Ethiopia, Angola and Colombia, and two for Indonesia). In addition to the two Federation/ICRC Integrated Appeals in response to the Balkans crisis, in September the ICRC sent donors a Renewed Emergency Appeal to supplement

* WFP: World Food Programme

* DPKO: UN Department of Peace-keeping Operations

* ICVA: International Council of Voluntary Agencies

OPERATIONAL SUPPORT SERVICES

the 1999 Emergency Appeals launched earlier in the year. Interim information on all ICRC field activities was provided in Quarterly Reports, which were supplemented by about 50 updates that kept the donors abreast of developments in rapidly evolving emergency situations and of other developments in the humanitarian field. Finally, three Special Reports – “Uganda”, “Mine action” and “Iraq – a decade of sanctions” – were produced to broaden understanding of the ICRC approach in specific geographical contexts and areas of activity.

FINANCE

The new financial accounting system, which uses activity-based costing, was introduced at the beginning of 1999 at headquarters and in the field. It constitutes an important step in the two- to three-year process of setting up an integrated management system for support processes based on enterprise resource planning.

The new system will ultimately comply with international accounting standards. Because it requires most staff to provide direct information on actual work done, the activity-based costing approach calls for fundamental changes in staff habits, and its potential has yet to be fully realized. In 1999, financial data from the traditional financial accounting system and activity-based information from staff were fed into the new system but not yet exploited in the form of financial reporting. Once the new system is fully operational, it will provide quality information for the assessment, monitoring, evaluation and planning of activities throughout the ICRC and for internal and external reporting.

During the planning process carried out in autumn 1999 for the year 2000, budgets were more closely linked to objectives in terms of planned results and operational outcome. This is another move towards implementing a fully integrated management and financial cycle of planning, implementation and evaluation.

By the end of 1999, difficulties in the implementation of this ambitious project had been identified and a plan for further improvement and development in 2000 drawn up. The information, training and changes required to consolidate the system and produce the desired figures and tables were on the agenda for 2000 and beyond.

The war in the Balkans and the decision to launch an integrated Red Cross/Red Crescent operation in the region put a certain amount of strain on the new system. The Integrated Appeal had an impact on the financial cycle, and the ICRC consequently had to adjust its approach to the management of higher levels of financial risk and investment. The experience it gained would be used in 2000 to adapt and develop the management indicators and ratios crucial to monitoring fluctuations and controlling risks.

With the introduction of the new financial system at the beginning of 1999, the presentation of accounts and financial tables underwent further changes. Significant progress was made in the gradual realignment of the ICRC's financial statements with international accounting standards.

The 1999 financial year

The year under review was an exceptional one marked by several events and trends which had unprecedented effects on the financial cycle. Operational planning for 1999, decided at the end of the previous year, resulted in the launch of an initial emergency appeal for field operations amounting to 660.2 million Swiss francs. Unforeseen developments in many regions of the world prompted 11 revisions of the budget, bringing it to an all-time high of 911.7 million by the end of 1999. The largest budget extensions were required for the crisis in the Balkans, covering Albania, the Federal Republic of Yugoslavia and the former Yugoslav Republic of Macedonia; this brought the appeal for the region, initially 34 million, to 194.5 million Swiss francs. The budget for Angola rose by 42 million during the year to 54.1 million. Considerable upward revisions were also required for the Jakarta regional delegation (events in East Timor), the international conflict between Eritrea and Ethiopia, the northern Caucasus and the Republic of the Congo. Overall field expenditure surged to 713.1 million Swiss francs, a rise of 45 % over the previous year.

The increase in expenditure generated by the Balkans crisis in spring was followed by an equivalent rise in contributions through the summer into early autumn. Generous support from donors in the form of contributions and pledges resulted in an excess of income for field operations of 7.6 million francs by the end of the year. However, this favourable outcome can be attributed more to the number and amount of pledges than to actual disbursement of funds during 1999. With pledged contributions now entered as income and accounts receivable, this led to the paradoxical situation of a positive result accompanied by a very tight cash position, especially towards the end of the year and continuing well into the first months of 2000. Outstanding pledges amounted to 133.3 million Swiss francs at the end of 1999.

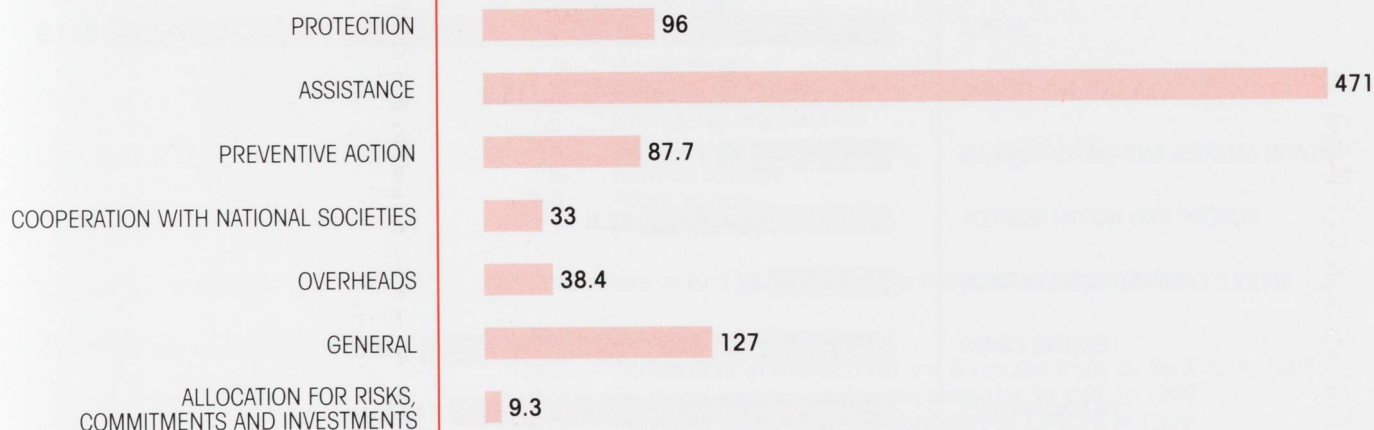
Despite the spectacular growth in field operations, the initial headquarters budget increased only by a modest 1.78 % to 142.8 million (allocations for risks, commitments and investments included). Headquarters expenditure (not including risks, commitments and investments) rose to 140.1 million as compared with 134.2 million the year before. This was mainly a direct effect of the sharp increase in field operations, which meant a heavier workload for support services in Geneva. The headquarters staff structure was also strengthened to allow implementation of strategic decisions under the Avenir project, with the aim of upgrading management methods and enhancing the ICRC's capacity to remain in phase with the changing environment. Part of the increase in expenditure is due to the onset of major depreciation of IT investments made in recent years.

The changes in the accounting policy in 1999 had notable effects on the statement of income and the balance sheet. Fixed assets in the field and inventories at the main distribution sites, which up to 1998 were recorded as expenditure, are now valued as assets. Also from 1999, all contributions pledged but not received by 31 December are included as income and accounts receivable in the balance sheet. On the liability side, the presentation and definition of reserves have been reviewed and substantially changed.

EXPENDITURE

ACCORDING TO TYPE OF ACTIVITY IN 1999


including contributions in kind and services (in millions of Swiss francs)



TOTAL: Sfr 862.4 MILLION

EXPENDITURE BY REGION IN 1999

including contributions in kind and services (in millions of Swiss francs)



TOTAL: Sfr 862.4 MILLION

FINANCIAL TABLES : CONTENTS

1. Balance sheet as at December 31, 1999
2. Statement of income and expenditures in 1999
3. Cash flow statement for 1999
4. Notes to the financial statements as at December 31, 1999
Report of the auditors
5. Headquarters financial structure in 1999
6. Field expenditure and income in 1999
7. Contributions in 1999
 - 7.0 Summary of all contributions
 - 7.1 Governments
 - 7.2 European Commission
 - 7.3 International organizations
 - 7.4 Supranational organizations
 - 7.5 National Societies
 - 7.6 Public sources
 - 7.7 Private sources
8. Contributions in kind, in services and to delegated projects in 1999
9. Relief and medical assistance tables
 - 9.1 Contributions in kind received and purchases made by the ICRC in 1999
 - 9.2 Relief and medical supplies dispatched by the ICRC in 1999
 - 9.3 Relief and medical supplies distributed by the ICRC in 1999
10. Special funds
 - 10.1 Foundation for the International Committee of the Red Cross
 - 10.2 Augusta Fund
 - 10.3 Florence Nightingale Medal Fund
 - 10.4 Clare R. Benedict Fund
 - 10.5 Maurice de Madre French Fund
 - 10.6 Omar El Muktar Fund
 - 10.7 Paul Reuter Fund
 - 10.8 Special Fund for the Disabled

1. BALANCE SHEET AS AT DECEMBER 31, 1999

(in Swiss francs '000)

	Notes	1999	1998 restated	1998 approved
ASSETS				
Current Assets				
Cash and cash equivalents	4.3.1	85,661	97,924	97,937
Securities	4.3.2	29,847	27,480	23,676
Accounts receivable	4.3.3	148,682	72,926	8,735
Inventories	4.3.4	14,867	14,537	4,582
Prepaid expenses		5,373	3,689	38,706
		284,430	216,556	173,636
Operations with temporary deficit financing	4.3.5	18,701	3,538	32,087
Financial assets	4.3.6	0	31,359	31,359
Property, equipment, software	4.3.7	87,407	75,609	51,192
Total assets		390,538	327,062	288,274
Trust fund with banks		87	731	731
LIABILITIES AND RESERVES				
Short-term liabilities				
Bank debts		15,508	75	75
Accounts payable	4.3.8	102,939	69,654	71,401
Accrued expenses and deferred income	4.3.9	16,845	17,011	14,400
		135,292	86,740	85,876
Long-term liabilities	4.3.10	10,122	8,300	8,300
Donors' restricted contributions	4.3.11	26,307	30,079	30,079
Reserves				
Restricted through designation by Assembly	4.3.12			
Operational risks reserve		104,323	92,323	92,323
Assets reserve		82,871	82,006	47,686
Financial risks reserve		9,881	5,604	2,000
Human resources reserve		5,757	6,146	6,146
Specific projects reserve		1,585	1,567	1,567
		204,417	187,646	149,722
Unrestricted				
General reserve		12,500	12,500	12,500
Balance at beginning of year		1,797	1,797	1,797
Excess of income over expenses		103	0	0
		14,400	14,297	14,297
Total liabilities and reserves		390,538	327,062	288,274
Trust funds - creditors		87	731	731

2. STATEMENT OF INCOME AND EXPENDITURES IN 1999

(in Swiss francs '000)

	Notes	1999	1998
Contributions		835,979	625,615
Operational expenditures			
Staff-related costs	4.3.13	-280,574	-272,836
Mission costs		-26,144	-23,833
Premises and equipment		-58,824	-48,857
Transport		-81,776	-52,223
Assistance to victims		-240,269	-111,897
Financial assistance to National Societies and third parties		-39,576	-29,165
General supplies and services		-69,073	-54,008
Depreciation		-18,482	-6,446
Change of provision for doubtful accounts		-9,260	0
Total		-823,978	-599,265
Net result for operational activities		12,001	26,350
Other income			
Contributed assets		2,716	0
Financial income and re-invoiced costs		7,548	7,428
Exchange gains		8,008	53
Prior period income		482	952
Other		2,788	5,931
Total		21,542	14,364
Other expenditures			
Exchange loss		-4,684	-1,005
Prior period expenditure		-153	-592
Other		-2,221	-3,858
Total		-7,058	-5,455
Net result of non-operational activities		14,484	8,909
Surplus		26,485	35,259
Use of restricted reserves designated by Assembly		1,618	3,738
Allocation to restricted reserves designated by Assembly		-18,389	-16,393
Decrease/increase of operations with temporary deficit financing	4.3.5	-13,386	-13,298
Decrease/increase of donors' restricted contributions for specific operations		3,772	-9,557
Adjustments of operations with temporary deficit financing/donors' restricted contributions		3	251
Total		-26,382	-35,259
Excess of income over expenses		103	0

3. CASH FLOW STATEMENT FOR 1999

(in Swiss francs '000)

	Notes	1999	1998
Cash flows from operating activities			
Excess of income over expenses		103	0
Depreciation of property, equipment, intangibles	4.3.7	18,482	6,446
Change of provision for doubtful accounts	4.3.3	9,260	0
Gains on disposal of fixed assets, net		-974	0
Contributed assets	4.3.7	-2,716	0
Other income and expenditure, net		0	-355
Allocation/use of restricted reserves through designation by Assembly	4.3.12	16,771	12,656
<i>Surplus before changing in working capital</i>		40,926	18,747
Increase/decrease of current assets		-89,397	13,927
Increase/decrease of short term liabilities		33,119	-6,061
Increase/decrease of operations with temporary deficit financing	4.3.5	-15,163	13,298
Decrease/increase of donors' restricted contributions for specific operations	4.3.11	-3,772	9,557
		-34,287	49,468
Cash flow from investing activities			
Investment in fixed assets	4.3.7	-33,795	-18,170
Proceeds on disposal of fixed assets	4.3.7	7,205	289
Investment in financial assets		0	-63
Proceeds on disposal of financial assets	4.3.6	31,359	0
		4,769	-17,944
Cash flow from financing activities			
Reimbursement of long-term liabilities		-200	-200
Increase of long-term loan for new training center		2,022	0
		1,822	-200
Net variation of cash and bank deposits		-27,696	31,324
Cash and cash equivalents, net at beginning of year		97,849	66,525
Cash and cash equivalents, net at end of year		70,153	97,849

Figures for 1999 are after re-statement and re-classification.

4. NOTES TO THE FINANCIAL STATEMENTS AS AT DECEMBER 31, 1999

4.1 Activities

The International Committee of the Red Cross, founded in Geneva in 1863 and formally recognized in the Geneva Conventions and by the International Conferences of the Red Cross and Red Crescent, is an independent humanitarian organization having a status of its own.

The ICRC's principal tasks consist of:

- in connection with internal strife, international and non-international armed conflict, and their aftermath:
 - activities for persons deprived of their freedom;
 - protection and relief (in the form of medical supplies, drinking water, food and shelter) for the civilian population;
 - restoration of family links;
- at all times:
 - development of and respect for international humanitarian law;
 - promotion and dissemination of humanitarian law and of the principles of the International Red Cross and Red Crescent Movement;
 - humanitarian diplomacy.

These financial statements include activities of the Geneva headquarters, and all ICRC delegations.

4.2 Significant accounting policies

4.2.1 Basis of presentation

The financial statements are presented in accordance with Swiss law and the statutes of the ICRC.

For the year ended December 31, 1999, the ICRC has prepared its financial statements in order to realign them more closely to International Accounting Standards (IAS).

4.2.2 Changes in accounting policies

The main changes in accounting policies concern fixed assets and inventories at the principal distribution centers that were recorded up to 1998 directly as expenditures and are now recognized as assets. The changes were made by re-stating the balance sheet at December 31, 1998 to include the following increases in asset values:

	Sfr '000
Inventories	9,902
Fixed assets	24,418

Another change in 1999 was to include in income and accounts receivable all contributions pledged but not received less a provision for collection risks. Assets at December 31, 1998 were re-classified to include in accounts receivable contributions pledged at that date and collected by January 14, 1999 and operations with temporary deficit financing covered by outstanding pledged contributions.

The changes of the accounting policies led to the renaming of some balance sheet captions and re-classification of comparative figures for 1998.

4. NOTES TO THE FINANCIAL STATEMENTS AS AT DECEMBER 31, 1999

4.2.3 Cash and cash equivalents

The ICRC considers cash on hand, amounts due from banks and short-term time deposits with banks to be cash or cash equivalents.

4.2.4 Securities

Investment securities are recorded at their purchase value in the case of shares, and at par in the case of bonds.

4.2.5 Accounts receivable

The recognition of the main positions of the receivables is as follows:

- Pledges at the moment of a written confirmation
- Commercial and National Societies in the moment when the service or basic expenditure is fulfilled or the ownership is transferred

A provision on the outstanding amounts has been created to cover the estimated risks.

4.2.6 Inventories

Inventories held at headquarters, and the principal regional distribution centers are considered as uncommitted stocks and are recorded at cost. Expenditures are recognized at the moment of the delivery or consumption of these stocks. Inventories held at other locations are considered as committed and are included in expenditures.

4.2.7 Operations with temporary deficit financing

This position relates to expenditures in the field financial structure which are not covered by contributions already received or pledged.

4.2.8 Property, equipment, software

Assets are capitalized when they are used exclusively for the ICRC and when the following limits are reached for individual asset amounts:

- | | |
|--------------------------|-------------|
| • Real estate | all |
| • Equipment and vehicles | Sfr 10,000 |
| • Software | Sfr 500,000 |

Applicable straight-line depreciation periods:

	in Switzerland	other countries
Real estate	50 years	10 years
Equipment and vehicles	5 years	5 years
Software	5 years	5 years

4.2.9 Donors' restricted contributions

Some contributions received by the ICRC are earmarked for specific usage. At the end of the financial year, any such funds which have not yet been spent are recorded under this heading. In case the funds cannot be used, the ICRC either obtains approval for a reallocation of those funds for a different usage or reimburses them to the donor.

4.2.10 Restricted reserves designated by the Assembly

Operational risks reserve

This concerns reserves relating to insufficient operational funding, equipment insured by delegations and commercial disputes. The reserve for insufficient operational funding is estimated at an average of two and a half months of cash expenditures of the last five years.

Assets reserve

The ICRC sets aside funds for capital expenditure on real estate and equipment, in order to be able to make investments essential for its operations regardless of short-term financial fluctuations. This reserve includes the revaluation and restatement of fixed assets and inventory of a total value of Sfr 34.3 millions.

Financial risk reserve

This covers the risks of exchange rate and price fluctuations in securities.

Human resources reserves

This covers staff commitments of the ICRC's liabilities under the Collective Staff Agreement.

Specific projects reserves

Allocations for specific projects to be undertaken are made in anticipation of the events taking place; such as the International Conference of the Red Cross and Red Crescent, and studies concerning the Red Cross Emblem.

4.2.11 Recognition of contributions

Pledges are recognized on receipt of a written document from all the donors.

Contributions that are based on contracts for specific projects (e.g. European Union, projects delegated to National Red Cross and Red Crescent Societies) are recognized in the moment when the expenditure is incurred.

The following contributions are recognized upon receipt of the cash collection:

- Private sources, associations and companies
- Legacies
- Gifts

Contributions in kind (goods) and in services (in the form of means of transport or rent) are recognized on receipt of the goods or service. For each contribution received in kind or in services, an equal amount is entered under both income and expenditure.

Contributions in kind for fixed assets are recorded under other income with an offsetting amount in fixed assets. The ICRC considers those contributions not together with the other kind contributions, as no equal expenditures are recorded in the accounts. Depreciation of such assets is in operational expenditures in the same manner as for purchased fixed assets.

The value of contributions in kind is determined by the donor's estimation of the value of the goods, allowing for the cost of transport to the final destination. The market value may not be exceeded.

4. NOTES TO THE FINANCIAL STATEMENTS AS AT DECEMBER 31, 1999

The value of service contributions in the form of staff is estimated by determining the real cost that would have been incurred had the contribution not been made. In the case of staff seconded to the ICRC, the estimated value consists of the salary plus the social security and insurance contributions paid by the ICRC for the position concerned. From this value all personnel costs paid by the ICRC to the persons concerned have been deducted to give the value of service recorded.

4.2.12 Translation of foreign currencies

Monetary assets and liabilities are translated into Swiss francs at the rate applicable at the year-end, except for securities denominated in foreign currencies, which are converted at the historical rate of exchange. Income and expenditure statement items are converted at monthly exchange rates and any differences included under other income and expenditure. The net result of the translation has been attributed to the financial risks reserve.

The principal rates of exchange are shown below:

	Closing rate of exchange		Average rate of exchange	
	1999	1998	1999	1998
USD	1.5870	1.3720	1.4968	1.4547
DEM	0.8199	0.8257	0.8187	0.8255
GBP	2.5600	2.2700	2.4150	2.4050
FRF	0.2445	0.2462	0.2441	0.2470
EUR	1.6035	1.6200	1.6012	1.6250

4.3 Additional details relating to the financial statements

This section provides a breakdown of the main items on the balance sheet. All figures are in Swiss francs '000 (Sfr) and represent a consolidation of the headquarters and field financial data. The 1998 figures represent the restated status.

4.3.1 Cash and cash equivalents

	1999	1998 restated
Cash and bank accounts	44,900	15,756
Time deposits	40,761	82,168
	85,661	97,924

4.3.2 Securities

Securities	25,978	21,075
Other current assets	3,869	6,405
	29,847	27,480
<i>Market value of securities</i>	<i>36,039</i>	<i>36,787</i>

4. NOTES TO THE FINANCIAL STATEMENTS AS AT DECEMBER 31, 1999

4.3.3 Accounts receivable

Pledges	133,332	60,676
Commercial	5,535	3,099
Governments	33	0
National Red Cross and Red Crescent Societies, organizations, foundations and funds	11,941	4,621
Withholding taxes	134	264
Guarantee deposits	841	705
Social security and insurance contributions	1,715	1,786
Suppliers' advance payments	1,416	436
Advance payments to expatriates on mission	3,195	1,539
Provision for doubtful accounts	-9,460	-200
	148,682	72,926

As 1999 is the first year with recording of pledges (promised contributions), the provision for doubtful accounts has been increased by Sfr 9,260 from Sfr 200 to Sfr 9,460.

4.3.4 Inventories

Inventories	16,867	16,537
Provision for depreciation of medical supplies	-2,000	-2,000
	14,867	14,537
Reclassified by category of goods as follows:		
– Relief	4,641	6,477
– Medical and prosthetic/orthotic	4,875	3,096
– Water and sanitation	3,495	4,146
– Other	3,856	2,818
	16,867	16,537

4.3.5 Operations with temporary deficit financing

Non-earmarked balances brought forward (country level)	17,529	3,538
Earmarked balances brought forward (country level)	1,172	0
	18,701	3,538

The increase of balances by Sfr 15,163 in 1999 has been offset by the reclassification of pledges received in 1999 to cover operations with temporary deficit financing at December 31, 1998 of Sfr 28,549 to give an overall net decrease for 1999 amounting to Sfr 13,386.

Operations are considered as a deficit financing when the contributions do not cover the expenditures. As long as contributions are remitted for a specific operation at the country level they are defined as non-earmarked. Below this level they are considered as earmarked.

4.3.6 Financial assets

	0	31,359
--	---	--------

The deposit has been reimbursed on September 30, 1999

4. NOTES TO THE FINANCIAL STATEMENTS AS AT DECEMBER 31, 1999

4.3.7 Property, equipment, software

	Land and buildings	Equipment and vehicles	Software	Work in progress	Total
Historical acquisition costs					
Balance at December 31, 1998	42,207	26,771		17,085	86,063
Restatement	1,352	76,652			78,004
Additions	387	24,907		11,217	36,511
Disposals		-19,299			-19,299
Transfers			12,640	-12,640	0
Balance at December 31, 1999	43,946	109,031	12,640	15,662	181,279
Accumulated depreciation and value adjustments					
Balance at December 31, 1998	-9,503	-25,369			-34,872
Restatement	-1,307	-52,279			-53,586
Charge for the year	-1,319	-12,399	-4,764		-18,482
Disposals		13,068			13,068
Balance at December 31, 1999	-12,129	-76,979	-4,764	0	-93,872
Net book value as at December 31, 1998 (after restatement)	32,749	25,775	0	17,085	75,609
Net book value as at December 31, 1999	31,817	32,052	7,876	15,662	87,407

Based on the changing of the accounting policies the worldwide fixed assets have been restated at standard costs and accumulated depreciation has been taken into account.

One of the buildings at the headquarters in Geneva is subject to a mortgage note tendered as collateral for the respective building.

4.3.8 Accounts payable

Governments	10,745	9,087
National Red Cross and Red Crescent Societies, organizations, foundations and funds	1,260	500
Suppliers	29,831	11,117
Social security and insurance contributions	38,014	25,390
Staff vacation accrual	21,686	22,736
Sundry items	1,403	824
	102,939	69,654

4.3.9 Accrued expenses and deferred income

Accrued expenses	16,827	16,512
Prepaid contributions	18	499
	16,845	17,011

4.3.10 Long-term liabilities

	10,122	8,300
--	--------	-------

This position comprises two loans.

One loan of Sfr 8,100 relates to one building at the headquarters in Geneva. Interest amounted to Sfr 425 in 1999 (Sfr 436 in 1998).

The other loan is interest free and has been granted for the new training center in Geneva.

4. NOTES TO THE FINANCIAL STATEMENTS AS AT DECEMBER 31, 1999

4.3.11 Donors' restricted contributions

Non-earmarked balances brought forward (country level)	20,720	16,086
Earmarked balances brought forward (country level)	5,587	13,993
	26,307	30,079

Contributions are defined as non-earmarked as long as they are remitted for a specific operation at the country level. Below this level they are considered as earmarked.

Donors' restricted contributions that could not cover specific expenditures are carried forward to the following year. In case the ICRC meets an overfinancing for a specific operation, another operation can be suggested to the donor. In case of overfinancing the donor may also ask for a reimbursement of the donation. In 1999 contributions of Sfr 405 were reimbursed (Sfr 2 in 1998).

4.3.12 Restricted reserves through designation by the Assembly

	Operational risk reserve	Assets reserve	Financial risk reserve	Human resources reserve	Specific projects reserve	Total
Balance as at December 31, 1998	92,323	47,686	5,604	6,146	1,567	153,326
Restatement of assets and inventories		34,320				34,320
Use/release during 1999		-135		-1,251	-232	-1,618
Allocations 1999	12,000	1,000	4,277	862	250	18,389
Balance as at December 1999	104,323	82,871	9,881	5,757	1,585	204,417

The operational risk reserve contains a reserve for insufficient operational funding, estimated at an average of two and a half months of cash expenditures over the last five years. The theoretical level should be Sfr 106.2 million; at the end of 1999 it reached Sfr 94 million.

4.3.13 Staff-related costs

	1999	1998
Wages and salaries	206,576	196,102
Social insurances and social benefits	53,458	56,318
	260,034	252,420

In accordance with Swiss law, pension contributions for staff working at headquarters or in the field and hired in Geneva are paid into an independent trust.

Fondation Avenir, established at the ICRC's initiative, facilitates training or career moves for staff working at the headquarters or in the field and hired in Geneva under an open-ended contract. In 1999 the contribution to that foundation was Sfr 5,594.

4. NOTES TO THE FINANCIAL STATEMENTS AS AT DECEMBER 31, 1999

4.3.14 Operational expenditure by cash/kind/service

	Cash	Kind	Service	Total
Staff-related costs	-260,034		-20,540	-280,574
Mission costs	-26,144			-26,144
Premises and equipment	-58,692		-132	-58,824
Transport	-81,740		-36	-81,776
Assistance to victims	-175,266	-65,003		-240,269
Financial assistance to National Societies and third parties	-39,576			-39,576
General supplies and services	-69,073			-69,073
Depreciation	-18,482			-18,482
Change of provision for doubtful accounts	-9,260			-9,260
Total	-738,267	-65,003	-20,708	-823,978

4.4 Additional notes

4.4.1 Taxes

The ICRC is exempt from taxes in Switzerland and most countries in which its delegations are based.

4.4.2 Financial instruments

Forward transactions are effected occasionally for contract periods not extending beyond the current month and solely for the purpose of hedging exchange rate risks.



Assurance

KPMG Fides Peat
14, chemin De-Normandie
CH-1206 Geneva

P O Box 361
CH-1211 Genève 25

Telephone +41 22 704 15 15
Fax +41 22 347 73 43
www.kpmg.ch

Report of the external auditors to the Assembly of the members of

The International Committee of the Red Cross

As external auditors of your association, we have examined the accounting records and the financial statements (balance sheet, statement of income and expenses, cash flow statement and notes) of the International Committee of the Red Cross for the year ended December 31, 1999.

These financial statements are the responsibility of the Committee. Our responsibility is to express an opinion of these financial statements based on our audit. We confirm that we meet the legal requirements concerning professional qualification and independence.

Our audit was conducted in accordance with auditing standards promulgated by the profession, which require that an audit be planned and performed to obtain reasonable assurance about whether the financial statements are free from material misstatement. We have examined on a test basis evidence supporting the amounts and disclosures in the financial statements. We have also assessed the accounting principles used, significant estimates made and the overall financial statement presentation. We believe that our audit provides a reasonable basis for our opinion.

In our opinion, the accounting records and financial statements comply with the law and the articles of incorporation.

We recommend that the financial statements submitted to you be approved.

KPMG Fides Peat

David J W Colledge
Chartered Accountant

Stéphane Gard
Expert-comptable diplômé

Geneva, June 8, 2000

Enclosures :
Financial statements (balance sheet, statement of income and expenses, cash flow statement and notes)



Member Firm of
KPMG International

Member of the Swiss Institute
of Certified Public Accountants and Tax Consultants

APPEAL AND BUDGET

(in Swiss francs '000)

	ASSEMBLY, PRESIDENCY & MANAGEMENT CONTROL		DIRECTORATE		OPERATIONS		AFRICA		ASIA & THE PACIFIC		LATIN AMERICA & THE CARIBBEAN	
	Appeal	Final budget	Appeal	Final budget	Appeal	Final budget	Appeal	Final budget	Appeal	Final budget	Appeal	Final budget
PROTECTION												
Protection (general)	–	–	–	114	1,279	1,300	1,002	1,117	203	208	203	208
Respect for detainees	–	–	–	–	127	58	278	310	567	531	493	570
Restoring family links	–	–	–	–	127	58	202	220	299	294	274	306
Missing persons	–	–	–	–	127	58	–	–	–	–	–	–
Respect for civilians	–	–	–	–	127	58	203	220	613	570	728	843
	–	–	–	114	1,787	1,532	1,685	1,867	1,682	1,603	1,698	1,927
ASSISTANCE												
Assistance (general)	79	–	79	703	2,646	3,788	6,156	5,528	1,288	1,522	1,042	1,082
Health services	–	–	–	–	79	170	721	655	469	165	162	82
Orthotics & prosthetics	–	–	–	–	–	164	144	131	133	33	18	16
Engineering	–	–	–	–	–	173	865	787	216	197	108	98
Economic security	–	–	–	–	–	98	865	787	408	197	179	98
	79	–	79	703	2,725	4,393	8,751	7,888	2,514	2,114	1,509	1,376
PREVENTIVE ACTION												
Preventive action (general)	–	81	–	271	–	81	160	153	–	–	–	–
Development of IHL	101	41	–	320	275	138	–	–	–	–	–	–
Dissemination and information	750	739	992	465	2,196	1,078	725	610	563	598	322	353
Implementation of IHL	1,044	445	51	39	363	237	247	421	467	492	491	555
Mines and other weapons	51	–	50	231	–	23	98	100	–	47	–	23
	1,946	1,306	1,093	1,326	2,834	1,557	1,230	1,284	1,030	1,137	813	931
COOPERATION WITH NATIONAL SOCIETIES	–	–	–	–	127	489	760	764	305	312	284	310
GENERAL	5,093	5,492	4,463	7,265	9,876	10,273	7,340	6,930	3,827	3,492	2,361	2,095
Allocation for risks, commitments and investments	–	–	–	–	3,000	3,000	–	–	–	–	–	–
TOTAL	7,118	6,798	5,635	9,408	20,349	21,244	19,766	18,733	9,358	8,658	6,665	6,639

* Amounts have been corrected as figures in appeal document for Communication and Law have been inverted.

FINANCIAL STRUCTURE IN 1999

EUROPE & NORTH AMERICA				MIDDLE EAST & NORTH AFRICA				LAW		COMMUNICATION		HUMAN RESOURCES		FINANCE & ADMINISTRATION		EXTERNAL RESOURCES		GRAND TOTAL	
Appeal	Final budget	Appeal	Final budget	Appeal	Final budget	Appeal*	Final budget	Appeal	Final budget	Appeal	Final budget	Appeal	Final budget	Appeal	Final budget	Appeal	Final budget	Appeal	Final budget
822	794	897	986		110	-	-	-	-	-	-	-	-	-	-	-	-	4,406	4,837
255	267	279	310		-	-	-	-	-	-	-	-	-	-	-	-	-	1,999	2,046
177	191	177	191		149	-	-	-	-	-	-	-	-	-	-	-	-	1,256	1,409
101	156	101	156		-	-	-	-	-	-	-	-	-	-	-	-	-	329	370
177	184	177	184		-	-	-	-	-	-	-	-	-	-	-	-	-	2,025	2,059
1,532	1,592	1,631	1,827	-	259	-	-	-	-	-	-	-	-	-	-	-	-	10,015	10,721
1,675	1,150	1,129	906		-	-	-	431	-	18	-	192	169	14,735	14,848				
360	328	90	82		-	-	-	575	-	90	-	-	-	2,546	1,482				
72	65	18	16		-	-	-	36	-	18	-	-	-	439	425				
433	393	108	99		-	-	-	295	-	108	-	-	-	2,133	1,747				
433	393	108	98		-	-	-	296	-	108	-	-	-	2,397	1,671				
2,973	2,329	1,453	1,201	-	-	-	-	1,633	-	342	-	192	169	22,250	20,173				
929	631	434	505	1,051	1,185	285	1,224		-		-		-	2,859	4,131				
-	-	-	-	350	1,636	2,569	-	286	-	-	-	-	-	3,581	2,135				
528	551	269	281	1,950	2,059	12,352	13,540	294	146	775	414	514	459	22,230	21,293				
419	516	247	409	3,577	5,837	1,243	-	-	-	-	-	-	-	8,149	8,951				
49	72	-	23	51	435	669	62	-	-	-	-	203	151	1,171	1,167				
1,925	1,770	950	1,218	6,979	11,152	17,118	14,826	580	146	775	414	717	610	37,990	37,677				
913	711	290	317	350	798	1,167	384	36	-	18	-	155	262	4,405	4,347				
4,438	4,114	2,520	2,246	2,003	1,983	1,413	1,057	3,830	4,487	4,672	6,570	9,013	9,058	60,849	65,062				
					50			1,000	1,000	750	750			4,750	4,800				
11,781	10,516	6,844	6,809	9,332	14,242	19,698	16,267	7,079	5,633	6,557	7,734	10,077	10,099	140,259	142,780				

EXPENDITURES

(in Swiss francs '000)

	ASSEMBLY, PRESIDENCY & MANAGEMENT CONTROL	DIRECTORATE	OPERATIONS	OPERATIONS		
				AFRICA	ASIA & THE PACIFIC	LATIN AMERICA & THE CARIBBEAN
PROTECTION						
Protection (general)	—	4	2,374	286	308	69
Respect for detainees	—	—	436	639	106	155
Restoring family links	—	—	380	263	47	15
Missing persons	—	1	39	—	1	2
Respect for civilians	—	—	147	39	20	66
	—	5	3,376	1,227	482	307
ASSISTANCE						
Assistance (general)	1	437	6,965	2,008	931	178
Health services	—	76	3,325	681	397	24
Orthotics & prosthetics	—	—	447	20	41	1
Engineering	—	—	832	176	106	23
Economic security	—	—	893	149	141	45
	1	513	12,462	3,034	1,616	271
PREVENTIVE ACTION						
Preventive action (general)	3	98	66	7	6	8
Development of IHL	7	14	—	2	—	—
Dissemination and information	27	1,185	608	472	410	203
Implementation of IHL	6	—	16	233	186	132
Mines and other weapons	—	315	5	—	6	1
	43	1,612	695	714	608	344
COOPERATION WITH NATIONAL SOCIETIES	110	12	52	212	149	99
GENERAL	5,831	9,291	9,489	7,620	4,110	2,463
TOTAL	5,985	11,433	26,074	12,807	6,965	3,484
Allocation for risks, commitments and investments						
Change of provision for doubtful accounts						
TOTAL	—	—	—	—	—	—

FINANCIAL STRUCTURE IN 1999

	EUROPE & NORTH AMERICA	MIDDLE EAST & NORTH AFRICA	LAW	COMMUNICATION	RESOURCES			GRAND TOTAL
					HUMAN RESOURCES	FINANCE & ADMINISTRATION	EXTERNAL RESOURCES	
	320	359	475	—	2	—	—	4,197
	195	318	—	—	1	—	—	1,850
	596	63	—	—	—	—	—	1,364
	185	23	—	—	—	—	—	251
	47	30	—	—	—	—	—	349
	1,343	793	475	—	3	—	—	8,011
	1,998	273	—	—	20	—	5	12,816
	195	130	—	—	18	1	—	4,847
	15	5	—	—	—	—	—	529
	178	66	—	—	17	1	—	1,399
	252	—	—	—	—	—	—	1,480
	2,638	474	—	—	55	2	5	21,071
	22	16	3,516	—	18	1	1	3,762
	22	5	1,712	1	2	—	—	1,765
	821	136	3,712	14,481	16	3	22	22,096
	263	120	2,211	112	1	—	—	3,280
	47	4	1,213	1	—	—	27	1,619
	1,175	281	12,364	14,595	37	4	50	32,522
	261	38	1,463	2	2	—	20	2,420
	5,901	2,991	1,895	1,868	11,481	5,894	7,204	76,038
	11,318	4,577	16,197	16,465	11,578	5,900	7,279	140,062
								9,260
	—	—	—	—	—	—	—	149,322

6. FIELD EXPENDITURE

Including delegated projects
(in Swiss francs '000)

	BUDGET			EXPENDITURE (Cash -				
	Initial (Emergency Appeal)	Amendment	Final	Protection	Assistance	Preventive Action	Cooperation with National Societies	Overheads*
Africa								
Angola	12,169	41,963	54,132	1,280	37,207	786	8	2,363
Burundi	7,896	-	7,896	1,210	2,234	138	7	224
Democratic Republic of the Congo	31,647	-	31,647	5,687	18,506	706	1,508	1,615
The Republic of the Congo	3,061	9,194	12,255	1,062	7,811	277	21	583
Eritrea & Ethiopia International Conflict	16,828	12,509	29,337	4,169	14,607	839	370	1,269
Liberia	1,145	-	1,145	338	357	517	42	92
Rwanda	56,136	-	56,136	11,244	19,339	1,384	35	2,414
Sierra Leone	28,124	(19,118)	9,006	539	5,562	285	491	477
Somalia	21,512	-	21,512	1,262	16,080	676	420	1,170
Sudan	59,198	-	59,198	1,139	34,225	562	1,508	2,445
Uganda	23,210	-	23,210	1,154	11,116	593	1,086	873
Abidjan Regional Delegation	4,268	-	4,268	445	210	979	454	261
Dakar Regional Delegation	7,265	-	7,265	363	3,253	778	491	356
Harare Regional Delegation	2,356	-	2,356	201	73	507	531	107
Lagos Regional Delegation	2,235	-	2,235	45	360	1,154	549	155
Nairobi Regional Delegation	10,008	-	10,008	980	2,703	1,851	1,213	540
Pretoria Regional Delegation	2,757	-	2,757	66	164	940	487	170
Yaoundé Regional Delegation	3,023	-	3,023	687	112	466	395	142
Contingency	25,388	-	25,388					
Total Africa	318,226	44,548	362,774	31,871	173,919	13,438	9,616	15,256
Asia and the Pacific								
Afghanistan	47,739	-	47,739	1,757	33,629	924	1,967	2,071
Cambodia	7,309	-	7,309	1,585	1,858	716	64	274
Myanmar	1,243	1,703	2,946	800	805	10	1	76
Pakistan	2,150	-	2,150	315	303	480	315	416
Sri Lanka	15,846	-	15,846	4,847	6,727	929	558	844
Tajikistan	4,449	-	4,449	18	1,955	1,370	258	239
Bangkok Regional Delegation	3,324	-	3,324	173	33	945	462	257
Jakarta Regional Delegation	6,491	33,805	40,296	2,118	19,889	1,082	1,033	1,553
Manila Regional Delegation	2,508	-	2,508	671	742	974	368	270
New Delhi Regional Delegation	8,317	918	9,235	3,721	322	1,304	1,045	485
Tashkent Regional Delegation	3,956	-	3,956	16	37	1,791	419	143
Contingency	8,839	(2,621)	6,218					
Total Asia and the Pacific	112,171	33,805	145,976	16,021	66,300	10,525	6,490	6,628
Latin America and the Caribbean								
Colombia	21,751	4,941	26,692	5,613	12,361	3,022	787	1,548
Mexico	9,177	-	9,177	391	3,249	621	940	383
Peru	6,690	-	6,690	2,741	1,535	817	194	370
Brasilia Regional Delegation	1,825	-	1,825	89	0	1,134	123	113
Buenos Aires Regional Delegation	2,002	-	2,002	42	13	1,201	179	127
Guatemala City Regional Delegation	6,573	-	6,573	193	788	2,461	1,038	348
Contingency	4,397	-	4,397					
Total Latin America and the Caribbean	52,415	4,941	57,356	9,069	17,946	9,256	3,261	2,889

* A premium of 6.5% is added to cash expenditure incurred by the field financial structure. This amount is included in the income of the headquarters financial structure, so as to partly offset the cost of headquarters' direct support for ICRC operations in the field. This procedure does not affect the overall result for the financial year.

AND INCOME IN 1999

Kind - Services)			INCOME (Cash - Kind - Services)				REPORTS OF OPERATIONS				
						Surplus financing 98 brought forward	Deficit financing 98 brought forward	Corrections and transfers	Surplus financing 1999	Deficit financing 1999	
General	Total expenditure	Cash	Kind	Service	Total Income						
1,910	43,554	38,673	3,996	407	43,076	—	(321)	1,002	203	—	
711	4,524	4,409	—	130	4,539	—	—	(15)	—	—	
1,720	29,742	29,788	—	270	30,058	—	(2,560)	(125)	—	(2,369)	
880	10,634	9,613	451	94	10,158	—	(167)	(666)	—	(1,309)	
783	22,037	17,832	1,718	435	19,985	53	—	—	—	(1,999)	
243	1,589	1,716	—	—	1,716	—	—	1	128	—	
1,364	35,780	33,310	714	1,010	35,034	300	—	83	—	(363)	
1,004	8,358	8,627	426	155	9,208	—	(850)	—	—	—	
579	20,187	19,085	—	158	19,243	—	(298)	250	—	(992)	
2,627	42,506	37,217	361	3,186	40,764	—	(1,789)	923	—	(2,608)	
1,486	16,308	16,887	411	359	17,657	—	(2,058)	—	—	(709)	
1,246	3,595	3,407	—	—	3,407	190	—	(2)	—	—	
1,268	6,509	6,325	51	430	6,806	—	(297)	—	—	—	
482	1,901	1,832	—	—	1,832	1,010	—	—	941	—	
344	2,607	2,607	—	—	2,607	—	—	—	—	—	
1,860	9,147	8,570	65	363	8,998	149	—	—	—	—	
744	2,571	2,544	—	27	2,571	—	—	—	—	—	
487	2,289	2,289	—	—	2,289	—	—	—	—	—	
19,738	263,838	244,731	8,193	7,024	259,948	1,702	(8,340)	1,451	1,272	(10,349)	
903	41,251	38,360	726	1,672	40,758	6,086	—	1,678	7,271	—	
645	5,142	5,269	—	164	5,433	436	—	33	760	—	
349	2,041	667	—	149	816	753	—	37	—	(435)	
550	2,379	2,229	—	171	2,400	—	—	(21)	—	—	
1,361	15,266	14,228	266	1,255	15,749	—	(483)	—	—	—	
594	4,434	4,151	116	227	4,494	—	(53)	(7)	—	—	
1,213	3,083	3,052	—	31	3,083	—	—	—	—	—	
1,403	27,078	24,641	1,380	569	26,590	100	—	(33)	—	(421)	
1,003	4,028	3,777	123	128	4,028	—	—	—	—	—	
1,010	7,887	7,557	—	252	7,809	78	—	—	—	—	
147	2,553	2,946	—	19	2,965	—	(412)	—	—	—	
9,181	115,142	106,877	2,611	4,637	114,125	7,453	(948)	1,687	8,031	(856)	
2,378	25,709	23,073	28	722	23,823	—	(1,530)	—	—	(3,416)	
762	6,346	5,458	3	90	5,551	795	—	—	—	—	
504	6,161	5,675	40	—	5,715	—	—	—	—	(446)	
408	1,867	2,342	—	—	2,342	—	(475)	—	—	—	
644	2,206	2,066	98	115	2,279	—	(73)	—	—	—	
1,017	5,845	6,053	—	94	6,147	—	(175)	—	127	—	
5,713	48,134	44,667	169	1,021	45,857	795	(2,253)	—	127	(3,862)	

6. FIELD EXPENDITURE

Including delegated projects
(in Swiss francs '000)

	BUDGET			EXPENDITURE (Cash -				
	Initial (emergency appeal)	Amendment	Final	Protection	Assistance	Preventive Action	Cooperation with National Societies	Overheads
Europe and North America								
Albania	2,058	(1,515)	543	57	275	39	8	14
Armenia	6,842	-	6,842	391	1,575	558	115	159
Azerbaijan	6,328	-	6,328	349	2,456	591	50	228
Bosnia-Herzegovina	25,040	-	25,040	2,911	14,810	2,583	2,176	1,403
Croatia	3,319	-	3,319	531	13	1,100	575	153
Federal Republic of Yugoslavia	30,651	(24,958)	5,693	364	5,117	135	22	203
Former Yugoslav Republic of Macedonia	1,270	(1,074)	196	22	9	45	11	12
Georgia	18,340	-	18,340	1,308	9,795	1,464	140	740
Budapest Regional Delegation	2,019	-	2,019	13	0	874	382	90
Kyiv Regional Delegation	3,784	-	3,784	4	19	1,220	402	108
Moscow Regional Delegation	17,374	10,586	27,960	92	9,893	4,332	2,018	988
Washington Regional Delegation	1,313	-	1,313	36	1	306	47	71
Brussels	-	-	-	-	-	292	93	67
New York	2,351	-	2,351	14	-	1,078	-	134
Paris	-	-	-	35	-	313	-	41
Contingency	10,610	(10,610)	-	-	-	-	-	-
Total Europe and North America	131,299	(27,571)	103,728	6,127	43,963	14,930	6,039	4,411
Middle East and North Africa								
Egypt	1,367	-	1,367	76	-	901	130	115
Iran	135	-	135	25	-	28	1	15
Iraq	14,007	7,780	21,787	2,283	11,823	391	371	964
Israel, the occupied territories and the autonomous territories	14,587	-	14,587	6,897	515	1,487	1,743	776
Jordan	1,280	-	1,280	326	-	394	46	99
Lebanon	3,661	-	3,661	1,125	1,579	556	227	253
Syria	981	-	981	86	-	231	25	31
Kuwait Regional Delegation	3,427	-	3,427	1,006	355	548	19	141
Tunis Regional Delegation	2,762	-	2,762	499	160	609	761	131
Contingency	3,853	(3)	3,850	-	-	-	-	-
Total Middle East and North Africa	46,060	7,777	53,837	12,323	14,432	5,145	3,323	2,525
Balkan Crisis								
Albania, Balkan Crisis	-	20,392	20,392	2,839	6,901	338	74	1,038
Macedonia, Balkan Crisis	-	5,788	5,788	2,610	4,072	272	173	362
Yugoslavia, Balkan Crisis	-	150,984	150,984	7,149	122,443	1,299	1,562	5,339
Contingency	-	10,903	10,903	-	-	-	-	-
Total Balkan Crisis	-	188,067	188,067	12,598	133,416	1,909	1,809	6,739
Special Appeals (Mines Awareness)								
TOTAL FIELD	660,171	251,567	911,738	88,009	449,976	55,203	30,538	38,448

AND INCOME IN 1999

Kind - Services)		INCOME (Cash - Kind - Services)				REPORTS OF OPERATIONS				
General	Total Expenditure	Cash	Kind	Service	Total Income	Surplus financing 98 brought forward	Deficit financing 98 brought forward	Corrections and transfers	Surplus financing 1999	Deficit financing 1999
126	519	401	-	4	405	-	(118)	1	-	(231)
370	3,168	2,868	-	385	3,253	-	(116)	31	-	-
456	4,130	3,963	-	220	4,183	-	(88)	35	-	-
1,564	25,447	26,265	2,677	186	29,128	-	(4,711)	1,030	-	-
505	2,877	2,177	-	123	2,300	-	(155)	732	-	-
359	6,200	9,917	1,335	330	11,582	301	-	539	6,222	-
29	128	128	-	-	128	-	-	-	-	-
1,005	14,452	12,574	1,675	848	15,097	-	(307)	(66)	272	-
610	1,969	1,736	-	103	1,839	1,344	-	-	1,214	-
327	2,080	2,080	-	-	2,080	-	-	-	-	-
2,291	19,614	19,821	3,479	77	23,377	-	(1,280)	(1,359)	1,124	-
742	1,203	1,204	-	-	1,204	-	-	(1)	-	-
327	779	697	-	82	779	-	-	-	-	-
967	2,193	2,193	-	-	2,193	-	-	-	-	-
377	766	658	-	108	766	-	-	-	-	-
10,055	85,525	86,682	9,166	2,466	98,314	1,645	(6,775)	942	8,832	(231)
174	1,396	1,396	-	-	1,396	-	-	-	-	-
73	142	142	-	-	142	-	-	-	-	-
639	16,471	14,849	11	255	15,115	-	-	637	-	(719)
1,475	12,893	12,167	-	114	12,281	44	-	1	-	(567)
496	1,361	1,361	-	-	1,361	-	-	-	-	-
369	4,109	4,109	-	-	4,109	-	-	-	-	-
221	594	594	-	-	594	-	-	-	-	-
539	2,608	2,647	11	81	2,739	-	(131)	-	-	-
241	2,401	2,401	-	-	2,401	-	-	-	-	-
4,227	41,975	39,666	22	450	40,138	44	(131)	638	-	(1,286)
707	11,897	11,812	-	343	12,155	-	-	-	258	-
483	7,972	7,786	-	186	7,972	-	-	-	-	-
829	138,621	94,936	44,841	3,604	143,381	-	-	-	4,760	-
2,019	158,490	114,534	44,841	4,133	163,508	-	-	-	5,018	-
		825	-	-	825	4,799	-	(4,714)	910	-
50,933	713,104	637,983	65,002	19,731	722,715	16,438	(18,447)	3	24,190	(16,584)

7. CONTRIBUTIONS IN 1999*

(in Swiss francs)

7.0 Summary of all contributions

Country	Headquarters appeal	Emergency appeals	Reimbursement previous year	Total cash	Total kind	Total services	Sub-total	Total assets	Grand total
7.1 Governments	105,963,697	493,171,930	-405,067	598,730,560	8,974,524	2,940,141	610,645,225	528,475	611,173,700
7.2 European Commission		62,351,385		62,351,385	1,217,146		63,568,531		63,568,531
7.3 International organizations					1,266,399		1,266,399		1,266,399
7.4 Supranational organizations		251,415		251,415			251,415		251,415
7.5 National Societies	5,712,934	55,124,747		60,837,681	53,243,744	17,659,813	131,741,238	1,964,717	133,705,955
7.6 Public sources	3,324,500	1,736,333		5,060,833			5,060,833		5,060,833
7.7 Private sources	1,189,291	21,846,807		23,036,098	301,156	108,000	23,445,254	222,731	23,667,985
Grand total	116,190,422	634,482,617	-405,067	750,267,972	65,002,969	20,707,954	835,978,895	2,715,923	838,694,818

7.1 Governments

Country	Headquarters appeal	Emergency appeals	Reimbursement previous year	Total cash	Total kind	Total services	Total	Total assets	Grand total
Algeria	51,800			51,800			51,800		51,800
Andorra	53,450			53,450			53,450		53,450
Argentina	339,650			339,650			339,650		339,650
Australia	862,165	3,135,278		3,997,443	123,200		4,120,643	460,750	4,581,393
Austria	698,425	1,912,266		2,610,691			2,610,691		2,610,691
Bahamas	14,565			14,565			14,565		14,565
Barbados	1,480			1,480			1,480		1,480
Belgium	1,067,496	3,180,015		4,247,511	103,028		4,350,539		4,350,539
Benin	4,856			4,856			4,856		4,856
Bhutan	17,760			17,760			17,760		17,760
Bulgaria	25,000			25,000			25,000		25,000
Cambodia	18,300			18,300			18,300		18,300
Cameroon	14,463			14,463			14,463		14,463
Canada	1,914,792	21,030,795		22,945,587	378,566	1,812,941	25,137,094		25,137,094
Chile	47,010			47,010			47,010		47,010
China	480,000			480,000			480,000		480,000
Colombia	171,000			171,000			171,000		171,000
Costa Rica	63,090			63,090			63,090		63,090
Cyprus	75,000	35,315		110,315			110,315		110,315
Czech Republic	65,000	140,791		205,791			205,791		205,791
Denmark	2,584,921	9,571,932		12,156,853		1,039,544	13,196,397		13,196,397
Egypt	94,673			94,673			94,673		94,673
Finland	668,003	7,358,029		8,026,032	1,113,885	87,656	9,227,573		9,227,573
France	1,600,000	8,260,839	-37,763	9,823,076			9,823,076		9,823,076
Germany	1,386,981	10,206,550	-367,304	11,226,227	5,247,265		16,473,492		16,473,492
Greece	350,000			350,000			350,000		350,000
Guyana	4,819			4,819			4,819		4,819
Holy See	7,282	7,282		14,564			14,564		14,564
Hungary	50,000	15,900		65,900			65,900		65,900
Iceland	60,000	71,556		131,556			131,556		131,556
India	20,634			20,634			20,634		20,634
Ireland	202,777	1,726,777		1,929,554	708,777		2,638,331		2,638,331

* The tables in sections 7 and 8 below include the ICRC's portion of the contributions received in the framework of the Integrated Appeal of the International Red Cross and Red Crescent Movement in response to the Balkan Crisis.

7. CONTRIBUTIONS IN 1999

(in Swiss francs)

Country	Headquarters appeal	Emergency appeals	Reimbursement previous year	Total cash	Total kind	Total services	Total	Total assets	Grand total
Israel	137,200			137,200			137,200		137,200
Italy	1,240,650	7,033,470		8,274,120			8,274,120		8,274,120
Japan	1,277,000	27,376,271		28,653,271			28,653,271		28,653,271
Korea, Rep. of	307,860			307,860			307,860		307,860
Kuwait	1,444,956			1,444,956			1,444,956		1,444,956
Libya	30,250			30,250			30,250		30,250
Liechtenstein	150,000	410,000		560,000			560,000		560,000
Luxembourg	316,312	3,460,876		3,777,188			3,777,188		3,777,188
Malaysia	22,545			22,545			22,545		22,545
Malta	15,000			15,000			15,000		15,000
Mauritius	15,220			15,220			15,220		15,220
Mexico	152,888			152,888			152,888		152,888
Monaco	97,000	85,871		182,871			182,871		182,871
Morocco	50,000			50,000			50,000		50,000
Netherlands	1,167,883	44,563,449		45,731,332			45,731,332		45,731,332
New Zealand	401,700	59,562		461,262			461,262		461,262
Norway	950,184	21,468,470		22,418,654	1,141,403		23,560,057	67,725	23,627,782
Oman	7,625			7,625			7,625		7,625
Panama	49,494			49,494			49,494		49,494
Peru	14,800			14,800			14,800		14,800
Philippines	297,267			297,267			297,267		297,267
Poland	125,000	57,760		182,760			182,760		182,760
Portugal	200,000	868,825		1,068,825			1,068,825		1,068,825
Samoa	7,282			7,282			7,282		7,282
St. Marino	40,000			40,000			40,000		40,000
Saudi Arabia	304,500	318,000		622,500			622,500		622,500
Singapore	39,750			39,750			39,750		39,750
Slovak Republic	35,000	53,375		88,375			88,375		88,375
Slovenia	220,000			220,000			220,000		220,000
South Africa	82,475	331,590		414,065			414,065		414,065
Spain	500,000	902,834		1,402,834			1,402,834		1,402,834
Sri Lanka	15,900			15,900			15,900		15,900
Sudan	15,322			15,322			15,322		15,322
Sweden	1,782,000	36,317,712		38,099,712			38,099,712		38,099,712
Switzerland	65,960,000	25,814,634		91,774,634			91,774,634		91,774,634
Syria	14,900			14,900			14,900		14,900
Thailand	102,900			102,900			102,900		102,900
Tunisia	11,474			11,474			11,474		11,474
United Kingdom	1,276,373	68,623,403		69,899,776			69,899,776		69,899,776
United States of America	14,025,900	188,772,503		202,798,403	158,400		202,956,803		202,956,803
Uruguay	43,695			43,695			43,695		43,695
Total from governments	105,963,697	493,171,930	-405,067	598,730,560	8,974,524	2,940,141	610,645,225	528,475	611,173,700

7. CONTRIBUTIONS IN 1999

(in Swiss francs)

7.2 European Commission

Donor	Headquarters appeal	Emergency appeals	Total cash	Total kind	Total services	Total	Total assets	Grand total
EC DG I		7,696,800	7,696,800			7,696,800		7,696,800
EC food aid DG VIII		22,746,853	22,746,853			22,746,853		22,746,853
ECHO		31,907,732	31,907,732	1,217,146		33,124,878		33,124,878
Total from European Commission		62,351,385	62,351,385	1,217,146		63,568,531		63,568,531

7.3 International organizations

	Headquarters appeal	Emergency appeals	Total cash	Total kind	Total services	Total	Total assets	Grand total
WFP				1,180,017		1,180,017		1,180,017
Various UN				86,382		86,382		86,382
Total from international organizations				1,266,399		1,266,399		1,266,399

7.4 Supranational organizations

	Headquarters appeal	Emergency appeals	Total cash	Total kind	Total services	Total	Total assets	Grand total
AG Fund		251,415	251,415					251,415
Total from supranational organizations		251,415	251,415					251,415

7.5 National Societies

Country	Headquarters appeal	Emergency appeals	Total cash	Total kind	Total services	Total	Total assets	Grand total
Andorra	906	65,631	66,537			66,537		66,537
Australia	173,290	429,499	602,789		1,476,143	2,078,932		2,078,932
Austria	63,621	1,244,971	1,308,592	2,648,593	289,858	4,247,043		4,247,043
Bahamas	2,749		2,749			2,749		2,749
Belgium	115,363	3,881,319	3,996,682	1,933,597	907,722	6,838,001		6,838,001
Brazil	812		812			812		812
Bulgaria	1,200		1,200			1,200		1,200
Cambodia	1,503		1,503			1,503		1,503
Canada		1,321,657	1,321,657			1,321,657		1,321,657
Cape Verde	1,002		1,002			1,002		1,002
Chile	5,243		5,243			5,243		5,243
China	57,338		57,338			57,338		57,338
China - Hong Kong		55,920	55,920	159,000	33,120	248,040		248,040
Colombia	41,825		41,825			41,825		41,825
Cook Islands		1,610	1,610			1,610		1,610

7. CONTRIBUTIONS IN 1999

(in Swiss francs)

Country	Headquarters appeal	Emergency appeals	Total cash	Total kind	Total services	Total	Total assets	Grand total
Croatia	5,302		5,302			5,302		5,302
Cyprus		9,108	9,108			9,108		9,108
Czech Republic	26,445		26,445	7,000		33,445		33,445
Denmark	99,163	4,492,166	4,591,329	4,182,163		8,773,492	351,592	9,125,084
Dominica	393		393			393		393
Ecuador	2,455		2,455			2,455		2,455
Egypt	9,327		9,327	17,550		26,877		26,877
Estonia	3,535	5,733	9,268			9,268		9,268
Ethiopia	6,480		6,480			6,480		6,480
Fiji	884		884		20,149	21,033		21,033
Finland	100,597	2,948,577	3,049,174	2,075,584	1,382,791	6,507,549		6,507,549
France	520,741		520,741	4,594,132	1,193,937	6,308,810		6,308,810
Germany	1,128,692	5,734,330	6,863,022	9,570,119	2,207,272	18,640,413	148,743	18,789,156
Greece	24,297	202,756	227,053	319,638	185,647	732,338		732,338
Hungary	5,000		5,000			5,000		5,000
Iceland	30,436	707,111	737,547	122,997	501,677	1,362,221		1,362,221
Iran	34,264		34,264			34,264		34,264
Ireland	15,709	2,195,627	2,211,336	395,794	424,647	3,031,777		3,031,777
Italy	247,125	553,802	800,927		126,767	927,694		927,694
Japan	1,204,500	2,113,110	3,317,610	125,056	587,991	4,030,657		4,030,657
Jordan	884		884			884		884
Korea, Rep. of	185,857	186,334	372,191		42,180	414,371		414,371
Latvia	2,620	5,683	8,303			8,303		8,303
Lesotho	1,178		1,178			1,178		1,178
Liechtenstein	16,494	1,897,935	1,914,429			1,914,429		1,914,429
Luxembourg	27,196	241,885	269,081			269,081		269,081
Madagascar	393		393			393		393
Malta	589	30,965	31,554			31,554		31,554
Mauritius	884		884			884		884
Monaco	18,164	208,490	226,654			226,654		226,654
Mongolia	1,229		1,229			1,229		1,229
Morocco	1,536		1,536			1,536		1,536
Mozambique	601		601			601		601
Namibia	589		589			589		589
Nepal	1,080		1,080			1,080		1,080
Netherlands	231,119	3,821,225	4,052,344	2,007,075	1,374,361	7,433,780	25,000	7,458,780
New Zealand	41,825	607,663	649,488		618,946	1,268,434		1,268,434
Nigeria	1,133		1,133			1,133		1,133
Norway	135,329	5,248,650	5,383,979	9,002,343	1,781,019	16,167,341	53,467	16,220,808
Pakistan	4,584		4,584			4,584		4,584
Papua New Guinea	2,275		2,275			2,275		2,275
Paraguay	1,767		1,767			1,767		1,767
Portugal	39,862	31,826	71,688	80,852		152,540		152,540
Qatar	5,596		5,596			5,596		5,596
Romania	12,174		12,174			12,174		12,174
Senegal	1,758		1,758			1,758		1,758
Sierra Leone	1,013		1,013			1,013		1,013
Singapore		282,628	282,628			282,628		282,628
Slovak Republic	7,658		7,658			7,658		7,658
Slovenia	17,135		17,135			17,135		17,135
Spain	315,947	2,047,089	2,363,036	1,250,002	157,325	3,770,363		3,770,363
Sweden	123,165	5,704,720	5,827,885	2,702,361	1,031,220	9,561,466	1,105,650	10,667,116

7. CONTRIBUTIONS IN 1999

(in Swiss francs)

Country	Headquarters appeal	Emergency appeals	Total cash	Total kind	Total services	Total	Total assets	Grand total
Switzerland	119,585	685,259	804,844	2,946,246	550,712	4,301,802		4,301,802
Syria	4,483		4,483			4,483		4,483
Thailand	51,349		51,349			51,349		51,349
Trinidad & Tobago	2,160		2,160			2,160		2,160
Tunisia		2,119	2,119			2,119		2,119
United Kingdom	400,418	2,869,930	3,270,348	6,172,983	2,231,556	11,674,887	253,285	11,928,172
United States of America		5,289,419	5,289,419	1,771,861	534,773	7,596,053		7,596,053
Uruguay	457		457			457		457
Vietnam	1,375		1,375			1,375		1,375
Yemen	1,276		1,276			1,276		1,276
Various National Societies				31,811		31,811		31,811
International Federation of Red Cross & Red Crescent Societies				1,126,987		1,126,987	26,980	1,153,967
Total from National Societies	5,712,934	55,124,747	60,837,681	53,243,744	17,659,813	131,741,238	1,964,717	133,705,955

7.6 Public sources

	Total cash	Total kind	Total services	Total	Total assets	Grand total
Aargau	176,575			176,575		176,575
Basel-Landschaft	70,630			70,630		70,630
Bellinzona	5,000			5,000		5,000
Chêne-Bougeries	35,000			35,000		35,000
Collex-Bossy	1,413			1,413		1,413
Collonge-Bellerive	16,626			16,626		16,626
Cologny	35,315			35,315		35,315
Commune di Cormons, Italia	965			965		965
Confignon	3,532			3,532		3,532
Conseil Général du Val d'Oise, France	24,544			24,544		24,544
Fribourg, Canton of	27,000			27,000		27,000
Fribourg, City of	7,063			7,063		7,063
Geneva, Canton of	4,000,000			4,000,000		4,000,000
Geneva, City of	260,315			260,315		260,315
Lugano	30,000			30,000		30,000
Meyrin	7,063			7,063		7,063
Puy-de-Dôme, France	17,335			17,335		17,335
Regione Trentino, Alto Adige Italia	117,457			117,457		117,457
Zurich, Canton of	160,000			160,000		160,000
Kloten	65,000			65,000		65,000
Total from public sources	5,060,833			5,060,833		5,060,833

7. CONTRIBUTIONS IN 1999

(in Swiss francs)

7.7 Private sources

	Total cash	Total kind	Total services	Total	Total assets	Grand total
Direct mail and fundraising campaigns in Switzerland	2,772,651			2,772,651		2,772,651
Gifts	8,743,640			8,743,640		8,743,640
Donations from foundations/funds:						
Foundation for the International Committee of the Red Cross	60,053			60,053		60,053
The Link Foundation	42,750			42,750		42,750
The Flora Family Foundation	26,310			26,310		26,310
H.E.M Stiftung	100,000			100,000		100,000
Kantonale St.Gallische Winkelriedstiftung	10,000			10,000		10,000
Kolb'sche Familien-Stiftung	10,000			10,000		10,000
Montarina Stiftung	40,000			40,000		40,000
Mosaic Foundation	107,711			107,711		107,711
Noric Foundation	157,172			157,172		157,172
Fondation Albert E. Oechslin	100,000			100,000		100,000
Fondation Odéon	61,600			61,600		61,600
Open Society Institute	89,880			89,880		89,880
Fondation Paprioz	50,000			50,000		50,000
RPH-Promotor Stiftung	34,647			34,647		34,647
The Supreme Master Ching Hai International Association	109,193			109,193		109,193
Valmont Stiftung	35,315			35,315		35,315
Fondation Hans Wilsdorf	65,000			65,000		65,000
Others (below Sfr 10.000.-)	64,806			64,806		64,806
Legacies	2,042,053			2,042,053		2,042,053
Support Association	320,000			320,000		320,000
Companies	1,652,080			1,652,080		1,652,080
Ad hoc campaigns:						
Rotary Foundation	4,484,237			4,484,237		4,484,237
Rotary International(Switzerland)	402,000			402,000		402,000
Rotary International(Germany)	105,000			105,000		105,000
UEFA	1,350,000			1,350,000		1,350,000
Various donors		301,156	108,000	409,156	222,731	631,887
Total from private sources	23,036,098	301,156	108,000	23,445,254	222,731	23,667,985

8. CONTRIBUTIONS IN KIND, IN SERVICES

(in Swiss francs)	Donations in kind (excl. DP)	Donations in services				Other services field
		Staff				
	Field	No. of missions	No. of days	Field	Headquarters	
NATIONAL SOCIETIES						
Australia		68	7,810	1,476,143		
Austria	2,648,593	7	625	119,001	50,583	
Belgium	1,891,258	16	2,692	447,347	93,600	
China	159,000	1	96	33,120		
Czech Republic	7,000					
Denmark	4,182,163					
Egypt	17,550					
Fiji		2	70	20,149		
Finland	1,989,397	28	2,936	711,073	98,203	
France	4,594,132	33	5,845	1,193,937		
Germany	7,316,720	47	6,263	1,263,612	228,414	60,000
Greece	319,638	6	595	151,697		
Iceland	122,997	16	2,007	501,677		
Ireland	395,794	16	1,594	424,647		
Italy		5	520	103,535		
Japan		25	1,739	457,569	18,764	
Korea		1	180	42,180		
Netherlands	1,955,552	44	5,193	1,189,534	25,341	
New Zealand		22	3,164	618,946		
Norway	5,735,653	34	3,591	849,972	56,241	
Portugal	80,852					
Spain	1,239,523					
Sweden	2,126,981	21	2,990	731,467		
Switzerland	2,937,500	12	1,582	377,732		
United Kingdom	5,005,994	86	9,239	1,754,721	348,574	
United States of America	1,771,861	9	917	239,210		
International Federation of Red Cross and Red Crescent Societies	1,126,987					
Various	31,811					
GOVERNMENTS						
Australia	123,200					
Belgium	103,028					
Canada		68	9,331	1,326,904		
Denmark		22	3,577	887,453	57,387	
Finland	654,155					
Germany	5,247,265					
Ireland	708,777					
Norway	1,141,403					
United States of America	158,400					
ORGANIZATIONS						
European Union	1,217,146					
WFP	1,180,017					
Various	86,382					
PRIVATE DONORS						
Various	301,156					108,000
Grand total	56,577,885	589	72,556	14,921,626	977,107	168,000
Grand total kind						
Grand total services						

AND TO DELEGATED PROJECTS 1999

Donations for delegated projects (DP)				Grand total			
in kind	in services	in cash	Total deleg. proj.	Field kind (incl. DP)	Field services	Headquarters services	Deleg. proj. cash
		53,523	53,523		1,476,143		53,523
	120,274	712,349	832,623	2,648,593	239,275	50,583	712,349
42,339	366,775	2,223,093	2,632,207	1,933,597	814,122	93,600	2,223,093
				159,000	33,120		
				7,000			
				4,182,163			
				17,550			
					20,149		
86,187	573,515	354,151	1,013,853	2,075,584	1,284,588	98,203	354,151
				4,594,132	1,193,937		
2,253,399	655,246	2,667,325	5,575,970	9,570,119	1,978,858	228,414	2,667,325
	33,950	67,756	101,706	319,638	185,647		67,756
				122,997	501,677		
				395,794	424,647		
	23,232	361,639	384,871		126,767		361,639
125,056	111,658	479,258	715,972	125,056	569,227	18,764	479,258
					42,180		
51,523	159,486	1,126,822	1,337,831	2,007,075	1,349,020	25,341	1,126,822
					618,946		
3,266,690	874,806	1,185,340	5,326,836	9,002,343	1,724,778	56,241	1,185,340
				80,852			
10,479	157,325	1,941,960	2,109,764	1,250,002	157,325		1,941,960
575,380	299,753	831,582	1,706,715	2,702,361	1,031,220		831,582
8,746	172,980	236,608	418,334	2,946,246	550,712		236,608
1,166,989	128,261	1,617,803	2,913,053	6,172,983	1,882,982	348,574	1,617,803
	295,563	746,455	1,042,018	1,771,861	534,773		746,455
				1,126,987			
				31,811			
				123,200			
				103,028			
378,566	486,037	1,103,105	1,967,708	378,566	1,812,941		1,103,105
	94,704	271,563	366,267		982,157	57,387	271,563
459,730	87,656	776,646	1,324,032	1,113,885	87,656		776,646
				5,247,265			
				708,777			
				1,141,403			
				158,400			
				1,217,146			
				1,180,017			
				86,382			
				301,156	108,000		
8,425,084	4,641,221	16,756,978	29,823,283	65,002,969	19,730,847	977,107	16,756,978
				65,002,969			
					20,707,954		

9. RELIEF AND MEDICAL ASSISTANCE TABLES

The statistical data in the following tables can be summarized as follows:

9.1 Contributions in kind received and purchases made by the ICRC in 1999

All relief and medical goods received as contributions in kind or purchases by the ICRC and inventoried in the country of final destination between January 1 and December 31, 1999. The figures for contributions in kind cover all material support received as a gift but do not include any services received, such as the provision of human resources and/or logistic means. The figures for medical and relief purchases comprise all procurements carried out both with unearmarked and with earmarked financial contributions ("cash for kind"). The grand total of 222,159,215 therefore corresponds to the grand total given in the table "Relief and medical supplies dispatched by the ICRC in 1999".

9.2 Relief and medical supplies dispatched by the ICRC in 1999

All relief and medical goods received as contributions in kind or purchased by the ICRC and inventoried in the country of final destination between January 1 and December 31, 1999.

9.3 Relief and medical supplies distributed by the ICRC in 1999

All relief and medical goods distributed by the ICRC in the field between January 1 and December 31, 1999. These goods were either purchased or received in kind during 1999 or taken from stocks already constituted at the end of 1998.

9.1 CONTRIBUTIONS IN KIND RECEIVED AND PURCHASES MADE BY THE ICRC IN 1999

(by donors and purchases, according to stock entry date)

Donors	Food (Tonnes)	Seeds (Tonnes)	Blankets (Units)	Tents (Units)	Kitchen sets (Units)	Clothes (Tonnes)	Other relief goods (Tonnes)	Total relief (Sfr)	Medical (Sfr)	Grand total (Sfr)
NATIONAL SOCIETIES	26,249.0	0.0	559,900	3,151	60,740	365.9	3,411.8	44,369,699	3,251,974	47,621,673
Austria	2,199.5					34.8	157.5	2,648,593		2,648,593
Belgium	1,003.2				10,000	7.8	78.6	1,891,258		1,891,258
China	191.5							159,000		159,000
Czech Republic			1,000					7,000		7,000
Denmark	2,303.5		46,500	2		48.0	319.3	4,426,505	107,250	4,533,755
Egypt	40.0		450					17,550		17,550
Finland	1,278.5		78,000		22,800		22.8	1,989,397		1,989,397
France	1,590.4							4,594,132		4,594,132
Germany	10,851.0				4,320	1.3	348.9	6,216,935	1,248,528	7,465,463
Greece	240.0							319,638		319,638
Iceland	117.4							122,997		122,997
Ireland			23,750					395,794		395,794
Netherlands	3,249.5					6.1	404.7	1,980,552		1,980,552
Norway	1,615.3		94,920	47		24.8	280.3	4,378,873	1,410,247	5,789,120
Portugal	70.7		500				3.9	80,852		80,852
Spain	21.1		3,750		500	0.1	251.1	1,159,728	79,795	1,239,523
Sweden	244.8		25,000			205.3	435.1	3,227,771	4,860	3,232,631
Switzerland			100,020	2,902	14,500	29.2	48.7	2,889,472	48,028	2,937,500
United Kingdom	730.7		131,010		5,620	8.5	927.2	5,093,648	165,631	5,259,279
United States of America	336.9		55,000				42.2	1,616,037	155,824	1,771,861
International Federation of Red Cross and Red Crescent Societies	165.0			200	3,000		91.5	1,153,967		1,153,967
Various									31,811	31,811
GOVERNMENTS	7,145.9	3.8	19,280	0	0	27.7	305.9	7,634,898	1,029,805	8,664,703
Australia	167.4						25.0	583,950		583,950
Belgium			19,280					103,028		103,028
Finland	420.0						103.7	654,155		654,155
Germany	6,320.3	3.8				20.4	41.8	5,234,914	12,351	5,247,265
Ireland	200.0						134.4	708,777		708,777
Norway						7.3	1.0	191,674	1,017,454	1,209,128
United States of America	38.2							158,400		158,400
VARIOUS DONORS	4,548.2	0.0	6,302	0	345	5.0	58.1	2,829,016	43,416	2,872,432
European Union	1,900.0							1,217,146		1,217,146
United Nations (WFP, HCR, UNICEF)	2,632.8		6,302		345		14.9	1,266,399		1,266,399
Other donors	15.4					5.0	43.2	345,471	43,416	388,887
TOTAL GIFTS IN KIND	37,943.1	3.8	585,482	3,151	61,085	398.6	3,775.8	54,833,613	4,325,195	59,158,808
ICRC purchases (non-earmarked)	59,440.8	11,481.0	770,226	10,433	65,251	613.8	24,401.8	85,541,792	33,001,534	118,543,326
ICRC purchases (cash for kind)	22,966.0	1,287.4	113,645	5,500	0	466.8	2,824.5	39,029,768	5,422,313	44,452,081
TOTAL ICRC PURCHASES	82,406.8	12,768.4	883,871	15,933	65,251	1,080.6	27,226.3	124,571,560	38,423,847	162,995,407
GRAND TOTAL	120,349.9	12,772.2	1,469,353	19,084	126,336	1,479.2	31,002.1	179,405,173	42,749,042	222,154,215

9.2 RELIEF SUPPLIES DISPATCHED BY THE ICRC IN 1999

(by receiving countries, according to stock entry date)

Countries	Gifts in kind			Purchases by the ICRC			Total dispatched			Total (Sfr)
	Medical (Sfr)	Relief (Sfr)	(Tonnes)	Medical (Sfr)	Relief (Sfr)	(Tonnes)	Medical (Sfr)	Relief (Sfr)	(Tonnes)	
AFRICA	1,843,818	6,362,325	7,181.4	17,162,049	39,584,536	49,492.4	19,005,867	45,946,861	56,673.8	64,952,728
Angola	312,244	3,683,769	5,096.8	999,860	9,560,644	14,028.6	1,312,104	13,244,413	19,125.4	14,556,517
Burundi				127,892	79,958	18.9	127,892	79,958	18.9	207,850
Cameroon, Central African Rep., Chad				30,776	40,365	16.0	30,776	40,365	16.0	71,141
Republic of the Congo	31,811	419,261	696.5	748,152	183,888	69.8	779,963	603,149	766.3	1,383,112
Democratic Republic of the Congo		26,980	1.7	1,542,241	4,302,642	5,074.9	1,542,241	4,329,622	5,076.6	5,871,863
Côte d'Ivoire				7,848	25,786	15.3	7,848	25,786	15.3	33,634
Djibouti				1,641	3,615	0.9	1,641	3,615	0.9	5,256
Eritrea	1,353,028	365,267	57.1	1,236,067	3,850,261	7,157.5	2,589,095	4,215,528	7,214.6	6,804,623
Ethiopia				701,780	266,629	164.0	701,780	266,629	164.0	968,409
Guinea Bissau		10,434	22.0	26,757	42,865	27.2	26,757	53,299	49.2	80,056
Kenya, Tanzania				225,106	27,451	22.3	225,106	27,451	22.3	252,557
Liberia				86,973	71,132	32.2	86,973	71,132	32.2	158,105
Madagascar, Comoros				14,184	892	0.1	14,184	892	0.1	15,076
Mali				535,907	151,800	74.2	535,907	151,800	74.2	687,707
Nigeria				14,029	88,588	43.3	14,029	88,588	43.3	102,617
Rwanda		704,950	1,000.0	2,250,427	3,697,992	8,537.6	2,250,427	4,402,942	9,537.6	6,653,369
Senegal, Guinea				3,904	132,256	252.6	3,904	132,256	252.6	136,160
Sierra Leone		425,973	141.4	307,696	1,460,635	2,708.1	307,696	1,886,608	2,849.5	2,194,304
Somalia				178,789	4,002,598	2,946.7	178,789	4,002,598	2,946.7	4,181,387
Sudan	45,703	315,024	37.4	816,957	2,648,561	1,719.4	862,660	2,963,585	1,756.8	3,826,245
Uganda		410,667	128.5	300,053	4,000,986	3,123.3	300,053	4,411,653	3,251.8	4,711,706
Zimbabwe, Lesotho				250	1,408	0.1	250	1,408	0.1	1,658
Regional & emergency stocks in Kenya	101,032			7,004,760	4,943,584	3,459.4	7,105,792	4,943,584	3,459.4	12,049,376
LATIN AMERICA AND THE CARIBBEAN		40,176	6.7	1,097,920	8,563,424	7,441.5	1,097,920	8,603,600	7,448.2	9,701,520
Colombia				363,819	6,951,412	4,782.6	363,819	6,951,412	4,782.6	7,315,231
Haiti				36,816	102,084	83.3	36,816	102,084	83.3	138,900
Mexico				456,329	1,199,240	2,316.7	456,329	1,199,240	2,316.7	1,655,569
Peru		40,176	6.7	240,956	310,688	258.9	240,956	350,864	265.6	591,820
ASIA AND THE PACIFIC	1,152,300	1,732,321	3,005.1	5,191,014	16,744,385	21,389.3	6,343,314	18,476,706	24,394.4	24,820,020
Afghanistan		717,000	2,500.0	3,611,118	9,412,180	12,984.5	3,611,118	10,129,180	15,484.5	13,740,298
Cambodia				217,869	7,944	1.7	217,869	7,944	1.7	225,813
India				80	3,368	0.5	80	3,368	0.5	3,448
Indonesia	1,152,300	756,470	228.1	820,041	6,287,096	6,065.4	1,972,341	7,043,566	6,293.5	9,015,907
Kyrgyzstan					1,749	2.5		1,749	2.5	1,749
Myanmar				118,364	8,789	3.6	118,364	8,789	3.6	127,153
Pakistan					11,402	0.9		11,402	0.9	11,402
Philippines				6,960	231,048	380.0	6,960	231,048	380.0	238,008
Solomon Islands		123,200	167.4	1,672	202,750	110.5	1,672	325,950	277.9	327,622
Sri Lanka		48,611	28.0	315,055	500,545	1,745.2	315,055	549,156	1,773.2	864,211
Tajikistan		87,040	81.6	99,855	77,514	94.5	99,855	164,554	176.1	264,409
EUROPE AND NORTH AMERICA	1,329,077	46,698,791	33,444.2	11,019,044	58,771,150	47,569.1	12,348,121	105,469,941	81,013.3	117,818,062
Albania		78,823	8.6	419,273	272,159	15.9	419,273	350,982	24.5	770,255
Armenia				73,438	164,641	26.9	73,438	164,641	26.9	238,079
Azerbaijan				166,418	129,962	49.4	166,418	129,962	49.4	296,380
Bosnia-Herzegovina	57,678	2,614,150	725.7	2,959,211	4,732,541	13,208.3	3,016,889	7,346,691	13,934.0	10,363,580
Croatia				4,750	1,100	0.1	4,750	1,100	0.1	5,850
Federal Republic of Yugoslavia	1,239,739	39,517,753	29,576.4	6,695,572	49,282,750	29,858.1	7,935,311	88,800,503	59,434.5	96,735,814
Former Yugoslav Republic of Macedonia				50,286	87,688	28.6	50,286	87,688	28.6	137,974
Georgia		953,740	1,753.5	372,046	1,016,159	1,158.6	372,046	1,969,899	2,912.1	2,341,945
Russian Federation		3,479,058	1,368.7	192,287	2,054,062	2,971.6	192,287	5,533,120	4,340.3	5,725,407
Emergency stocks W. Europe and Caucasus	31,660	55,267	11.3	85,763	1,030,088	251.6	117,423	1,085,355	262.9	1,202,778
MIDDLE EAST AND NORTH AFRICA				3,953,820	908,065	406.4	3,953,820	908,065	406.4	4,861,885
Iraq				3,291,440	539,591	254.7	3,291,440	539,591	254.7	3,831,031
Israel (incl. occupied/autonomous territories)				24,262	226,362	86.0	24,262	226,362	86.0	250,624
Lebanon				436,508	132,103	62.8	436,508	132,103	62.8	568,611
Western Sahara				160,001	5,351	1.6	160,001	5,351	1.6	165,352
Yemen				41,609	4,658	1.3	41,609	4,658	1.3	46,267
GRAND TOTAL	4,325,195	54,833,613	43,637.4	38,423,847	124,571,560	126,298.7	42,749,042	179,405,173	169,936.1	222,154,215

9.3 RELIEF SUPPLIES DISTRIBUTED BY THE ICRC IN 1999

	Medical (Sfr)	Relief (Sfr)	(Tonnes)	Total (Sfr)
AFRICA	19,313,157	44,388,949	50,286.1	63,702,106
Angola	1,099,470	8,178,720	11,176.0	9,278,190
Burundi	289,047	146,953	49.4	436,000
Cameroon, Central African Rep., Chad	40,272	59,055	21.0	99,327
Republic of the Congo	946,695	1,714,157	2,039.5	2,660,852
Democratic Republic of the Congo	3,606,725	4,930,696	4,759.9	8,537,421
Côte d'Ivoire	7,848	55,893	21.8	63,741
Djibouti	2,123	14,493	2.4	16,616
Eritrea	2,845,615	4,780,084	7,431.4	7,625,699
Ethiopia	893,730	299,204	167.6	1,192,934
Guinea Bissau	27,845	197,300	79.8	225,145
Kenya, Tanzania	373,876	662,819	658.1	1,036,695
Liberia	87,887	71,132	32.2	159,019
Madagascar, Comoros	14,184	892	0.1	15,076
Mali	535,907	170,914	78.3	706,821
Nigeria	4,431	121,479	46.5	125,910
Rwanda	2,819,801	8,085,021	12,361.7	10,904,822
Senegal, Guinea	3,904	132,256	252.7	136,160
Sierra Leone	289,005	2,480,197	2,976.7	2,769,202
Somalia	1,112,863	4,011,720	2,953.5	5,124,583
Sudan	3,849,779	3,212,268	1,752.4	7,062,047
Uganda	461,900	5,062,288	3,425.0	5,524,188
Zimbabwe, Lesotho	250	1,408	0.1	1,658
LATIN AMERICA AND THE CARIBBEAN	1,106,636	8,166,722	6,549.7	9,273,358
Colombia	363,819	6,951,412	4,782.6	7,315,231
Haiti	36,816	102,084	83.3	138,900
Mexico	456,329	774,904	1,420.7	1,231,233
Peru	249,672	338,322	263.1	587,994
ASIA AND THE PACIFIC	6,244,371	17,553,883	27,277.7	23,798,254
Afghanistan	3,389,927	11,404,242	20,270.3	14,794,169
Cambodia	259,762	7,944	1.7	267,706
India	80	3,368	0.5	3,448
Indonesia	2,029,201	4,773,036	4,403.5	6,802,237
Kyrgyzstan		31,352	29.1	31,352
Myanmar	118,364	8,789	3.6	127,153
Pakistan		32,375	7.7	32,375
Philippines	6,960	231,048	380.0	238,008
Solomon Islands	1,672	325,950	277.9	327,622
Sri Lanka	322,055	486,018	1,723.3	808,073
Tajikistan	116,350	249,761	180.1	366,111
EUROPE AND NORTH AMERICA	13,357,532	69,234,085	74,955.6	82,591,617
Albania	437,405	242,150	19.2	679,555
Armenia	103,652	186,406	38.2	290,058
Azerbaijan	223,538	131,896	49.7	355,434
Bosnia-Herzegovina	3,378,227	8,126,969	24,182.4	11,505,196
Croatia	4,750	1,100	0.1	5,850
Federal Republic of Yugoslavia	8,298,404	54,045,881	43,992.6	62,344,285
Former Yugoslav Republic of Macedonia	50,286	87,688	28.6	137,974
Georgia	619,570	2,250,714	2,920.5	2,870,284
Russian Federation	241,700	4,161,281	3,724.3	4,402,981
MIDDLE EAST AND NORTH AFRICA	4,294,098	1,623,088	510.0	5,917,186
Iraq	3,442,484	1,149,600	323.9	4,592,084
Israel (including occupied/autonomous territories)	24,262	243,116	86.8	267,378
Lebanon	625,742	220,363	96.4	846,105
Western Sahara	160,001	5,351	1.6	165,352
Yemen	41,609	4,658	1.3	46,267
GRAND TOTAL	44,315,794	140,966,727	159,579.1	185,282,521

10. SPECIAL FUNDS

10.1 Foundation for the International Committee of the Red Cross

BALANCE SHEET AS AT DECEMBER 31, 1999

ASSETS		LIABILITIES	
	Sfr		Sfr
Securities (market value: Sfr 3,648,608)	3,109,935	<i>Inalienable capital:</i>	
		– Initial balance	2,641,429
		– Allocation from 1999	<u>125,452</u>
			2,766,881
Federal Tax Administration, Bern (withholding tax refund)	17,257	<i>Available funds:</i>	
		– Initial balance	<u>330,000</u>
			330,000
Banks	2,303		
		International Committee of the Red Cross, current account	62,614
	3,159,495		3,159,495

RECEIPTS AND EXPENDITURE ACCOUNT FOR 1999

EXPENDITURE		RECEIPTS	
	Sfr		Sfr
Bank and custody charges	14,304	Income from securities	95,151
Charges on purchase/sale of securities	19,746	Bank interest	2,622
Loss on sale of securities	81,075	Profit on refund of securities	206,528
Audit fees	2,077		
Other expenses	980		
Loss on exchange rate	614		
	118,796		304,301

RESULT

	Sfr
Gross excess of receipts over expenditure in 1999	185,505
Allocation of net result on securities transactions to the inalienable capital	–125,452
Statutory allocation to the ICRC of net excess of receipts over expenditure in 1999	60,053

10. SPECIAL FUNDS

10.2 Augusta Fund

BALANCE SHEET AS AT DECEMBER 31, 1999

ASSETS		LIABILITIES	
	Sfr		Sfr
Share of the overall capital of the special funds	137,789	Inalienable capital	100,000
		Provision	18,470
International Committee of the Red Cross, current account	2,373	Share of the overall provision for portfolio variation:	
		Balance brought forward from 1998	9,367
		Allocation in 1999	135
			9,502
		Florence Nightingale Medal Fund, current account:	
		Balance brought forward from 1998	100,344
		Transfer to Florence Nightingale Medal Fund	-100,344
		Excess of receipts over expenditure in 1999	12,190
			12,190
	140,162		140,162

RECEIPTS AND EXPENDITURE ACCOUNT FOR 1999

EXPENDITURE		RECEIPTS	
	Sfr		Sfr
Audit fees	167	Share of net revenue from the overall capital of the special funds	12,492
Share of increase of the overall provision	135		
	302		12,492

RESULT

Excess of receipts over expenditure in 1999	Sfr
	12,190

10. SPECIAL FUNDS

10.3 FLORENCE NIGHTINGALE MEDAL FUND

BALANCE SHEET AS AT DECEMBER 31, 1999

ASSETS		LIABILITIES	
	Sfr		Sfr
Share of the overall capital of the special funds	303,870	Capital	75,000
Stock of medals	37,530	Reserve:	
		Balance brought forward from 1998	233,161
		Excess of receipts over expenditure in 1999	<u>34,510</u>
Augusta Fund, current account	100,344		267,671
Balance brought forward from 1998		Share of the overall provision for	
Transfer from Augusta Fund	-100,344	portfolio variation:	
Excess of receipts over expenditure of		Balance brought forward from 1998	10,038
the Augusta Fund	12,190	Allocation in 1999	<u>312</u>
			10,350
		International Committee of the	
		Red Cross, current account	569
	353,590		353,590

RECEIPTS AND EXPENDITURE ACCOUNT FOR 1999

EXPENDITURE		RECEIPTS	
	Sfr		Sfr
Audit fees	234	Allocation of the excess of receipts over	
Presentation of medals, printing and		expenditure as at December 31, 1999 of the	
dispatching circulars	5,991	Augusta Fund, in accordance with the	
		decision of the Twenty-first International	
		Conference of the Red Cross	12,190
Share of increase of the overall provision	312	Share of net revenue from the overall	
		capital of the special funds	28,857
	6,537		41,047

RESULT

Excess of receipts over expenditure in 1999	Sfr
	34,510

10. SPECIAL FUNDS

10.4 CLARE R. BENEDICT FUND

BALANCE SHEET AS AT DECEMBER 31, 1999

ASSETS		LIABILITIES	
	Sfr		Sfr
Share of the overall capital of the special funds	3,492,848	Capital	1,632,629
		<i>Share of the overall provision for portfolio variation:</i>	
		Balance brought forward from 1998	188,497
		Allocation in 1999	<u>3,508</u>
			192,005
		<i>Receipts and expenditure account:</i>	
		Balance brought forward from 1998	1,347,794
		Excess of receipts over expenditure in 1999	<u>317,919</u>
			1,665,713
		International Committee of the Red Cross, current account	2,501
	3,492,848		3,492,848

RECEIPTS AND EXPENDITURE ACCOUNT FOR 1999

EXPENDITURE		RECEIPTS	
	Sfr		Sfr
Audit fees	2,501	Share of net revenue from the overall capital of the special funds	323,928
Share of increase of the overall provision	3,508		
	6,009		323,928

RESULT

Excess of receipts over expenditure in 1999 for attribution	Sfr
	317,919

10. SPECIAL FUNDS

10.5 MAURICE DE MADRE FRENCH FUND

BALANCE SHEET AS AT DECEMBER 31, 1999

ASSETS		LIABILITIES	
	Sfr		Sfr
Share of the overall capital of the special funds	4,217,856	<i>Capital:</i>	
		Balance brought forward from 1998	3,633,602
		Excess of receipts over expenditure in 1999	<u>304,378</u>
			3,937,980
		<i>Share of the overall provision for portfolio variation:</i>	
		Balance brought forward from 1998	189,369
		Allocation in 1999	<u>4,276</u>
			193,645
		International Committee of the Red Cross, current account	86,231
	4,217,856		4,217,856

RECEIPTS AND EXPENDITURE ACCOUNT FOR 1999

EXPENDITURE		RECEIPTS	
	Sfr		Sfr
Allocations	81,299	Share of net revenue from the overall capital of the special funds	394,885
Audit fees	3,070		
Other expenses	1,862		
Share of increase of the overall provision	4,276		
	90,507		394,885

RESULT

Excess of receipts over expenditure in 1999	Sfr
	304,378

10. SPECIAL FUNDS

10.6 OMAR EL MUKTAR FUND

BALANCE SHEET AS AT DECEMBER 31, 1999

ASSETS		LIABILITIES	
	Sfr		Sfr
Share of the overall capital of the special funds	1,219,075	Initial capital	760,500
		<i>Share of the overall provision for portfolio variation:</i>	
		Balance brought forward from 1998	54,041
		Allocation in 1999	<u>1,236</u>
			55,277
		<i>Receipts and expenditure account:</i>	
		Balance brought forward from 1998	290,354
		Excess of receipts over expenditure in 1999	<u>112,084</u>
			402,438
		International Committee of the Red Cross, current account	860
	1,219,075		1,219,075

RECEIPTS AND EXPENDITURE ACCOUNT FOR 1999

EXPENDITURE		RECEIPTS	
	Sfr		Sfr
Audit fees	860	Share of net revenue from the overall capital of the special funds	114,180
Share of increase of the overall provision	1,236		
	2,096		114,180

RESULT		Sfr
Excess of receipts over expenditure in 1999 for attribution		112,084

10. SPECIAL FUNDS

10.7 PAUL REUTER FUND

BALANCE SHEET AS AT DECEMBER 31, 1999

ASSETS		LIABILITIES	
	Sfr		Sfr
Share of the overall capital of the special funds	440,195	Initial capital	200,000
		<i>Receipts and expenditure account:</i>	
		Balance brought forward from 1998	181,661
		Excess of receipts over expenditure in 1999	<u>40,730</u>
			222,391
		Balance brought forward from 1998	17,059
		Allocation in 1999	<u>449</u>
			17,508
		International Committee of the Red Cross, current account	296
	440,195		440,195

RECEIPTS AND EXPENDITURE ACCOUNT FOR 1999

EXPENDITURE		RECEIPTS	
	Sfr		Sfr
Audit fees	296	Share of net revenue from the overall capital of the special funds	41,475
Share of increase of the overall provision	449		
	745		41,475

RESULT

Excess of receipts over expenditure in 1999	Sfr
	40,730

10. SPECIAL FUNDS

10.8 SPECIAL FUND FOR THE DISABLED

BALANCE SHEET AS AT DECEMBER 31, 1999

ASSETS		LIABILITIES		
	Sfr		Sfr	Sfr
Share of the overall capital of the special funds	3,569,133	Initial capital		1,000,000
		<i>Share of the overall provision for portfolio variation:</i>		
		Balance brought forward from 1998	167,965	
		Allocation in 1999	<u>3,610</u>	171,575
Action with temporary deficit financing – Nicaragua project	26,644	<i>Receipts and expenditure account:</i>		
		Balance brought forward from 1998	1,786,833	
		Excess of receipts over expenditure in 1999	<u>328,562</u>	2,115,395
		<i>Reserved funds:</i>		
		Cambodia project	<u>200,000</u>	200,000
		International Committee of the Red Cross, current account		108,807
	3,595,777			3,595,777

RECEIPTS AND EXPENDITURE ACCOUNT FOR 1999

EXPENDITURE		RECEIPTS	
	Sfr		Sfr
Operational costs:		Contributions received in cash in 1999	
In cash		<i>Governments:</i>	
– Addis Ababa project - Regional training centre	856,950	Norway - Addis Ababa project	747,901*
– Ho Chi Minh project - Protheses production and training	474,540	Norway - Ho Chi Minh project	350,953*
– Nicaragua project - Prosthetic material	150,018	Norway - Coordination unit - Geneva	178,396*
– Geneva - coordination unit	178,684	<i>National Societies:</i>	
In services		Hong-Kong - Ho Chi Minh project	7,760*
– Addis Ababa project - Regional training centre	99,990	New Zealand - Nicaragua project	7,508*
Audit fees	2,565	Contributions received in services in 1999	
Share of increase of the overall provision	3,610	<i>National Societies:</i>	
		Norway - Addis Ababa project	99,990*
		Share of net revenue from the overall capital of the special funds	333,422
		<i>Reversal of reserved funds to cover accumulated expenses:</i>	
		– Ho Chi Minh project	23,484
		– Addis Ababa project	110,092
		– Mines appeal	208,769
		<i>Action with temporary deficit financing:</i>	
		– Nicaragua project	26,644
	1,766,357		2,094,919

RESULT

Excess of receipts over expenditure in 1999	Sfr
	328,562

* Contributions received in response to the Mines appeal